



Amanatool®

INDUSTRIAL CUTTING TOOLS FOR WOOD & ADVANCED MATERIALS





Amana Tool® is an industry leader for over 40 years specializing in industrial quality solid carbide, insert carbide and carbide-tipped cutting tools for the woodworking, plastics, aluminum, composite and metal industry. We provide many solutions for manufacturers, fabricators, display and cabinet professionals as well as hobbyists. Amana Tool's full line of industrial-quality cutting tools includes saw blades, router bits, shaper cutters, boring bits and much more.

Our devotion to consistently providing the highest quality, has proudly made Amana Tool a worldwide leading tool provider. Combining the use of our fully automated precision machinery with the highest quality raw materials, technical know-how and ongoing research and development, we continue to provide cutting solutions for a great number of materials and various cutting industries. This has helped us meet the challenges of the vast array of new and different materials in our marketplace, such as but not limited to: aluminum/non-ferrous, ACM, MDF/HDF, solid surface, fiberglass, PVCs, acrylics, composites and other man-made materials.

We are pleased and excited to offer our new 400 page catalog that showcases our quality line of products. Enclosed you will notice the addition of hundreds of new items for your ever-changing needs. Many of the new items featured are:

- Spektra™ coated router bits
- Router bits with replaceable solid carbide insert knives
- ZrN and AlTiN coated bits for CNC, 2D/3D and carving bits
- Cutting solutions for the Aluminum Composites Materials (ACM)
- An extended line of aluminum and plastic spiral 'O' flute bits with mirror finish
- New solutions for composite materials
- Numerous other additions to our router bit category

New items in saw blades include Electro Blu™ coated non-stick blades and saw blades for ACM. Our new items are the perfect complement to our current product line and enhance the great family of unique solutions we have for today's advanced materials.

Our engineering and quality control measures combined with our technical and customer service department, provides outstanding sales and technical advice. Industry professionals, along with our in-house technical staff has helped us at Amana Tool, develop innovative tools and solutions for real projects that you, our customers have been long awaiting. Please check out our Q&A section on our website to see real questions and solutions for today's woodworker.

You can always count on our commitment to offer the highest consistent quality and innovative products for all your cutting tool needs.

From the entire staff here at Amana Tool, we THANK YOU for supporting us and for using our catalog to assist you in identifying your tooling needs.



CNC/ROUTER BITS

1-250

2D/3D Carving	9-11
3D Adapters	123
4 Facet Fractional Drills	4
Aluminum	2-5, 8
Aluminum Composite Material (ACM)	6-7
Beading & Cove	121, 124-128
Box Joint / Finger Joint / Drawer Lock	167-169
Bullnose	123-124
Burrs	18-20
Cabinet Door Edge	188-189
Chamfer	117-119
Composite	28-35
Compression Spiral, Solid Carbide	101
Core Box / Bowl & Tray / Ball End	109-112
Corner Round	120-122
Countersinks for Composite Materials	32
Diamond (PCD) Polycrystalline	38-42
Divided Light Door Set	202
Door Making, Cabinet	180-210
Dovetail	155-159
EZ-Change™ (Ocemco)	104-105
Finger Grip / Door Lip	210
Flooring Solutions	176-177
Flush Trim / No File™ / Dynabit™	93-99
Flush Trim, Solid Carbide	100-101
Foam	12-13
Handrail / Table Edge	152-154
In-Groove,™ Insert CNC	46-47
In-Tech,™ Insert	140-141
Instile & Rail™ System / Stile & Rail Sets	180-187
Invectra™	8
Jointing Bits	172
Lock Miter / Edge Banding	170-171
MDF Cabinet Door	198-201
Miniature Bits	94, 178-179
Molding / Edging	125-129
Molding / Multi Form	142-151
Mortising	89-92
Nova™ System, Insert	130-131
Panel Pilot (Solid Carbide & HSS)	36-37
Plastic	21-27
Plunge, Straight	64-73
Profiling	107-139
Projects	202-207
Rabbet	160-163
Raised Panel	190-197
Round Over Bead / Groove Plunge	114-116
Router Bit Introduction	X
Router Bit Technology	246-247
Router Bit Visual Index	VI-IX
Safety Guidelines	248-250
Signmaking & V-Groove	43-50
Slot Cutter / EZ-Dial™	164-166
Solid Carbide Spirals	75-83
Solid Surface	211-228
Special Interest Sets	51-57
Spiral Compression, Solid Carbide	101
Spoilboard, Insert	84-88
Steel	14-17
Stile & Rail Sets / Instile & Rail™ System	180-187
Straight Plunge / Specialty Plunge	64-73
Stub Spindle & Cope	203
T-Slot / Screw Slot / Amerock Hinge / Keyhole	107-108

Table Edge / Handrail	152-154
Tambour Set	206-207
Tongue & Groove / 'V' Panel	173-175
Trim / Solid Carbide Panel Pilot	93-106
V-Groove & Signmaking	43-50
Window Sill	210

CNC ACCESSORIES

58-63

Adapters / Holders / Wrenches	58-61
Boring Bit Adapters	59, 255
Extension Adapters	59
Hight Precision Spring Collets	62-63
High Precision Tool Holder Extensions	58
Narrow Reach Tool Holder Extensions	59
Retaining Studs	63

REPLACEMENT PARTS

229-245

Router Collet Assembly	239
Arbors / Hex Nuts / Screws / Keys	235-238
Ball Bearings, Steel & Ultra-Glide™	232-234
Carbide Insert Knives	240-245
Replacement Parts Index	230-231
Template Guide / Router Collet Reducers	239

BORING/DRILLING BITS

251-274

Adjustable Countersink, Counterbore / Depth-Stops	268-269, 273
Boring Bit Adapters	59, 255
Brad Point	252-253
Carbide Tipped Countersinks	264-269
Countersinks for Boring Machines / Metric	256
Counterbore	267, 271
Forstner Bits	274
Hinge Boring	257-259
HSS Drills	261
Metric Boring Drills / Adapters & Bushings	260
Plug Cutter	271
Plug Planer	270
Quick Change Chuck	270
Replacement Chucks	262
Rosette Cutter System	263
RTA Drills / Countersinks	272
Through Hole with V-Point	254-255

SAW BLADES

275-314

ACM Scoring	306-307
Aluminum, Non-Ferrous Metal	291
Cut-Off / Crosscut	281-283
Dado Sets	302-305
Ditec	283, 293-295, 298-301
Edgebander Trim Saw	295
EZ-Dial™ Scoring System	296
Finishing	285
General Purpose / Combination	279-280, 308
Groover	305
Hollow Ground	287
Melamine & Laminate	288-289
Miter / Double Miter	286
Non-Ferrous Metal, Aluminum	291

Non-Melt, Plastic	290
Panel Saw & Conical	292, 295, 297
Plate Joinery / Portable Blades	305, 308
Plastic, Non Melt	290
Prestige™	276, 302
Radial Arm / Holz-Her	292
Re-Boring	309
Reduction Bushings / Stabilizer / Stiffener	309
Rip / Glue Line	277-279
Safety Guidelines	312-314
Scoring	297
Solid Surface	289
Technical Information	310-311
Trim	284

SHAPER CUTTERS

315-352

Dado / Groover Set, Prestige™ Adjustable	317
Flooring	334
Instile & Rail™ System	338-339
Molding	318-331
Raised Panel	347-352
Reversible	335
Safety Guidelines	374
Stile and Rail Sets	335-346
Straight Edge	316
Wainscot / Paneling Cutters	332-333

INSERT SHAPER CUTTERS

353-374

Arbors / Hex Nuts / Screws / Keys	235-238
Ball Bearing Rub Collars / Bushings	371-372
Chamfer	359-360
Finger Joint / Glue Joint	361
Groover & Rabbet	354-357
Instile & Rail™ System	365
Lamello	362
Lock Miter	360
Profiles	359
Profile-Pro™ System / Replacement Knives	366-370
Raised Panel	362-363
Safety Guidelines	374
Spiral Planer / Jointing / Sanding Drum	358
Stile & Rail Sets	364
Tongue & Groove Set	365

PLANER/JOINTER KNIVES/HAND TOOLS

375-377

Corrugated Back Steel	376
Dicut Laminate Cutter / Scrapers / Knife Setter	377
HSS Planer / Jointer Knives & Sets	375
Planer Knives	376
Solid Carbide Planer Knives	376

GENERAL INFORMATION/INDEXES

Complete Alpha-Numeric Index	378-384
Conversion Table	385
Router Bit Visual Index	VI-IX

The specifications, current at time of publication, are intended for reference purposes and are subject to change without notice.

©2017 All rights reserved. No part of this catalog may be reproduced without written consent of Amana Tool Corp.



HIGH PRECISION CNC ACCESSORIES

For all your cnc tooling needs

pg. 58



See pg. 10, 22, 32, 76 & 79

FLUSH TRIM TEMPLATE PLUNGE BITS

Available in miniature sizes featuring a 3/16" diameter upper ball bearing guide perfect for intricate pattern work

pg. 93



**MINI
DESIGN**



PCD TOOLING



Larger selection of polycrystalline diamond tipped router bits

pg. 38



ACM CUTTING SOLUTIONS

Router bits and saw blades available for scoring aluminum sandwich materials

pg. 6



SPOILBOARD RESURFACING CNC INSERT ROUTER BITS

Excellent solution for fast removal of materials over a large surface area

pg. 84

**MINI
DESIGN**



New 3 and 5-Wing Spoilboards

pg. 87



2D/3D CARVING ZrN COATED CNC ROUTER BITS & COLLECTIONS

Solid carbide
Many styles available

pg. 9



SPIRAL 'O' FLUTE PLASTIC & ALUMINUM BITS

Solid carbide bits available in up & down-cut

Plastic
pg. 22

Aluminum
pg. 2



ZrN COATED HONEYCOMB CUTTING CNC ROUTER BITS

Designed for a burr-free top and bottom finish honeycomb composite materials

pg. 29



NO-MAR COUNTERSINKS

The countersink leaves a clean hole edge and the adjustable depth-stop doesn't mar the surface

pg. 268

Designed for
MULTI-MATERIALS

58-PC MASTER CNC ROUTER BIT COLLECTION

The most versatile collection of industrial quality router bits for all your CNC applications

pg. 56



IN BEVEL

INDUSTRIAL ADJUSTABLE INSERT CHAMFER SYSTEM

ADJUSTABLE CHAMFER

Dial clicks and stops every 7.5°

pg. 118



CHAMFER

SPOILBOARD

RABBET

BEVEL




MINI
DESIGN

NON-MELT SAW BLADE WITH ELECTRO-BLU™ COATING

Many new saw blades available featuring this new eco-friendly coating

pg. 290



ALUMINUM



Spiral 'O' Flute
2-3



Spiral 'O' Flute
CNC Sets
3



90° V-Groove
& Engraving
4



Soft Aluminum
Cutting
4



4 Facet Drills
4



Insert Face
Milling
5



HSS for
Aluminum
5

ALUMINUM COMPOSITE MATERIAL (ACM)



InVectra™
Flush Trim
8



Flush Trim Spiral
8



45° Aluminum &
Plastic Bevel Trim
8



V-Groove and
Rectangular Groove
for ACM
6



ZrN V-Groove
for ACM
7



AlTiN V-Groove
for Steel Composite
Material (SCM)
7



Insert V-Groove
for ACM
7

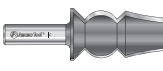
ARCHITECTURAL



Base Molding &
Door Casing
143-144



Wainscott Sets
145



Crown Molding
146-147



Architectural
Molding
148-149



Special Interest
Molding
150-151




Hand & Table
Edge
152-153



Handrail
154

CARVING 2D/3D



Tapered &
Straight Ball Nose
9



Spektra™ Tapered &
Straight Ball Nose
10



ZrN Metric Ball Nose
& End Mill
10



ZrN Extra-Long Reach
10



ZrN Flat Bottom
11



ZrN 2D/3D Carving
CNC Sets
11

CNC SETS



Spiral 'O' Flute
Aluminum
3



General Purpose
16, 51-54



AlTiN Steel
14



ZrN 2D/3D Carving
11



Spiral 'O' Flute
Plastic
35



Signmaking
51-55




CNC Collections
51-57

CNC ACCESSORIES



Tool Holder
Extensions
w/Spring Collet
58




Extension Adapters
59



Narrow Reach
Tool Holder
Extensions
59




Boring Bit Adapters
59



Adapters, Holders
& Wrenches
60-61



Spring Collets
62-63



Retaining Studs
63

COMPOSITE



Compression
Honeycomb
30



Honeycomb
Hogger
30



End Mill Point
Diamond Pattern
31



End Mill Point
Roughing Spiral
31



Carbon Graphite
& Carbon Fiber
32



ZrN Glass
Reinforced Plastic
32



90° Countersink
32



Fiberglass &
Composite
End Mill
33



AlTiN Fiberglass
& Composite
33-34



CVD Fiberglass
& Composite
35




Diamond Coated
Fiberglass,
Carbon Fiber and
Composite
35



Diamond Grit Spiral
35


DOORMAKING



Adjustable
Flat Panel
Stile & Rail Sets
180-181




Insert Tongue
& Groove
182



Stile & Rail Sets
183-185



Insert Stile
& Rail Set
186



One Piece
Stile & Rail
187



Door & Draw Edge
188-189



Raised Panel
190-193




Insert Raised
Panel
194-195



Vertical Raised
Panel
196




Insert MDF
Cabinet Door
197-201



Window & Doors
202-205



Tambour Door
Set
206-207



Shutters/Profile
Sets
208-209



Door/Window Edge
& Finger Grip
210

FOAM



Foam Spiral
Ball End/Square End
12



TiN HSS
Ball End/Square End
13



HSS Straight
V-Flute
13

GROOVING



T-Slot
107



Screw Slot
& Keyhole
108



Bowl & Tray
109



Ball End & Insert
Ball End
110



Core Box
111-112



Bottom Round
112



Groovers
112-116

JOINTING




Dovetail
155-159



Rabbet
160-163



E-Z Dial™
Slot Cutters
164



Slot Cutters
165-166



Joinery
167-175



Flooring Sets
176



Flooring Cutters
177


MINIATURE



Miniature with
3/16" Ball Bearing
Guides
178



Miniature Flush
Trim Plunge
179



Miniature
Compression
179

MORTISING



Mortising
89-90



Mortising for
Bottom Cleaning
90-91



Up-Shear
Slot Mortiser
91



Mortising Screw
Type Cutters
92



Long Style
Mortising Screw
Type Cutters
92

PANEL PILOT



Single Flute
36



Stagger Tooth
w/Center Pilot
36



High Speed Steel
(HSS) Straight
37



High Speed Steel
(HSS) Spiral
37



Stagger Tooth
w/Plunge Point
37



Stagger Tooth
Plunge
37

POLYCRYSTALLINE DIAMOND (PCD)



Compression
Up/Down Shear
38



Engraving,
V-Groove & Chamfer
39



Straight Plunge
39



Aluminum Composite
Material (ACM)
40



Spoilboard
41



T-Slot
41



Corner Round
42

PLASTIC



Solid Carbide
Spiral 'O' Flute
22-23



Solid Carbide Spektra™
Spiral 'O' Flute
22



Solid Carbide
Double 'O' Flute
23



Spiral 'O' Flute
CNC Sets
23



Solid Carbide
Edge Rounding
24



Solid Carbide
Single 'O' Flute
24



Solid Carbide Double
Straight Grind
24



HSS Straight
'O' Flute
24



Solid Carbide
Spiral Ball Nose
25



Solid Carbide
Spiral Finisher
25



ZrN Spiral
Composite,
Fiberglass
26



ZrN Glass
Reinforced Plastic
26



Slow Spiral 'O' Flute
Finisher
27



Slow Spiral
Finisher
27



CNC Trim
Saw Blade & Arbor
27



Flush Trim
28



Single & Double
'O' Flute
28



3°, 5° and 7°
Patternmaker
28



In-Plastic™
Chamfer System
28

PROFILING



Chamfer
117



Insert Adjustable
Chamfer
118



Corner Rounding
& Beading
120-122



Bullnose
123-124



Cove & Bead
125-127



Classical Cove
& Ogee
128-129



NOVA™ Multi-Profile
System
130-131



Convex Edge &
Hand Grip
132



Wavy & Reed Edge
133-134



Ogee
134



'Leaf-Edge'
& Beading
135-137



Edge Fluting
138



Double & Triple
Beading
139



In-Tech™ Series
Insert Knives
140-141

SIGNMAKING, LETTERING & V-GROOVE



Insert V-Groove
44-45



In-Groove™ System
46-47



V-Groove
48



60° Signmaking
& Lettering
48



30°, 45° & 60°
Engraving
49



ZrN 90° V-Groove
& Engraving
49



'Zero-Point' 90°
V-Groove
49



Carving &
Engraving
50



Carving Liner
50



60° Lettering
50



Core Box &
V-Groove
50



Signmaking
CNC Sets
51-55

SOLID SURFACE



Counter-Top
'No-Drip' Design
212



Round Over
213



Corner Rounding
213-214



Bowl & Sink Trim
215



Flush Trim
216



Spiral 'O' Flute
217



Cut-Out
218

SOLID SURFACE (CONT'D)



Cove/Backsplash
219



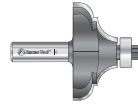
Undermount Bowl
220-222



Karran® Stainless
Steel Sink Edge Bits
223



Topmount Router
European Type
224



Decorative Edge
225, 228



Wavy Joint
226



Long Ogee
227

SOLID CARBIDE SPIRAL & COMPRESSION



Spiral Flute
Plunge 2 Flute
75




Spektra™ Spiral
Flute Plunge 2 Flute
76



Spiral Flute
Plunge 3 Flute
76



Spiral Flute
Plunge for
Solid Wood
76



Compression &
Spektra™ Compression
77



Compression
Nesting
78



Spiral Ball Nose
80

SPOILBOARD



Insert 2+2
Spoilboard
85



Mini Insert 2+2
86



Heavy Duty
3 & 5-Wing
87



Insert 2-Wing
88



Insert Eased Edge
88



Diamond PCD
88

STEEL, STAINLESS STEEL



AITiN Up-Cut
Spiral
14



AITiN Mini
End Mills
15



AITiN Multi-Helix
Spiral
15




AITiN 90° 'V'
Spiral Drills
16



AITiN
60° Countersink
17



HSS Door Bits
17



Carbide Burr Bits
18-20

STRAIGHT PLUNGE



Straight Plunge
64-67, 69



Production Shear
68



Opposite-Shear
Staggered Tooth
68



Super Plunge™
69



Undersized
Plywood Dado
69-70



Insert Straight
Plunge
70-72



Insert Super Plunge
72



Insert Up & Down
Shear
72



Insert
Stagger Tooth
73




Insert Roughing
Rabbeting & Sizing
73

TRIM



Flush Trim
Template
93-94



Dado Clean-Out
94



Flush Trim with
Ball Bearing Guide
95-98



No-File™ Trim
97



Dynabit™
Laminate Trim
97



Supertrim
3° Shear
98



Laminate Trimmer
with Euro™
Square Bearing
99



UltraTrim™/
Spiral Trim
100-101



Bevel Trim
102-103



Bevel and
Flush Trim
103



EZ-Change™
Series
104-105



AITiN Panel Pilot
105



Panel Pilot
105-106



Weatherseal
106



UP TO
2.5X
LONGER LIFE
COMPARED TO UNCOATED BITS


SPEKTRATM EXTREME TOOL LIFE COATING



PLASTIC BITS
pg. 22



MDF / LAMINATE / WOOD BITS
pgs. 76-79



COMPOSITE BITS
pg. 32



2D/3D CARVING BITS
pg. 10

THE ULTIMATE CHOICE FOR **INDUSTRIAL** CNC CUTTING

Large Assortment of Router Bits for Today's Advanced Materials



Aluminum,
Brass & Copper
pg. 2



Plastic,
Plexiglas® / Lucite®
pg. 21



Composite, Fiberglass
& Honeycomb
pg. 28



Diamond
Tipped PCD
pg. 38



V-Groove, Signmaking,
Lettering & Engraving
pg. 43



Aluminum Composite
Material (ACM)
pg. 6



Foam & Expanded
Polystyrene (EPS)
pg. 12



2D/3D
Carving
pg. 9



Stainless Steel
& Steel
pg. 14



Door Making
pg. 180



Laminate,
Melamine & MDF
pg. 74 & 93



Insert
Spoilboard
pg. 84



Wood & Plywood
pg. 64



Panel Pilot
pg. 36



Solid Surface
pg. 211

Aluminum

CNC Spiral 'O' Flute



Mirror FINISH

Benefits of Mirror Finish:

- Razor sharp cutting edge
- Effortless chip removal
- Helps prevent chip re-welding
- Extends tool life
- Exceptional cut quality



Excellent For Cutting:

- Aluminum
- Aluminum 6061
- Aluminum Alloys
- Aluminum Composite Material (ACM)
- Aluminum Composite Panel (ACP)
- ALPOLIC® Copper Composite Material (CCM)
- Alucobond®
- Alupanel®
- Brass
- Copper
- Dibond®
- Durabond
- e-panel™
- Etalbond®
- Gold
- Silver
- Titanium Composite Material (TCM)
- Wood

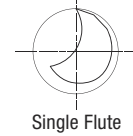
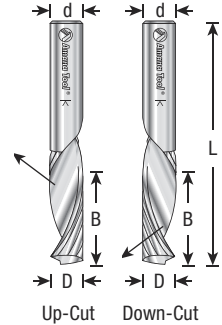
▲ Warning: Never attempt to cut ferrous metals with these bits. Inspect cut quality, adjust feed / speed accordingly. For optimal results and extended tool life use mist lubricant system or air cooling.

CNC feed and speed available online

CNC ALUMINUM CUTTING SPIRAL 'O' FLUTE

Solid Carbide • Single Flute • Up-Cut & Down-Cut

Using the highest quality carbide, these bits have a special proprietary edge processing system featuring a super high polished cutting edge with a unique "mirror finish". The result is clean cuts, less chance for chip re-welding, a superior surface finish and longer tool life.



ØD	B	Ød	L	'Up-Cut' Tool No.	'Down-Cut' Tool No.
1/16	1/4	1/8	1-1/2	51470 † **	51770 New
3/32	1/4	1/8	2	51472 † **	—
1/8	1/4	1/8	1-1/2	51471 †	51771 † New
1/8	1/4	1/4	2	51474	51772 † New
1/8	5/16	1/8	1-1/2	51406 †	51506 †
1/8	5/16	1/4	1-1/2	51373	—
1/8	1/2	1/8	2	51459 †	51501 †
1/8	1/2	1/4	2	51454	51503
1/8	5/8	1/4	2-1/2	51482	—
1/8	3/4	1/4	2-1/2	51486	—
5/32	5/16	3/16	2	51473	—
3/16	3/8	1/4	2	51475	—
3/16	3/8	1/4	2	51477	51773 New
3/16	1/2	3/16	2	51374	—
3/16	1/2	1/4	2	51408	51508
3/16	5/8	3/16	2	51375	—
3/16	5/8	1/4	2	51478	—
3/16	7/8	1/4	2-1/2	51456	—
1/4	3/8	1/4	2	51479	51774 New
1/4	5/8	1/4	2	51402	51502
1/4	5/8	1/4	2-1/2	51401	—
1/4	3/4	1/4	2	51377	—
1/4	3/4	1/4	2-1/2	51480	51775 New
1/4	7/8	1/4	2-1/2	51458	—
1/4	1-1/4	1/4	3	51481	51776 New
1/4	1-1/2	1/4	3	51476	—
9/32	5/8	1/4	2	51451	—
5/16	9/16	5/16	2-1/2	51642	—
5/16	3/4	1/2	3	51483	—
21/64	3/4	1/2	3	51455	—
11/32	9/16	3/8	2-1/2	51457	—
3/8	3/4	3/8	3	51484	—
3/8	1	3/8	3	51378	—
3/8	1-1/8	3/8	3	51485	—
3/8	1-3/8	3/8	3-1/2	51643	—
1/2	1-1/8	1/2	2-1/2	51379	—
1/2	1-1/8	1/2	3-1/2	51487	—
1/2	1-3/8	1/2	3-1/2	51644	—
1/2	1-5/8	1/2	3-1/2	51489 *	—

† Router collet reducer RB-102 (1/4 to 1/8) available for 1/8 shank bits.

* Special point for improved bottom finish. ** Not guaranteed due to size.

▲ Warning: Maximum RPM=35,000

METRIC CNC ALUMINUM CUTTING SPIRAL 'O' FLUTE New

Solid Carbide • Single Flute • Up-Cut



Produce super clean, smooth cuts in aluminum. Metric sized.

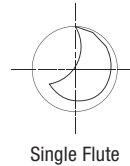
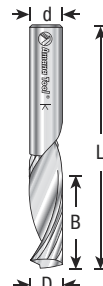
ØD	B	Ød	L	'Up-Cut' Tool No.	'Down-Cut' Tool No.
1.5mm	4mm	3mm	30mm	51370	—
2mm	6mm	6mm	64mm	57300	—
2.5mm	6mm	6mm	64mm	57301	—
3mm	8mm	3mm	30mm	51371	—
3mm	8mm	6mm	63mm	51490	—
3mm	12mm	6mm	50mm	—	57307
3mm	12mm	6mm	64mm	57302	—
4mm	8mm	4mm	66mm	57303	—
4mm	20mm	6mm	63mm	51492	—
5mm	16mm	6mm	63mm	51494	—
6mm	8mm	6mm	64mm	57304	—
6mm	20mm	6mm	64mm	51496	—
6mm	32mm	6mm	76mm	—	57308
8mm	25mm	8mm	64mm	51498	—
8mm	38mm	8mm	76mm	57305	—
10mm	30mm	10mm	76mm	57306	—

Warning: Maximum RPM=35,000

Warning: Never attempt to cut ferrous metals with these bits. Inspect cut quality, adjust feed / speed accordingly. For optimal results and extended tool life use mist lubricant system or air cooling.



CNC feed and speed available online



Single Flute



Excellent For Cutting:

- Aluminum
- Aluminum 6061
- Aluminum Alloys
- ACM
- ACP
- CCM
- Alucobond®
- Alupanel®
- Brass
- Copper
- Dibond®
- Durabond
- e-panel™
- Etalbond®
- Gold
- Silver
- TCM
- Wood

8-PC. CNC ALUMINUM CUTTING SPIRAL 'O' FLUTE

1/4" Shank • Solid Carbide Spiral Router Bit Collection



Excellent For Cutting:

- Aluminum
- Aluminum Alloys
- ACM
- ACP
- Alucobond®
- Alupanel®
- Brass/Bronze
- CCM
- Copper
- Dibond®
- e-panel™
- Etalbond®
- Durabond
- Silver/Gold
- TCM
- Wood



Set #AMS-160 Includes:

51474, 51454, 51408, 51402, 51480, 51481, 51508 & 51502



CNC feed and speed available online

18-PC. CNC ADVANCED ALUMINUM CUTTING

1/4" Shank • Solid Carbide Router Bit Collection



Excellent For Cutting:

- Aluminum
- Aluminum Alloys
- ACM
- Alucobond®
- Alupanel®
- Brass/Bronze
- Carbon Fiber
- CCM
- Composites
- Copper
- Dibond®
- HDF/MDF
- HDU
- Fiberglass
- Graphite
- Laminate
- Phenolic Composites
- Plastic/Acrylic
- Plywood
- Silver/Gold
- Sign Foam
- TCM
- Wood



Set #AMS-162 Includes:

51474, 51454, 51477, 51408, 51478, 51479, 51402, 51480, 51502, 45762, 46280, 46282, 51452, 51464, 51460 & RC-1075

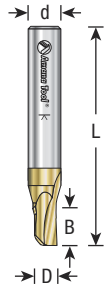
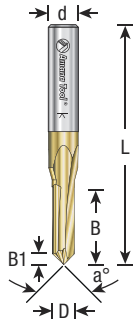


CNC feed and speed available online

ZrN COATED BITS

Benefits of ZrN Coating:


- Creates a harder and tougher cutting edge
- Allows for a prolonged cutting edge life
- Helps to prevent the build-up of material in the flutes while cutting



90° V-GROOVE & ENGRAVING

Solid Carbide • 2 Flute

Designed for beveling or V-Grooving 90°. See page 45 for full material cut list.



a°	ØD	B	B1	Ød	L	Tool No.
90°	1/8	5/8	1/16	1/8	2	45608 <i>New</i>
90°	1/8	5/8	1/16	1/4	2-1/4	45609 <i>New</i>
90°	3/16	5/8	3/32	1/4	2	45610
90°	1/4	3/4	1/8	1/4	2	45612
90°	3/8	3/4	3/16	3/8	2-1/2	45614

SOFT ALUMINUM CUTTING

Solid Carbide • Single Flute • Up-Cut

Solid carbide single flute aluminum router bits, Zirconium Nitride (ZrN) coated, are especially designed to cut soft grades of aluminum sheet, 3003 grade to achieve a satisfactory finished edge. Also good for cutting brass, bronze, copper, gold and silver.

ZrN COATED BITS



ØD	B	Ød	L	Max RPM	Tool No.
3/16	1/4	1/4	2	28,000	51450
1/4	1/4	1/4	2	28,000	51452

CNC feed and speed available online

RADIUS & CHAMFER EDGE NON-FERROUS CUTTING END MILL

Solid Carbide • Single Flute • Up-Cut

By combining the up-cut design along with the common 3/32" convex radius or 45° chamfer, you can maximize your efficiency by routing one single pass.

ZrN COATED BITS

Excellent For Cutting:

- Aluminum
- Brass
- Copper
- Non-Ferrous Metal



ØD	B	R	Ød	L	Type	Tool No.
3/16	3/32	3/64	1/4	2	Radius	51620
3/16	1/8	3/64	1/4	2	Radius	51622
3/16	3/32	—	1/4	2	Chamfer	51625
3/16	1/8	—	1/4	2	Chamfer	51627

CNC feed and speed available online

CNC 4 FACET DRILLS

Solid Carbide • 118° Drill Point



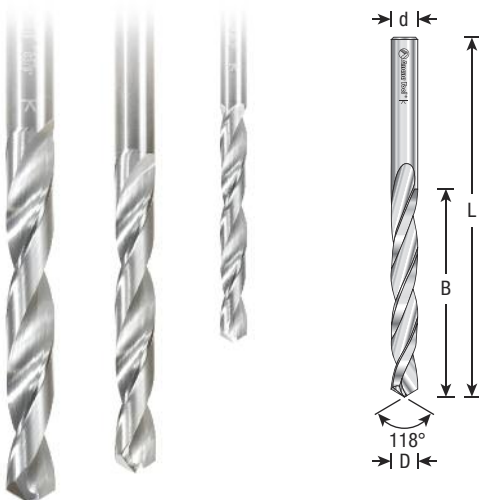
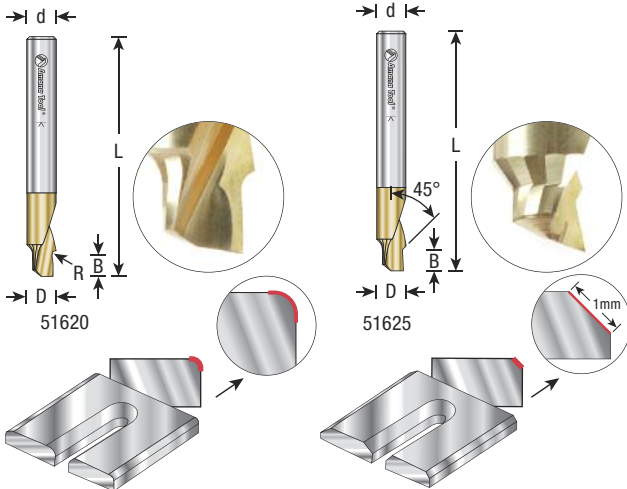
For drilling non-ferrous, iron and a variety of steels. See website for full material list. 2-flute design.

ØD	B	Ød	L	Tool No.
1/8	1-1/4	1/8	2-1/4	SCFD-100 †
5/32	1-3/8	5/32	2-1/2	SCFD-102
3/16	1-5/8	3/16	2-3/4	SCFD-104
7/32	1-3/4	7/32	3	SCFD-106
1/4	2	1/4	3-1/4	SCFD-108
5/16	2-3/8	5/16	4	SCFD-112
3/8	2-3/4	3/8	4-1/4	SCFD-116
1/2	3	1/2	4-3/4	SCFD-124
9/16	4	9/16	6	SCFD-126
3/4	4	3/4	6	SCFD-128

† Router collet reducer RB-102 (1/4 to 1/8) available for 1/8 shank drills.

More sizes and types (Letter, Number & Metric) available upon request.

CNC speed available online



HIGH SPEED STEEL (HSS) FOR ALUMINUM New

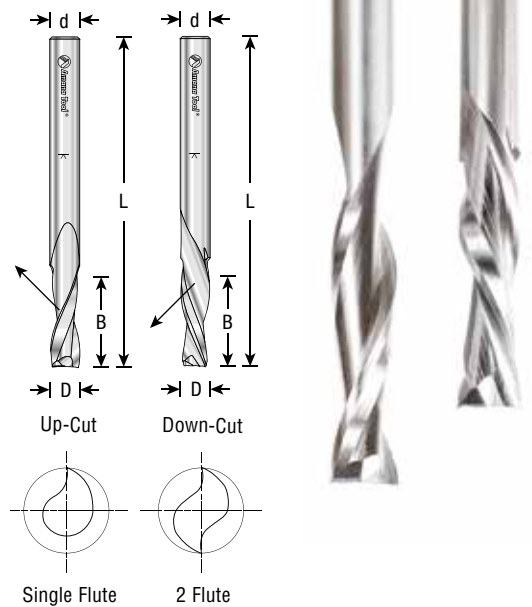
Up-Cut

Single Flute: for routing materials where speed and easy chip removal are desired.
Double Flute: provides a smoother finish than single flute when grooving, slotting.

Down-cut tools are recommended when chip removal is directed down to protect the finish of the top of the material that has been cut.



ØD	B	Ød	Flute	L	'Up-Cut' Tool No.	'Down-Cut' Tool No.
1/8	3/8	1/4	1	2-5/8	HSS1620	—
3/16	5/8	1/4	1	2-7/8	HSS1621	—
1/4	5/8	1/4	1	2-3/4	HSS1622	—
1/4	3/4	1/4	1	2-3/4	—	HSS1628
1/4	3/4	1/2	1	3-1/4	HSS1623	—
1/4	1	1/4	1	3	—	HSS1629
1/8	5/16	1/4	2	2-5/8	—	HSS1650
1/8	3/8	1/4	2	2-5/8	HSS1630	—
1/4	5/8	1/4	2	2-3/4	HSS1633	—
1/4	3/4	1/4	2	2-3/4	HSS1634	HSS1653
1/4	3/4	1/2	2	3-1/4	HSS1635	HSS1654
1/4	1	1/4	2	3	HSS1636	—
1/4	1	1/4	2	3-1/4	—	HSS1656
5/16	3/4	1/2	2	3-1/4	HSS1637	—
5/16	1	1/2	2	3-1/2	—	HSS1659
3/8	1	3/8	2	3	HSS1641	—
1/2	1-1/4	1/2	2	3-1/4	HSS1644	HSS1661
1/2	1-1/2	1/2	2	3-1/2	HSS1645	—



- Excellent For Cutting:**
- | | |
|--------------------|---------------------|
| 1 Flute (Up-Cut) | 2 Flute (Down-Cut) |
| Aluminum Plate | Aluminum Extrusions |
| Natural Wood Plate | Natural Wood Plate |
| 1 Flute (Down-Cut) | 2 Flute (Up-Cut) |
| Aluminum Plate | Aluminum Plate |
| | Aluminum Block |
| | Natural Wood Plate |

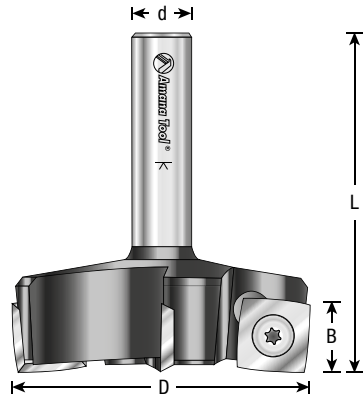
CNC feed and speed available online

CNC NON-FERROUS FACE MILLING

Insert Carbide • 4 Flute

The replaceable tips end mill/router bit tool body made from alloy steel with 4 solid carbide cutting inserts for maximum feed and stability are specially made for CNC and milling machines. Each tip is made from micrograin carbide for maximum tool life and has 4 cutting rounded corners that can be rotated.

- Excellent For Cutting:**
- Aluminum, Bronze & Copper
- Applications:**
- Milling / Surfacing / Facing
 - Shouldering / Rabbeting
 - Slotting / Grooving



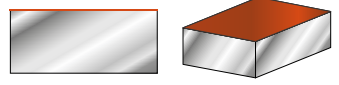
ØD	B	Ød	L	Max RPM	Tool No.
2-31/64	15mm	1/2	2-53/64	8,000	RC-3400

Maximum recommended material depth in one pass 1/32" (1.0mm).

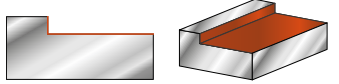
CNC feed and speed available online



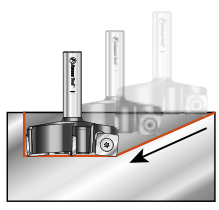
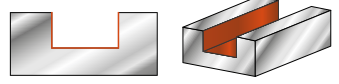
Milling / Surfacing / Facing



Shouldering / Rabbeting



Slotting / Grooving



Use "Ramp Down" Technique.

INDUSTRIAL

ACM

Aluminum Composite Material
Router Bits

ACM Saw Blades
See pages 306-307



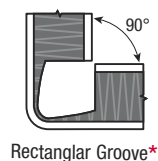
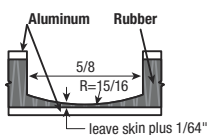
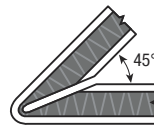
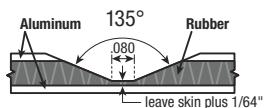
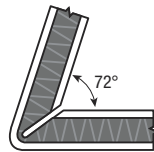
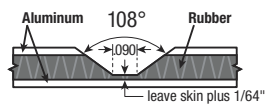
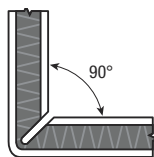
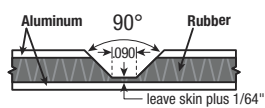
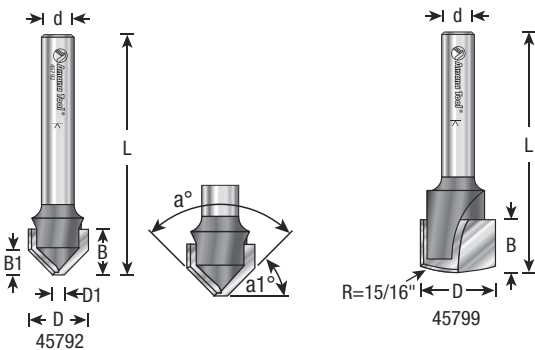
ACM DOUBLE EDGE FOLDING

Carbide Tipped • V-Groove

Designed for shaping Aluminum Composite (sandwich) Materials with 90°, 108° and 135° angle V-grooves with flat bottom. Ideal for wall panel fabrication. Widely used for cladding many diverse exterior and interior applications. The long lasting durability of the material makes it an excellent choice for buildings, signage, displays, etc. Routing V-shaped grooves, whereby the aluminum cover and a part of the polyethylene core is removed, allows for folding the remaining material.

For Scoring Aluminum Composite Materials Including:

- Aluminum, Clay, Zinc & Wood Composite Panels
- Aluminum Composite Material (ACM)
- Aluminum Composite Panel (ACP)
- ALPOLIC® Copper Composite Material (CCM)
- Alucobond®
- Alupanel®
- Dibond®
- Durabond
- e-panel™
- Etalbond®
- Phenolics
- Plastic/Acrylic
- Plexiglas®
- Titanium Composite Material (TCM)
- Wood



Rectangular Groove*

* For rectangular grooves in thicker material like Alucore®.

a°	a1°	ØD	ØD1	B	B1	Ød	L	Tool No.
90°	45°	1/2	0.090 (2.3mm)	3/8	13/64	1/4	2	45792
90°	45°	1/2	0.090 (2.3mm)	3/8	13/64	6mm	2	45792-M <i>New</i>
90°	45°	1/2	0.090 (2.3mm)	3/8	13/64	1/2	2	45794
90°	45°	3/4	0.118 (3.0mm)	17/32	5/16	1/4	2-1/8	45793
108°	36°	1/2	0.090 (2.3mm)	3/8	5/32	1/4	2	45795
108°	36°	1/2	0.090 (2.3mm)	3/8	5/32	1/2	2-3/64	45797
108°	36°	1/2	0.090 (2.3mm)	3/8	5/32	1/2	3	45736 <i>New</i>
135°	22.5°	3/4	0.078 (2.0mm)	1/2	9/64	1/4	2-1/4	45798
135°	22.5°	3/4	0.078 (2.0mm)	1/2	1/8	1/2	2-1/2	45791
—	—	5/8	—	7/16	—	1/4	2	45799 *

Packs

- Includes V-Groove Router Bit #'s 45792, 45795 & 45798 **AMS-140**
- Includes V-Groove Router Bit #'s 45794, 45797 & 45791 **AMS-147**



PCD Polycrystalline Diamond

Excellent cutting surfaces and extremely long life. Good for scoring above materials. Also optimal for panels with mineral core which may meet fire regulations.

a°	a1°	ØD	ØD1	B	B1	Ød	L	Tool No.
90°	45°	1/2	0.090 (2.3mm)	3/8	13/64	1/4	2	DRB-450

CNC feed and speed available online

ACM DOUBLE EDGE FOLDING

Carbide (Brazed to Steel Shank) V-Groove

Special Amana-grade carbide provides much longer tool life especially compared to carbide tipped tooling.

For Scoring Aluminum Composite Materials Including:

- Aluminum, Clay, Zinc & Wood Composite Panels
- Aluminum Composite Material (ACM)
- Aluminum Composite Panel (ACP)
- ALPOLIC® Copper Composite Material (CCM)
- Alucobond®
- Alupanel®
- Dibond®
- Durabond
- e-panel™
- Etalbond®
- Lexan™
- Phenolics
- Plastic/Acrylic
- Plexiglas®
- Titanium Composite Material (TCM)
- Wood



a°	a1°	ØD	ØD1	B	B1	Ød	L	Tool No.
90°	45°	1/2	0.090 (2.3mm)	3/8	13/64	1/4	2-1/8	45745
90°	45°	1/2	0.090 (2.3mm)	3/8	13/64	1/2	2-3/8	45747
108°	36°	1/2	0.090 (2.3mm)	3/8	5/32	1/4	2-1/8	45781
108°	36°	1/2	0.090 (2.3mm)	3/8	5/32	1/2	2-3/8	45785
135°	22.5°	3/4	0.078 (2.0mm)	1/2	1/8	1/4	2-1/4	45741
135°	22.5°	3/4	0.078 (2.0mm)	1/2	1/8	1/2	2-1/2	45743

Tools are manufactured with high balance, that allows them to run up to 60,000 RPM. Adjust your chip load and feed rate accordingly.

See previous page for cut illustrations.

SCM DOUBLE EDGE FOLDING

Carbide (Brazed to Steel Shank) V-Groove

Special Amana-grade carbide provides much longer tool life especially compared to carbide tipped tooling.

For Scoring Steel and Titanium Composite Materials:

- Steel Composite Material (SCM)
- Titanium Composite Material (TCM)



a°	a1°	ØD	ØD1	B	B1	Ød	L	Tool No.
90°	45°	1/2	0.090 (2.3mm)	3/8	13/64	1/4	2-1/8	45762
90°	45°	1/2	0.090 (2.3mm)	3/8	13/64	1/2	2-3/8	45778
108°	36°	1/2	0.090 (2.3mm)	3/8	5/32	1/4	2-1/8	45749

See previous page for cut illustrations.

CNC ACM DOUBLE EDGE FOLDING

Insert Carbide • V-Groove for Shaping Composite Material Panels

Special Amana-grade insert carbide provides much longer tool life especially compared to carbide tipped tooling.

For Scoring Aluminum Composite Materials Including:

- Aluminum, Clay, Zinc & Wood Composite Panels
- ACM
- ACP
- CCM
- Alucobond®
- Alupanel®
- Dibond®
- Durabond
- e-panel™
- Etalbond®
- Phenolics
- Plastic/Acrylic
- Plexiglas®
- SCM
- TCM
- Wood



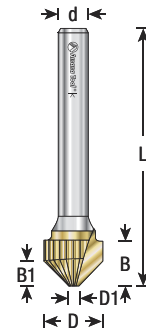
ØD	ØD1	a°	a1°	B	B1	Flute	Ød	L	Repl. Knives	Tool No.
43/64	0.090	90°	45°	19/64	—	2	1/4	2-9/32	RCK-456	RC-45716
43/64	0.090	90°	45°	19/64	—	2	1/2	2-9/32	RCK-456	RC-45714 <i>New</i>
1-1/2	0.090	90°	45°	45/64	1	1	1/2	3	RCK-442	RC-1172
1-47/64	2mm	110°	35°	37/64	1	1	1/2	3-5/32	RCK-444	RC-1175
2-1/8	3mm	130°	25°	15/32	1-7/64	2	1/2	3	RCK-446	RC-1177

Optional knives for RC-1175: General Purpose #RCK-119; MDF #RCK-352.

Optional knives for RC-1177: General Purpose #RCK-136; MDF #RCK-353.

Visit www.amanatool.com for technical details and a complete list of replacement parts.

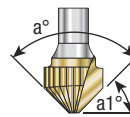
See previous page for cut illustrations.



ZrN COATED BITS

Benefits of ZrN Coating:

- Creates a harder and tougher cutting edge
- Allows for a prolonged cutting edge life
- Helps to prevent the build-up of material in the flutes while cutting

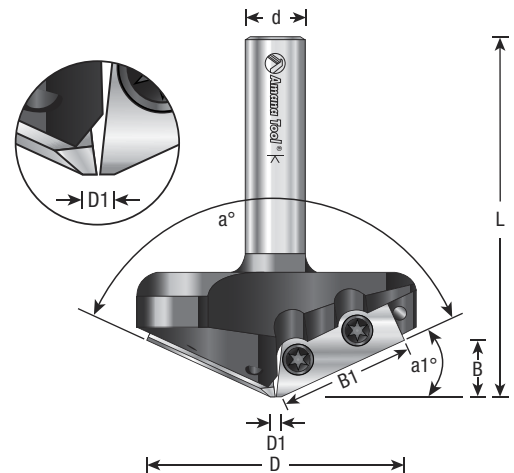


AITiN COATED BITS

Benefits of AITiN Coating:

- Extra wear resistance
- Allows for faster feed & speed rates
- Cutting edge protected from wear
- Better chip evacuation
- Superior cut quality & extended tool life

ACM Set *New*
See page 54



INVECTRA™

ALUMINUM LAMINATE TRIM

Solid Carbide Spiral • 2 Flute with Ball Bearing Guide

Designed and tested for trimming all decorative aluminum laminates manufactured by Formica®, Advanced Technology Inc. (ATI™), DecoMetal® and many others. Engineered from our exclusive carbide grade designed specifically for cutting both aluminum laminates and wood-based substrate materials. Each bit is fitted with a steel bearing guide that enables users to trim laminate materials flush, allowing you to perform any metal trim job to perfection! Not for use on stainless steel.



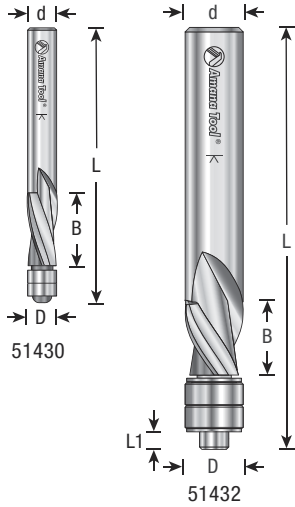
ØD	B	Ød	L	L1	Tool No.
1/4	5/8	1/4	2-3/8	—	51430* ▲ ²⁸
1/2	5/8	1/2	3-1/2	5/32	51432* ▲ ¹⁴

#51430 Replacement bearing #47723 (2), replacement screw #67134.

#51432 Replacement bearing #47701 (2), lock ring #47752, replacement washer #67053.

* Except material: Formica® #2178

▲ **Warning:** Maximum RPM ▲¹⁴=14,000; ▲²⁸=28,000



With Invectra™ router bits, kitchen fabricators, remodelers and construction workers can perform any kind of cut and trim job in aluminum laminates.

ALUMINUM CUTTING FLUSH TRIM SPIRAL


Solid Carbide • 2 Flute with Ball Bearing Guide • Up & Down-Cut

This flush trim router bit was designed to eject chips up for clean cuts in aluminum and ACM materials. Perfect for routing aluminum using a template. Features a special carbide grade to perform high-quality cuts in aluminum.



ØD	B	Ød	L	'Up-Cut' Tool No.	'Down-Cut' Tool No.
1/4	1/2	1/4	2-1/2	51422	51522
1/4	1-1/4	1/4	3-5/16	51420	51520

Replacement parts: Bearing #47723 (2); Screw #67134.



45° ALUMINUM & PLASTIC CUTTING BEVEL TRIM

Carbide Tipped • 2 Flute

For bevel trimming in aluminum and plastic with a standard router. The solid construction reduces vibration for the smoothest cut possible with a two flute bit.




ØD	D1	a°	B	Ød	L	Tool No.
31/32	1/2	45°	1/4	1/4	1-15/16	51434
31/32	1/2	45°	1/4	1/4	1-15/16	51434-DLC*

* Diamond-Like Carbon (DLC) is a low-friction coating for aluminum and aluminum alloys with a longer tool edge life.

Replacement bearing #47706.

Note: Start at 12,000 RPM, inspect result, and increase the speed for a better surface, if necessary.



INDUSTRIAL

2D/3D Carving CNC Router Bits

Solid Carbide • 2, 3 & 4 Flute • Ball Nose • Tapered and Straight

Specially designed for 2D and 3D CNC profiling and carving with machines such as "i-Carver", CNC Shark®, ShopBot®, Datron, and Carvewright™ CompuCarve woodworking systems. The high-shear ball nose tips cut smooth 2D and 3D contours with reduced stepping while the optimized flute geometry and low Total Indicated Runout (TIR) guarantees clean cuts, essentially eliminates sanding and reduces chatter. The high flute volume supports high feed rates and chip loads while the high aspect ratio is excellent for single pass, deep-reach cutting. Manufactured with high balance which allows tools to be run up to 60,000 RPMs. Adjust your chip load and feed rate accordingly.

Applications:

- A perfect bit for 3D carving
- Precision 2D and 3D large scale carving
- Dimensional signage & 3D millwork
- 2D/3D contouring, profiling, modeling & pattern making
- Cabinetry, furniture making
- Jewelry mold making



ØD	B	a°	R	Flute	Ød	L	Uncoated	
							Tool No.	ZrN Coated Tool No.
1/32	0.445	6.2°	1/64	3	1/8	3	—	46291 †
1/32	1	6.2°	1/64	3	1/4	2-1/4	—	46280-S <i>New</i>
1/32	1	6.2°	1/64	3	1/4	3	46280-U	46280
1/32	1-1/2	6.2°	1/64	3	3/8	3-1/2	—	46580
1mm	1-7/64	5.4°	0.5mm	2	1/4	2-23/64	—	46256 **
1/16	0.362	5.4°	1/32	4	1/8	3	—	46293 †
1/16	1	5.5°	1/32	2	1/4	2-1/4	—	46252-S ** <i>New</i>
1/16	1	5.5°	1/32	2	1/4	2-23/64	—	46252 **
1/16	1	5.4°	1/32	4	1/4	3	46282-U	46282
1/16	1-1/2	3.6°	1/32	3	1/4	3	—	46281
1/16	1-1/2	5.4°	1/32	4	3/8	3-1/2	—	46582
1/8	1/2	7°	1/16	3	1/4	3	—	46288
1/8	3/4	5°	1/16	3	1/4	3	—	46287
1/8	1	3.6°	1/16	3	1/4	3	—	46286-S <i>New</i>
1/8	1	3.6°	1/16	3	1/4	2-1/4	46286-U	46286
1/8	1	3.6°	1/16	4	1/4	3	—	46583 <i>New</i>
1/8	1-1/2	0.10°	1/16	3	1/8	3	—	46295 †
1/8	1-1/2	1°	1/16	3	1/4	3	46284-U	46284
3/16	1	1°	3/32	3	1/4	3	—	46298
1/4	1	0.10°	1/8	2	1/4	2-1/4	—	46294-S <i>New</i>
1/4	1	0.10°	1/8	4	1/4	3	—	46584 <i>New</i>
1/4	1	7°	1/8	2	1/2	4	—	46289
1/4	1-1/2	0.10°	1/8	2	1/4	3	46294-U	46294
1/4	1-3/8	5°	1/8	2	1/2	4	—	46285
1/4	2	3°	1/8	2	1/2	4	—	46283
3/8	2-1/4	0.10°	3/16	3	3/8	4	—	46494
1/2	2-1/4	0.10°	1/4	3	1/2	4	—	46495

† Router collet reducer RB-102 (1/4 to 1/8) available for 1/8 shank bits.

** Tools for IntelliCarve.

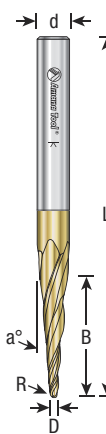
Packs

Includes	Tool No.
46282, 46284 & 46294	AMS-142
46280, 46282 & 46286	AMS-144
46282, 46286 & 46294	AMS-146
46256, 46252 & 46254	AMS-110**
46290, 46292 & 46294	AMS-145
46280, 46282, 46286 & 46294	AMS-148
46290, 46292, 46284 & 46288	AMS-141

5-Packs

Includes	Tool No.
46280 (5 Pcs. each)	46280-5
46282 (5 Pcs. each)	46282-5
46284 (5 Pcs. each)	46284-5
46286 (5 Pcs. each)	46286-5
46294 (5 Pcs. each)	46294-5

** Tools for IntelliCarve.



ZrN COATED BITS

Benefits of ZrN Coating:

- Creates a harder and sharper cutting edge
- Allows for a prolonged cutting edge life
- Helps to prevent the build-up of material in the flutes while cutting
- High resistance to wear for faster speeds
- Less friction and heat buildup

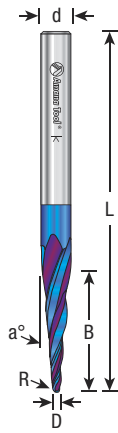


Excellent for Cutting:

- Acrylonitrile Butadiene Styrene (ABS)
- Acrylic
- Aluminum
- Bronze
- Copper
- Gold
- Silver
- Titanium
- Composite
- Dibond®
- Ethafoam
- Expanded Polypropylene (EPP)
- Fiberglass
- Expanded Polystyrene Foam (EPS)
- Extruded Polystyrene Foam (XPS)
- Foam Board
- Graphite
- 20lbs High Density Urethane
- HDPE
- HDU
- Lexan™
- MDF/HDF
- Phenolics
- Phenolic Composites
- Polyethylene Foam
- Polylam
- Polyurethane Foam
- PVC
- PVC Foam Board
- Sign Board
- Sign Foam
- Tooling Board
- Wood
- XPE (Cross Linked Polyethylene) Foam



CNC feed and speed available online



SPEKTRA™ New

EXTREME TOOL LIFE COATING

CNC 2D/3D CARVING TAPERED

Solid Carbide • 2, 3 & 4 Flute • Ball Nose

Extreme tool life coated, special unique carbide with nACo® nanocomposite coating for longer tool life.



ØD	B	a°	R	Flute	Ød	L	Tool No.
1/32	1	6.2°	1/64	3	1/4	3	46280-K
1/16	1	5.4°	1/32	4	1/4	3	46282-K
1/8	1	3.6°	1/16	3	1/4	3	46286-K
1/8	1-1/2	1°	1/16	3	1/4	3	46284-K
1/4	1/2	0.10°	1/8	2	1/4	3	46294-K

For complete details on Spektra™ visit www.amanatool.com/spektra

CNC METRIC 2D/3D CARVING TAPERED AND STRAIGHT

ZrN COATED BITS



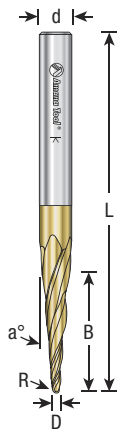
Solid Carbide • Metric Ball Nose (Conical Ball)

ØD	B	a°	R	Flute	Ød	L	Tool No.
0.8mm	25mm	6.2°	0.40mm	3	6mm	75mm	46470
1mm	3mm	0.10°	.019	3	1/8	1-1/2	46471
1.5mm	25mm	5.4°	0.75mm	4	6mm	75mm	46472
3.2mm	38mm	1°	1.6mm	3	6mm	75mm	46474
6.0mm	38mm	0.10°	3.0mm	2	6mm	75mm	46479

Solid Carbide • Metric Flat Bottom (Square End)

ØD	B	a°	Flute	Ød	L	Tool No.
1mm	3mm	0.10°	3	1/8	1-1/2	46581 †
6mm	38mm	0.10°	2	6mm	75mm	46585

† Router collet reducer RB-102 (1/4 to 1/8) available for 1/8 shank bits.



CNC EXTRA-LONG REACH 2D/3D CARVING FLAT BOTTOM AND BALL NOSE

Solid Carbide with Reduced Shank • 3 Flute

Made with an extra-long reduced shank section for deeper reach and better chip clearance.

ZrN COATED BITS



Ball Nose (Conical Ball)

ØD	B	a°	R	Ød	Ød1	L	L1	Tool No.
1/4	1/2	0.10°	1/8	1/4	15/64 (.235)	4	1-1/4	46490
3/8	3/4	0.10°	3/16	3/8	23/64 (.352)	4	1-1/4	46491
1/2	1	0.10°	1/4	1/2	15/32 (.470)	6	1-1/2	46493
1/2	1-1/4	0.10°	1/4	1/2	15/32 (.470)	7	2	46496

Flat Bottom (End Mill)

ØD	B	a°	Ød	Ød1	L	L1	Tool No.
1/4	1/2	0.10°	1/4	15/64 (.235)	4	1-1/4	46590
1/2	1	0.10°	1/2	15/32 (.470)	6	1-1/2	46593
1/2	1-1/4	0.10°	1/2	15/32 (.470)	7	2	46596

Tools are manufactured with high balance, that allows them to run up to 60,000 RPM. Adjust your chip load and feed rate accordingly.

CNC 2D/3D CARVING TAPERED AND STRAIGHT FLAT BOTTOM

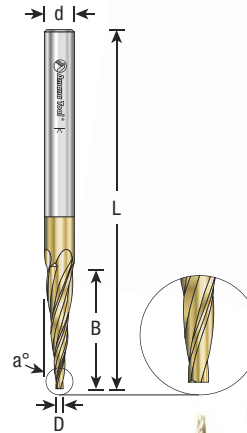
Solid Carbide • 2, 3 & 4 Flute • Flat Bottom (End Mill)

ZrN COATED BITS



ØD	B	a°	Flute	Ød	L	Uncoated Tool No.	ZrN Coated Tool No.
1/32	0.445	6.2°	3	1/8	3	—	46571 †
1/32	1	6.2°	3	1/4	3	—	46570
1/16	5/16	0.10°	3	1/4	2	46290-U	46290
1/16	1	5.4°	4	1/4	3	—	46572
1/8	15/32	0.10°	2	1/4	2-23/64	—	46254 **
1/8	1/2	7°	3	1/4	3	—	46576
1/8	1	3.6°	3	1/4	3	—	46573
1/8	1-3/32	0.10°	4	1/4	2-1/2	46292-U	46292
1/8	1-1/2	0.10°	3	1/8	3	—	46299
1/8	1-1/2	1°	3	1/4	3	—	46574
3/16	1	1°	3	1/4	3	—	46575
1/4	1-1/2	0.10°	2	1/4	3	—	46577
1/2	2-1/4	0.10°	3	1/2	4	—	46579

** Tools for IntelliCarve. † Router collet reducer RB-102 (1/4 to 1/8) available for 1/8 shank bits.



1/4" SHANK

8-PC CNC 2D/3D CARVING TAPERED

1/4" Shank • Solid Carbide Spiral Ball Nose and Flat Bottom Router Bit Collection

Designed specifically for precision 2D and 3D applications



18-PC. CNC 2D/3D CARVING & LETTERING

1/8" & 1/4" Shank • Solid Carbide Router Bit Collection

Designed specifically for precision 2D and 3D applications.



ZrN COATED BITS

AMS-136 and AMS-143 Excellent For Cutting:

- Acrylonitrile Butadiene Styrene (ABS)
- Acrylic
- Aluminum
- Aluminum Alloys
- ACM
- Alucobond®
- Alupanel®
- Brass/Bronze
- Carbon Fiber
- CCM
- Composites
- Copper
- Dibond®
- Expanded Polystyrene Foam (EPS)
- Extruded Polystyrene Foam (XPS)
- Fiberglass
- Fiberglass PCB Board
- Graphite
- HDF/MDF
- HDPE
- HDU
- Lexan™
- Phenolics
- Phenolic Composites
- Plastic/Acrylic
- Plywood
- PVC
- Silver/Gold
- Sign Foam
- TCM
- Titanium
- Tooling Board
- Wood
- 20lbs High Density Urethane
- XPE



Set #AMS-136 Includes:

46280, 46282, 46284, 46286, 46288, 46294, 46290 & 46292



1/8" SHANK

1/4" SHANK

Set #AMS-143 Includes:


46280, 46282, 46284, 46286, 46288, 46294, 46290, 46292, 46291, 46295, 46287, 46570, 46572, 46574, 46490, 46590, 46094, 46090 & RB-102

Foam

CNC Router Bits

Excellent For Cutting:

- Acrylonitrile-Butadiene-Styrene (ABS)
- Ethafoam
- Ethylene-Vinyl Acetate Foam (EVA)
- Expanded Polypropylene (EPP)
- Expanded Polystyrene Foam (EPS)
- Extruded Polystyrene Foam (XPS)
- Flexible Polyurethane Foam (FPF)
- Lexan™
- PALFOAM™
- Polyethylene Foam
- Polylam
- Polyurethane Foam
- XPE (Cross Linked Polyethylene) Foam



CNC FOAM CUTTING SPIRAL

Solid Carbide • 2 Flute • Up-Cut & Down-Cut

Specifically designed for milling Polyurethane Foam and Expanded Polystyrene (EPS) to ensure your foam projects are milled with unparalleled accuracy, detail and clarity. Achieve both precision and depth for foam carving and milling applications. Provides deeper cuts and larger slices with fewer passes in thick materials, resulting in improved productivity and less assembly.

The up-cut spiral ejects chips away from the work-piece.



Ball End

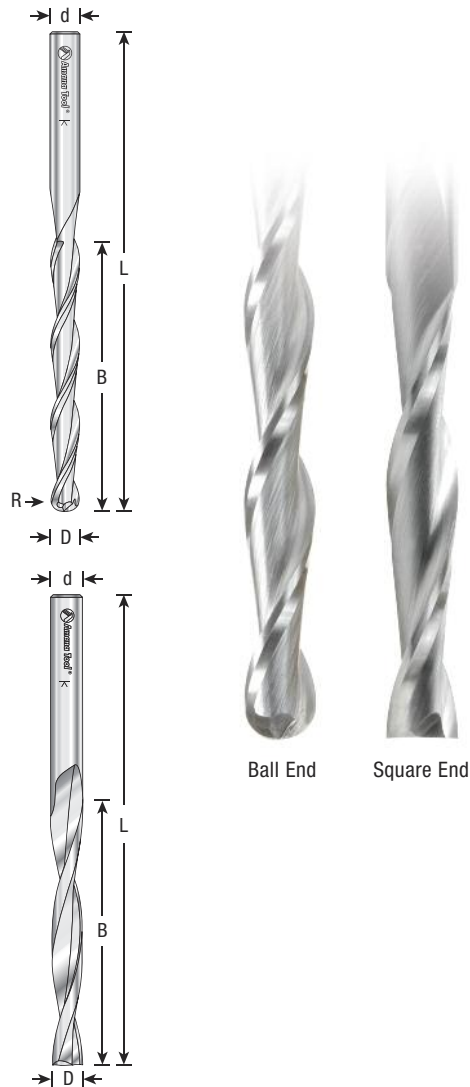
ØD	B	R	Ød	L	'Up-Cut' Tool No.	'Down-Cut' Tool No.
1/8	1-1/8	1/16	1/4	2-1/2	46030	—
1/4	2-1/4	1/8	1/4	4	46032	—

Square End

ØD	B	Ød	L	'Up-Cut' Tool No.	'Down-Cut' Tool No.
1/8	1-1/16	1/8	3	46269 †	46562 <i>New</i>
1/8	1-1/8	1/4	2-1/2	46270	46564 <i>New</i>
3/16	1-1/8	3/16	3	46271	—
3/16	1-5/8	3/16	4	46273	—
1/4	1-1/4	1/4	2-1/2	46274	—
1/4	2-1/4	1/4	4	46272	46566 <i>New</i>
1/4	3	1/4	6	46275	—
5/16	3-1/8	5/16	6	46276	—
3/8	3-1/2	3/8	6	46278	—
3/8	4	3/8	6	46277	—
3/8	4-1/2	3/8	7	46279	—

† Router collet reducer RB-102 (1/4 to 1/8) available for 1/8 shank bits.

CNC feed and speed available online



CNC EXTENDED REACH FOAM CUTTING HIGH SPEED STEEL (HSS) SPIRAL


High Speed Steel (HSS) • 4 Flute • Up-Cut

Titanium Nitride (TiN) coating increases strength and durability. TiN coated bits harden and protect the cutting edges, and helps smooth the flutes for improved chip ejection.

TiN coated CNC foam tools let you achieve depth and precision for thick foam carving applications. Ensure your foam projects are milled with accuracy and high detail, deep cuts in thick materials in fewer passes.

Excellent For Cutting:

- Acrylonitrile-Butadiene-Styrene (ABS)
- Aluminum Alloys
- Ethafoam
- Ethylene-Vinyl Acetate Foam (EVA)
- Expanded Polypropylene (EPP)
- Expanded Polystyrene Foam (EPS)
- Extruded Polystyrene Foam (XPS)
- Flexible Polyurethane Foam (FPF)
- Lexan™
- PALFOAM™
- Plastic
- Polyethylene Foam
- Polylam
- Polyurethane Foam
- Wood
- XPE (Cross Linked Polyethylene) Foam



Ball End Square End




Ball End

ØD	B	R	Ød	L	Tool No.
1/4	4	1/8	1/4	6	HSS1202
1/4	4	1/8	3/8	6	HSS1200 <i>New</i>
1/2	6	1/4	1/2	8	HSS1204

Square End

ØD	B	Ød	L	Tool No.
1/4	4	1/4	6	HSS1212
1/4	4	3/8	6	HSS1210 <i>New</i>
1/2	6	1/2	8	HSS1214
1/2	6	1/2	10	HSS1215 <i>New</i>
3/4	10	3/4	12-1/2	HSS1216



FOAM CUTTING HIGH SPEED STEEL (HSS) STRAIGHT V-FLUTE *New*

High Speed Steel (HSS) • 2 Flute

V-flutes are selected when a balanced tool is critical for smooth finish. Excellent for hand-fed operations.

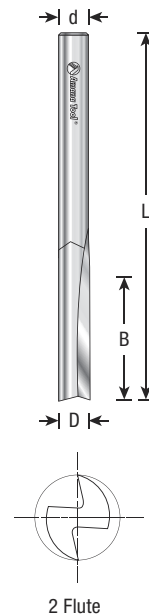
Excellent For Cutting:

- Ethafoam
- Expanded Polypropylene (EPP)
- Flexible Polyurethane Foam (FPF)
- Foam
- Natural Woods
- Polyethylene Foam
- Polylam
- XPE (Cross Linked Polyethylene) Foam



ØD	B	Ød	L	Tool No.
1/4	3/4	1/4	2-1/8	HSS1610
1/4	1	1/4	3-1/4	HSS1611*
1/4	1	1/2	2-1/2	HSS1612
3/8	1	3/8	2-1/2	HSS1613
1/2	1-1/4	1/2	2-3/4	HSS1614

* May be used in Air Routers.



INDUSTRIAL

Steel

CNC Router Bits

CNC STEEL, STAINLESS STEEL & COMPOSITE CUTTING

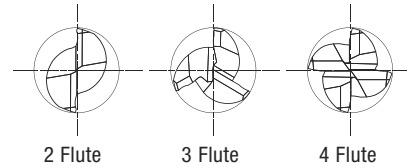
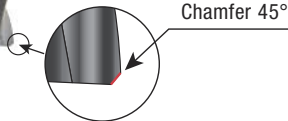
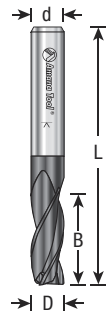
Solid Carbide Spiral • 2, 3 & 4 Flute • Up-Cut Router Bits/End Mills

Manufactured from our exclusive ultra-fine micrograin carbide, these bits feature a 30 degree Center Cutting Mill End with a 45° corner chamfer (for extra strength) and Aluminum Titanium Nitride (AlTiN) coating for superior cut quality.

Perfect for the signmaking industry. Our special carbide grade combined with the AlTiN coating results in amazing performance. The unique corner chamfer gives the bits additional strength.

Excellent For Cutting:

- Stainless Steel
- Steel
- Cast Iron
- Composites
- Low Carbon Steel
- Magnesium
- Plastics
- Super Alloys
- Titanium (up to 40HRC hardness)



ØD	B	Ød	L	Flute	Tool No.
3mm	10mm	3mm	40mm	3	51610
1/8	1/4	1/8	2	2	51461 †
1/8	3/8	1/4	1-1/2	3	51460
1/8	3/8	1/4	1-1/2	4	51602
4mm	10mm	4mm	48mm	3	51612
3/16	3/8	3/16	2-1/2	2	51463
3/16	7/16	1/4	1-7/8	3	51462
6mm	16mm	6mm	60mm	3	51614
1/4	3/8	1/4	2-1/2	2	51465
1/4	1/2	1/4	2-1/2	2	51466
1/4	5/8	1/4	2-3/8	3	51464
1/4	5/8	1/4	2-3/8	4	51604
3/8	1/2	3/8	3	2	51467
1/2	3/4	1/2	3	2	51468 ^{New}

† Router collet reducer RB-102 (1/4 to 1/8) available for 1/8 shank bits.

▲ Warning: Maximum RPM=28,000



CNC feed and speed available online

Visit www.amanatool.com for technical details.

3-Pc and 4-Pc Packs

Description	Tool No.
4-Pc AlTiN Coated Pack Includes #'s 51461 (1/8 dia.), 51463 (3/16 dia.), 51465 (1/4 dia.), 51467 (3/8 dia.)	AMS-154
3-Pc Pack Includes #'s 51460 (1/8 dia.), 51462 (3/16 dia.), 51464 (1/4 dia.)	AMS-156

8-PC. CNC STEEL, STAINLESS STEEL & COMPOSITE CUTTING

1/8", 1/4" & 3/8" Shank • Solid Carbide Spiral Router Bit Collection

Excellent For Cutting:

- Stainless Steel
- Steel
- Cast Iron
- Composites
- Low Carbon Steel
- Magnesium
- Plastics
- Super Alloys
- Titanium (up to 40HRC hardness)



Note: Inspect cut quality and adjust feed/speed accordingly. Care should be taken to observe proper feeds/speeds according to the work-piece material to avoid damage. For optimal results and extended tool life use mist lubricant system or air cooling.

AlTiN COATED BITS

Benefits of AlTiN Coating:

- Extra wear resistance
- Allows for faster feed & speed rates
- Cutting edge protected from wear
- Better chip evacuation
- Superior cutting quality & extended tool life
- Less heat build-up



Set #AMS-152 Includes:

51461, 51460, 51602, 51465, 51464, 51604, 51462, 51467, RB-102 & RB-122



CNC feed and speed available online

MINIATURE CNC STEEL, STAINLESS STEEL New & COMPOSITE CUTTING

Solid Carbide Spiral • 2 & 4 Flute • Up-Cut Router End Mills

High performance. Choose 2 flute for efficient vertical plunging, pocketing and slotting operations and 4 flute for improved surface finish, longer life and increased feed rates with peripheral milling applications.

AlTiN COATED BITS



Excellent For Cutting:

- Stainless Steel
- Steel
- Titanium
- Cast Iron
- Cermet*
- Magnesium
- Plastic

ØD	R	B	Ød	L	Type	2-Flute Tool No.	4-Flute Tool No.
0.010	0.0050	0.030	1/8	1-1/2	Ball End	51739	51750
0.015	0.0075	0.045	1/8	1-1/2	Ball End	51740	51751
0.020	0.0100	0.060	1/8	1-1/2	Ball End	51741	51752
0.025	0.0125	0.075	1/8	1-1/2	Ball End	51742	51753
0.030	0.0150	0.090	1/8	1-1/2	Ball End	51743	51754
0.035	0.0175	0.105	1/8	1-1/2	Ball End	51744	51755
0.040	0.0200	0.125	1/8	1-1/2	Ball End	51745	51756
0.045	0.0225	0.135	1/8	1-1/2	Ball End	51746	51757
0.050	0.0250	0.174	1/8	1-1/2	Ball End	51747	51758
0.055	0.0275	0.267	1/8	1-1/2	Ball End	51748	51759
0.060	0.0300	0.360	1/8	1-1/2	Ball End	51749	51760
0.010	-	0.030	1/8	1-1/2	Square End	51660	51719
0.015	-	0.045	1/8	1-1/2	Square End	51661	51720
0.020	-	0.060	1/8	1-1/2	Square End	51662	51721
0.025	-	0.075	1/8	1-1/2	Square End	51663	51722
0.030	-	0.090	1/8	1-1/2	Square End	51664	51723
0.035	-	0.105	1/8	1-1/2	Square End	51665	51724
0.040	-	0.120	1/8	1-1/2	Square End	51666	51725
0.045	-	0.135	1/8	1-1/2	Square End	51667	51726
0.050	-	0.174	1/8	1-1/2	Square End	51668	51727
0.055	-	0.267	1/8	1-1/2	Square End	51669	51728
0.060	-	0.360	1/8	1-1/2	Square End	51679	51729

Warning: Due to the extremely small diameters involved, please exercise caution to the accurate calculations of all feed and speed rates.

CNC feed and speed available online

CNC MULTI-HELIX SPIRAL

Solid Carbide End Mills • 4 Flute • Up-Cut

These multi-helix tools are the superstars of carbide end mills for professionals and hobbyists alike. The multiple helix eliminates harmonic chatter, so critical when surface finishes, part dimension tolerances and tool life are of the utmost importance.

They are outstanding tools for peripheral milling, and can take aggressive cuts along the full length of the overall flute length with no issues. For use with manual and automatic milling machines, as well as the most sophisticated CNC machines.

AlTiN COATED BITS



Excellent For Cutting:

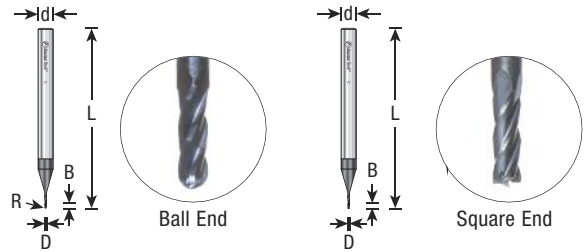
- Stainless Steel
- Titanium
- Cast Iron
- Steel
- Cermet*



ØD	R	B	Ød	L	Type	Tool No.
1/4	-	5/8	1/4	2-1/2	Square Bottom	51593
3/8	-	7/8	3/8	2-1/2	Square Bottom	51595
1/2	-	1	1/2	3	Square Bottom	51597
3/4	-	1	3/4	3	Square Bottom	51608
1/4	0.015	5/8	1/4	2-1/2	Corner Radius Bottom	51605
3/8	0.020	7/8	3/8	2-1/2	Corner Radius Bottom	51607
1/2	0.030	1	1/2	3	Corner Radius Bottom	51609

*Composites in which ceramic materials and metals are joined together.

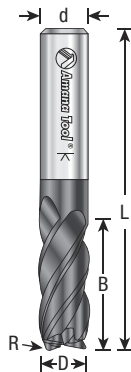
CNC feed and speed available online



Miniature End Mills

Micro machining applications involve miniature tooling that requires very high attention to tolerances and detail in their construction.

These end mills incorporate 30° helices and AlTiN coating to insure a high degree of precision. Miniature end mills also routinely require RPMs in excess of 40,000 RPMs or more. Attention to both RPM capacity and accurate chip-loads is mandatory.





CNC HIGH PERFORMANCE 90° 'V' SPIRAL DRILLS

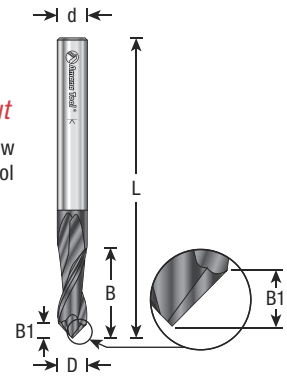
Solid Carbide Spiral • 2 & 4 Flute • Up-Cut

A true multi-function tool, combination drill/mills allow plunging, slotting and/or top chamfering all in one tool saving you indexing time. AlTiN coating provides quantum increases in productivity, either in terms of speed or longevity, with or without coolant.

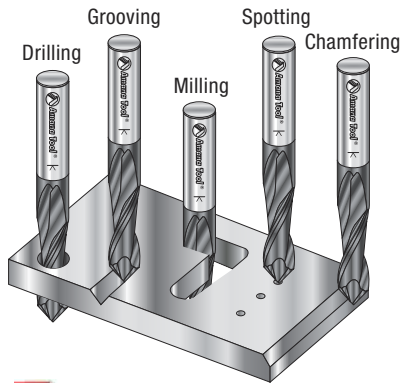
AlTiN COATED BITS

Excellent For Cutting:

- Stainless Steel
- Steel
- Cast Iron
- Titanium
- Soft Plastics
- Composites
- Cermet



Multi-Function Tools



CNC feed and speed available online



ØD	B	Ød	B1	L	Flute	Tool No.
1/8	1/2	1/8	1/16	1-1/2	2	51650
3/16	5/8	3/16	3/32	2	2	51651
1/4	3/4	1/4	1/8	2-1/2	2	51652
5/16	7/8	5/16	5/32	2-1/2	2	51653
3/8	7/8	3/8	3/16	2-1/2	2	51654
7/16	1	7/16	7/32	2-1/2	2	51655
1/2	1	1/2	1/4	3	2	51656
5/8	1-1/4	5/8	5/16	3-1/2	2	51657
3/4	1-1/2	3/4	3/8	4	2	51658
1/8	1/2	1/8	1/16	1-1/2	4	51690
1/4	3/4	1/4	1/8	2-1/2	4	51692
3/8	7/8	3/8	3/16	2-1/2	4	51694
1/2	1	1/2	1/4	3	4	51696

Warning: These tools are not designed for drilling steel, stainless steel, titanium and cermet.



Set #AMS-135 Includes:

46280, 46282, 51464, 51460, 51404, 51411, 51408 & 51402



CNC feed and speed available online



8-PC. CNC SPECIALTY ALUMINUM, PLASTICS & STAINLESS STEEL CUTTING

1/4" Shank • Solid Carbide Spiral Router Bit Collection

Excellent For Cutting:

- Aluminum
- Aluminum Alloys
- ACM
- Alucobond®
- ACP
- Brass
- Carbon Fiber
- CCM
- Corrugated Polypropylene
- Copper
- Dibond®
- Durabond
- Fiberglass
- Fiberglass PCB Board
- Gatorfoam®
- Graphite
- HDF/MDF
- HDU
- Laminate
- Phenolic Composites
- Plastic/Acrylic
- Plexiglas®
- Sign Foam, Sign Board & HDU
- Solid Surface
- TCM
- Veneered Plywood
- Wood



Set #AMS-172 Includes:

51461, 51470, 51471, 51410, 51415, 45199, 46180, 46240

Includes two router collet reducers 1/4" – 1/8" shank.



CNC feed and speed available online



8-PC. CNC ALUMINUM, PLASTIC, & STAINLESS STEEL CUTTING

1/8" Shank • Solid Carbide Specialty Router Bit Collection

Excellent For Cutting:

- Aluminum
- Aluminum Alloys
- ACM
- ACP
- Alucobond®
- Alupanel®
- Brass
- Carbon Fiber
- CCM
- Composite
- Copper
- Corrugated Polypropylene
- Dibond®
- Durabond
- Fiberglass
- Fiberglass PCB Board
- Graphite
- HDF/MDF
- HDU
- Laminate
- Melamine
- MDF/HDF
- Phenolic Composites
- Plastic/Acrylic
- Plexiglas®
- Sign Foam, Sign Board & HDU
- Solid Surface
- Steel
- Stainless Steel
- TCM
- Veneered Plywood
- Wood



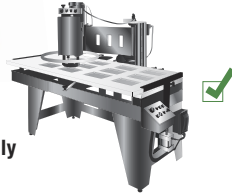
HIGH SPEED STEEL (HSS) DOOR BITS FOR STEEL

High Speed Steel (HSS) TiN Coated • Single Flute • Down-Cut **New**

Titanium Nitride (TiN) coating increases strength and durability. TiN coated bits harden and protect the cutting edges, and helps smooth the flutes for improved chip ejection.



For Ruvo/Norfield Door Machines Only



ØD	B	Ød	L	Machine	Tool No.
1/2	2-1/2	1/2	5-1/2	RUVO	HSS1702TIN
1/2	2-1/2	1/2	5-1/2	NORFIELD †	HSS1705TIN

† Part of the shank is flat to fit in NORFIELD machine.

Warning: Not to be used on a handheld router, table router or CNC machine.

CNC 118° POINT SPADE DRILL **New**

Solid Carbide • 2 Flute

Used to drill very short, shallow holes in hard (or hardened) steel. Can be used in either CNC or drill presses. **Note:** Make sure your drill press runs fast and has a tight spindle.

Excellent For Cutting:

- Stainless Steel
- Steel
- Cast Iron
- Titanium
- Non-Ferrous
- Cermet *



* Cermet's are composites in which ceramic materials and metals join together.

ØD	B	Ød	L	Tool No.
1/8	7/16	1/8	1-1/2	51682
3/16	9/16	3/16	2	51684
1/4	11/16	1/4	2	51686
5/16	7/8	5/16	2-1/2	51686
3/8	1	3/8	2-1/2	51689

CNC feed and speed available online

CNC 118° POINT CENTER DRILL, HIGH PERFORMANCE 60° COUNTERSINK

Solid Carbide • 2 Flute

60° inclusive countersinks drill downwards a small amount in order to make a quality starting hole and a profile. Follow up with a secondary drill for the full depth of cut of the work-piece. They do not route along a slot. Combination drill/countersinks provides exceptional starting positioning for secondary drills, plus provide qualified countersink dimensions for screw heads, etc. Premium AlTiN coating provides quantum increase in productivity, either in terms of speed or longevity, with or without coolant.

Use on manual or CNC driven lathes and manual or CNC driven milling machines.

Not for use in handheld drills or handheld routers.

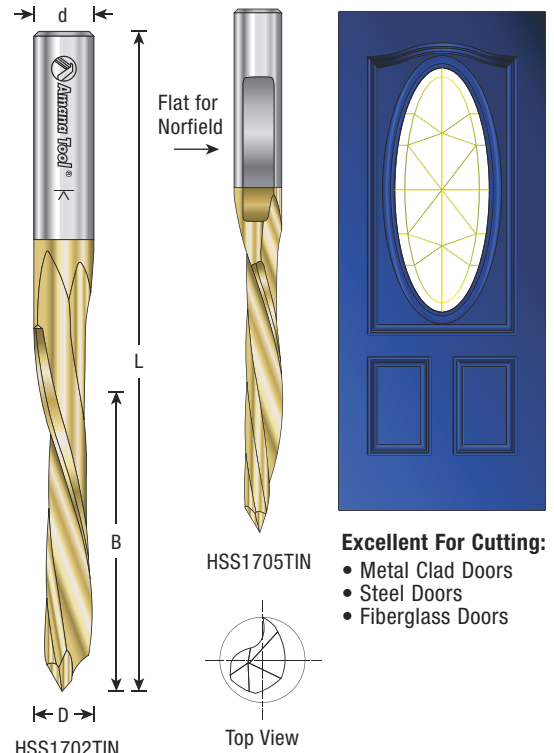
Excellent For Cutting:

- Stainless Steel
- Steel
- Titanium
- Cast Iron
- Soft Plastic
- Composites
- Cermet
- Corian
- Poly (methyl methacrylate) (PMMA)
- Acrylic Stone
- Coroplast *

* A soft plastic cardboard made with super soft & flexible PVC.

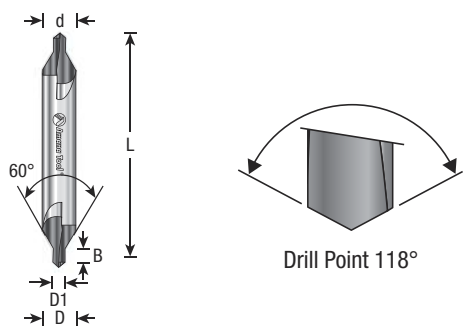
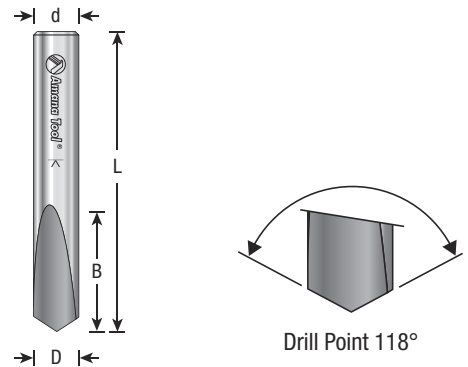
ØD	ØD1	B	Ød	L	Tool No.
3/16	5/64	5/64	3/16	2	51670
5/16	1/8	1/8	5/16	2-1/8	51672

CNC feed and speed available online



Excellent For Cutting:

- Metal Clad Doors
- Steel Doors
- Fiberglass Doors



AlTiN COATED BITS



Carbide Burr Bits

For Die-Grinders

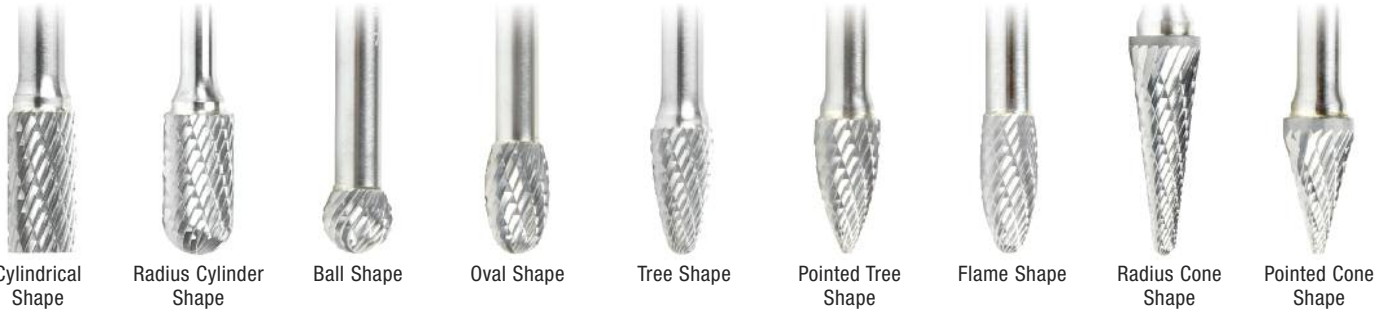


Double Cut (DC) burrs utilize a cross flute of exactly half the number of standard flutes in an opposing helix. Benefits include rapid removal of a broad range of materials combined with excellent operator control. It does this by incorporating a cutting rake angle that gives great "bite" into the material, and yet is not so aggressive that the operator fatigues quickly after using it in a hand piece. A DC flute geometry gives better performance in low RPM applications, but still performs well at high RPMs.

Non Ferrous (NF) burrs are specially designed for cutting all non-ferrous and non-metallic workpieces such as aluminum, zinc, plastic, wood, etc. The uniquely aggressive cutting action provides little to no chance of plugging the flutes.

Applications: To be used with air or electrically-driven hand die-grinder with a typical collet mechanism or knee mill with an air-driven spindle speeder such as an Air Turbine product. An air speeder can bump spindle.
(Carbide brazed to steel shank)

Warning: Not to be used in conventional routers.



Excellent For Cutting:

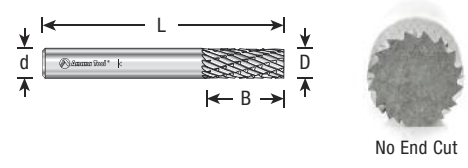
- Aluminum
- Brass
- Bronze
- Copper & Chrome
- Cast Iron
- Steel: 40-55rc
- Steel: 55-60rc
- Steel: Carbon
- Steel: Nickel
- Stainless Steel
- Steel Weldments
- Titanium

Burr speed recommendations available online

SA Burrs • Cylindrical Shape No End Cut



ØD	B	Ød	L	DC Ref #	DC Tool No.	NF Ref #	NF Tool No.
1/8	9/16	1/8	1-1/2	SA-43DC	BURS-098 *	—	—
1/4	5/8	1/4	2	SA-1DC	BURS-100 *	SA-1FM	BURS-100NF * <i>New</i>
3/8	3/4	1/4	2-1/2	SA-3DC	BURS-102	SA-3FM	BURS-102NF <i>New</i>
3/8	3/4	1/4	6-3/4	SA-3LDC	BURS-103	—	—
1/2	1	1/4	2-3/4	SA-5DC	BURS-104	SA-5FM	BURS-104NF <i>New</i>
1/2	1	1/4	7	SA-5L6DC	BURS-105	—	—

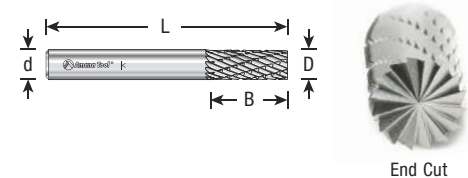


* Solid carbide.

SB Burrs • Cylindrical Shape with End Cut



ØD	B	Ød	L	DC Ref #	DC Tool No.	NF Ref #	NF Tool No.
1/8	9/16	1/8	1-1/2	SB-43DC	BURS-080 *	—	—
1/4	5/8	1/4	2	SB-1DC	BURS-082 *	SB-1FM	BURS-082NF * <i>New</i>
3/8	3/4	1/4	2-1/2	SB-3DC	BURS-084	SB-3FM	BURS-084NF <i>New</i>
3/8	3/4	1/4	6-3/4	SB-3L6DC	BURS-086	—	—
1/2	1	1/4	2-3/4	SB-5DC	BURS-088	SB-5FM	BURS-088NF <i>New</i>
1/2	1	1/4	7	SB-5L6DC	BURS-090	—	—



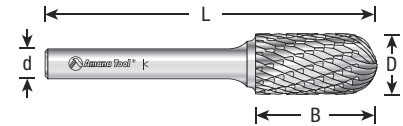
* Solid carbide.

SC Burrs • Radius Cylinder Shape



ØD	B	Ød	L	Double Cut		Non-Ferrous/ZrN Coated	
				DC Ref #	DC Tool No.	NF Ref #	NF Tool No.
1/8	9/16	1/8	1-1/2	SC-42DC	BURS-118 *	—	—
1/4	5/8	1/4	2	SC-1DC	BURS-120 *	—	—
3/8	3/4	1/4	2-1/2	SC-3DC	BURS-122	SC-3FM	BURS-122NF <i>New</i>
3/8	3/4	1/4	6-3/4	SC-3L6DC	BURS-123	—	—
1/2	1	1/4	2-3/4	SC-5DC	BURS-124	SC-5FM	BURS-124NF <i>New</i>
1/2	1	1/4	7	SC-5L6DC	BURS-126	—	—

* Solid carbide.

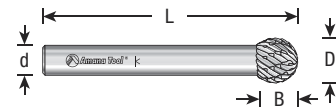


SD Burrs • Ball Shape



ØD	B	Ød	L	Double Cut		Non-Ferrous/ZrN Coated	
				DC Ref #	DC Tool No.	NF Ref #	NF Tool No.
1/8	1/8	1/8	1-1/2	SD-42DC	BURS-150 *	—	—
1/4	7/32	1/4	2	SD-1DC	BURS-152 *	—	—
3/8	5/16	1/4	2-1/8	SD-3DC	BURS-154	SD-3FM	BURS-154NF <i>New</i>
3/8	5/16	1/4	6-3/4	SD-3L6DC	BURS-156	—	—
1/2	7/16	1/4	2-1/4	SD-5DC	BURS-158	SD-5FM	BURS-158NF <i>New</i>
1/2	7/16	1/4	6-1/2	SD-5L6DC	BURS-160	—	—

* Solid carbide.

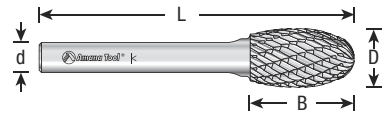


SE Burrs • Oval Shape



ØD	B	Ød	L	Double Cut		Non-Ferrous/ZrN Coated	
				DC Ref #	DC Tool No.	NF Ref #	NF Tool No.
1/8	7/32	1/8	1-1/2	SE-41DC	BURS-170 *	—	—
1/4	3/8	1/4	2	SE-1DC	BURS-172 *	—	—
3/8	5/8	1/4	2-3/8	SE-3DC	BURS-174	SE-3FM	BURS-174NF <i>New</i>
3/8	5/8	1/4	6-5/8	SE-3L6DC	BURS-176	—	—
1/2	7/8	1/4	2-5/8	SE-5DC	BURS-178	SE-5FM	BURS-178NF <i>New</i>
1/2	7/8	1/4	6-7/8	SE-5L6DC	BURS-180	—	—

* Solid carbide.

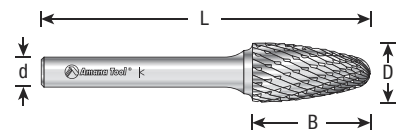


SF Burrs • Radius Tree Shape



ØD	B	Ød	L	Double Cut		Non-Ferrous	
				DC Ref #	DC Tool No.	NF Ref #	NF Tool No.
1/8	1/2	1/8	1-1/2	SF-42DC	BURS-138 *	—	—
1/4	5/8	1/4	2	SF-1DC	BURS-140 *	—	—
3/8	3/4	1/4	2-1/2	SF-3DC	BURS-142	SF-3FM	BURS-142NF <i>New</i>
3/8	3/4	1/4	6-3/4	SF-3L6DC	BURS-143	—	—
1/2	1	1/4	2-3/4	SF-5DC	BURS-144	SF-5FM	BURS-144NF <i>New</i>
1/2	1	1/4	7	SF-5L6DC	BURS-146	—	—

* Solid carbide.



Burr speed recommendations available online

SG Burrs • Pointed Tree Shape

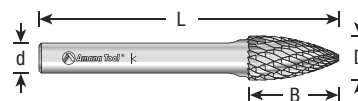


BURS-192

BURS-199

ØD	B	Ød	L	DC Ref #	DC Tool No.
1/8	3/8	1/8	1-1/2	SG-43DC	BURS-190 *
1/4	5/8	1/4	2	SG-1DC	BURS-192 *
3/8	3/4	1/4	2-1/2	SG-3DC	BURS-194
3/8	3/4	1/4	6-3/4	SG-3L6DC	BURS-196
1/2	1	1/4	2-3/4	SG-5DC	BURS-198
1/2	1	1/4	6-3/4	SG-5L6DC	BURS-199

* Solid carbide.



SH Burrs • Flame Shape

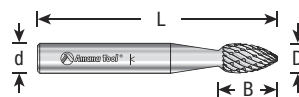


BURS-200

BURS-204

ØD	B	Ød	L	DC Ref #	DC Tool No.
1/8	1/4	1/8	1-1/2	SH-41DC	BURS-200 *
1/4	1/2	1/4	2	SH-1DC	BURS-202 *
5/16	3/4	1/4	2-1/2	SH-2DC	BURS-204
1/2	1-1/4	1/4	3	SH-5DC	BURS-206

* Solid carbide.



SL Burrs • Radius Cone Shape



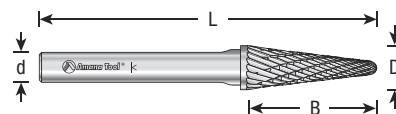
BURS-214

BURS-214NF

BURS-219

ØD	B	Ød	L	Double Cut		Non-Ferrous/ZrN Coated	
				DC Ref #	DC Tool No.	NF Ref #	NF Tool No.
1/8	3/8	1/8	1-1/2	SL-41DC	BURS-210 *	—	—
1/4	5/8	1/4	2	SL-1DC	BURS-212 *	—	—
3/8	1-1/16	1/4	2-13/16	SL-3DC	BURS-214	SL-3FM	BURS-214NF <i>New</i>
3/8	1-1/16	1/4	7-1/16	SL-3L6DC	BURS-216	—	—
1/2	1-1/8	1/4	2-7/8	SL-4DC	BURS-218	SL-4FM	BURS-218NF <i>New</i>
1/2	1-1/8	1/4	7-1/8	SL-4L6DC	BURS-219	—	—

* Solid carbide.



SM Burrs • Pointed Cone Shape

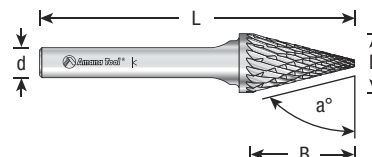


BURS-222


BURS-228

ØD	B	Ød	L	a°	DC Ref #	DC Tool No.
1/8	11/32	1/8	1-1/2	12°	SM-41DC	BURS-220 *
1/4	1/2	1/4	2	22°	SM-1DC	BURS-222 *
3/8	5/8	1/4	2-1/2	14°	SM-4DC	BURS-224
1/2	7/8	1/4	2-5/8	14°	SM-5DC	BURS-226
1/2	7/8	1/4	6-7/8	14°	SM-5L6DC	BURS-228

* Solid carbide.



Burr speed recommendations available online



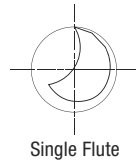
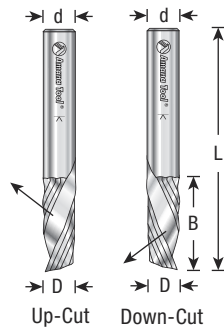
INDUSTRIAL

Plastic Cutting

Solutions



**Mirror
FINISH**



CNC PLASTIC CUTTING SPIRAL 'O' FLUTE

Solid Carbide • Single Flute • Up-Cut & Down-Cut

Produce super clean, smooth cuts in plastics.



ØD	B	Ød	L	'Up-Cut' Tool No.	'Down-Cut' Tool No.
1/16	1/4	1/8	2	51415 †	51515 †
1/16	1/4	1/4	2	51441	—
1/8	1/4	1/8	2	51443 †	—
1/8	3/4	1/8	2	51437 † <i>New</i>	—
1/8	1/4	1/4	2	51416	—
1/8	5/16	1/4	1-1/2	—	51523 <i>New</i>
1/8	5/16	1/8	2	51453 †	—
1/8	1/2	1/8	2	51410 †	51510 †
1/8	1/2	1/4	2	51411	51511
1/8	5/8	1/4	2-1/2	51445	—
1/8	3/4	1/4	2-1/2	51446	—
5/32	9/16	1/4	2	51447	51516
3/16	3/8	3/16	2	51448	51518
3/16	3/8	1/4	2	51449	—
3/16	5/8	3/16	2	51412	51512
3/16	5/8	1/4	2	51417	51517
3/16	5/8	1/4	2-1/2	51423 <i>New</i>	—
3/16	7/8	1/4	2-1/2	51442	—
3/16	1-1/4	1/4	3	51418	—
7/32	3/4	1/4	2-1/2	51424	—
1/4	3/8	1/4	2	51425	51519
1/4	5/8	1/4	2	51419	—
1/4	3/4	1/4	2	51404	51504
1/4	3/4	1/4	2-1/2	51421	51524
1/4	7/8	1/4	2-1/2	51444	—
1/4	1	1/4	2-1/2	51405	51505
1/4	1-1/16	1/4	3	51409	—
1/4	1-1/4	1/4	3	51407	51507
1/4	1-3/8	1/4	3	51403	—
1/4	1-1/2	1/4	3	51413	51513
1/4	2-1/4	1/4	3-3/4	51646 <i>New</i>	—
3/8	3/8	3/8	3	51641 <i>New</i>	51528 <i>New</i>
3/8	5/8	3/8	2-1/2	51429	—
3/8	3/4	3/8	3	51426	51509
3/8	1-1/8	3/8	3	51414	51514
3/8	1-5/8	3/8	3-1/2	51427	—
1/2	1-1/4	1/2	3	51645 <i>New</i>	51529 <i>New</i>
1/2	1-3/8	1/2	3-1/2	51644	—
1/2	1-5/8	1/2	3-1/2	51428	—
1/2	2	1/2	4	51648 <i>New</i>	—

Excellent for Cutting:

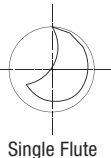
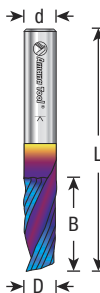

- Plastic, Acrylic & PVC
- Acetal and Nylon
- Acrylic Stone
- Acrylonitrile Butadiene Styrene (ABS)
- Alupanel®
- Corian
- Coroplast®
- Correx Boards
- Corrugated Polypropylene
- Delrin
- Foam Board
- Gatorfoam®
- High Density Polyethylene (HDPE)
- High Impact Polystyrene (HIPS)
- HIPS with Digital Printing
- King ColorCore®, The Multi-Color Engravable Polymer Sheet
- Laminate
- Low Density Polyethylene (LDPE)
- Lucite®
- Mechanical/Engineered Plastics
- Plexiglas®
- Poly (methyl methacrylate)(PMMA)
- Polyethylene Terephthalate Glycol-Modified (PETG / PET-G)
- Polycarbonate
- Sintra-PVC
- Solid Surface
- Teflon®
- Thermoplastic Polyolefin (TPO)
- Ultra High Molecular Weight Polyethylene (UHMWPE)
- Wood

Benefits of Mirror Finish:

- Razor sharp cutting edge
- Effortless chip removal
- Exceptional cut quality
- Helps prevent chip re-welding
- Extends tool life

Made according to strict tolerances from an exclusive carbide grade polished to a mirror finish using Amana's unique process. Designed to eject chips either up or down. Ideal for industrial applications.

PDF CNC feed and speed available online



SPEKTRA *New* EXTREME TOOL LIFE COATING

CNC PLASTIC CUTTING SPIRAL 'O' FLUTE

Solid Carbide • Single Flute • Up-Cut

The Spektra™ nAco® nanocomposite micro-thin coating provides longevity and cutting results of the highest quality. For complete details on Spektra™ visit www.amanatool.com/spektra



ØD	B	Ød	L	'Up-Cut' Tool No.	'Down-Cut' Tool No.
1/16	1/4	1/8	2	51415-K †	—
1/16	1/4	1/4	2	51441-K	—
1/8	1/2	1/8	2	51410-K †	51510-K †
1/8	1/2	1/4	2	51411-K	51511-K
1/8	3/4	1/4	2-1/2	51446-K	—
1/4	3/4	1/4	2	51404-K	51504-K
1/4	1	1/4	2-1/2	51405-K	—
3/16	5/8	1/4	2	51417-K	—

5-Pc Spektra Set (includes 51441-K, 51410-K, 51446-K, 51417-K & 51404-K) **AMS-166-K**

† Router collet reducer RB-102 (1/4 to 1/8) available for 1/8 shank bits.

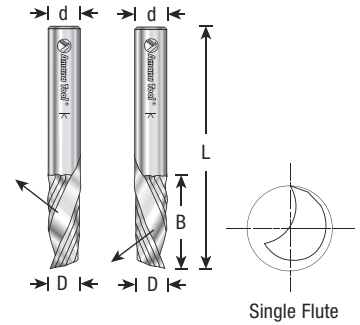
METRIC CNC PLASTIC CUTTING SPIRAL 'O' FLUTE New

Solid Carbide • Single Flute • Up-Cut & Down-Cut

Produce super clean, smooth cuts in plastics. Metric sized.



ØD	B	Ød	L	'Up-Cut' Tool No.	'Down-Cut' Tool No.	ØD	B	Ød	L	'Up-Cut' Tool No.	'Down-Cut' Tool No.
2mm	6mm	3mm	50mm	51634	—	5mm	16mm	6mm	64mm	57321	57332
2mm	8mm	2mm	50mm	57310	—	5mm	30mm	5mm	64mm	57322	—
2mm	8mm	6mm	64mm	57311	—	6mm	8mm	6mm	64mm	57323	—
2.5mm	8mm	2.5mm	50mm	57312	—	6mm	12mm	6mm	64mm	57324	—
2.5mm	8mm	6mm	64mm	57313	—	6mm	16mm	6mm	63mm	51638	—
3mm	8mm	3mm	50mm	57314	—	6mm	20mm	6mm	64mm	51495	—
3mm	8mm	6mm	64mm	57315	—	6mm	30mm	6mm	75mm	51497	—
3mm	12mm	3mm	64mm	51491	—	6mm	30mm	6mm	76mm	—	57333
3mm	12mm	6mm	50mm	—	51526	6mm	32mm	6mm	75mm	—	51527
3mm	12mm	6mm	64mm	57316	57330	6mm	38mm	6mm	75mm	51499	—
4mm	8mm	4mm	64mm	57317	—	6mm	38mm	6mm	76mm	—	57334
4mm	12mm	4mm	64mm	51636	—	8mm	25mm	8mm	64mm	57325	57335
4mm	20mm	4mm	64mm	57318	—	8mm	38mm	8mm	76mm	57326	57336
4mm	20mm	6mm	64mm	57319	57331	10mm	30mm	10mm	76mm	57327	—
4mm	30mm	4mm	64mm	57320	—	10mm	35mm	10mm	76mm	57328	—
5mm	16mm	5mm	64mm	51493	—	12mm	38mm	12mm	76mm	57329	—



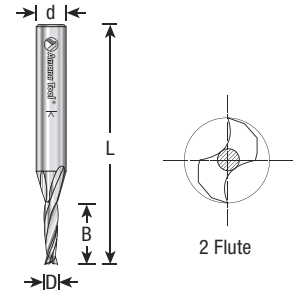
CNC PLASTIC CUTTING SPIRAL DOUBLE 'O' FLUTE New

Solid Carbide • Double Flute • Up-Cut

Produce super clean smooth cuts especially in acrylic materials (Plexiglas® Lucite®) other plastics and wood. Bits are made according to strict tolerances from an exclusive carbide grade. Designed to eject chips up.



ØD	B	Ød	L	Tool No.
1/8	1/2	1/4	2	51762
3/16	5/8	1/4	2-1/2	51763
1/4	7/8	1/4	3	51765
1/4	1-1/4	1/4	3	51767



8-PC. CNC PLASTIC CUTTING SPIRAL 'O' FLUTE

1/4" Shank • Solid Carbide Spiral Router Bit Collection



Set #AMS-165 Includes:
51411, 51417, 51404, 51405, 51511, 51517, 51504, 46308



Set #AMS-165

18-PC. CNC ADVANCED PLASTIC CUTTING

1/4" Shank • Solid Carbide Router Bit Collection



Set #AMS-167 Includes:
51441, 51411, 51446, 51417, 51442, 51419, 51404, 51405, 51511, 51504, 46280, 46282, 43608, 46411, 46112, 46426, 46424 & RC-1075



Set #AMS-167

CNC feed and speed available online

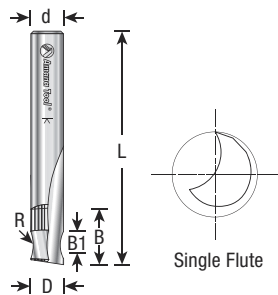
PLASTIC EDGE ROUNDING

Solid Carbide • Single 'O' Flute

Designed for rounding the edge of sheets or parts.

Excellent For Cutting:

- Plastic
- Acrylic
- Acrylic Stone
- Corian
- Coroplast®
- Poly (methyl methacrylate) (PMMA)



Single Flute

ØD	B	Ød	R	B1	Type	For Plastic Thickness	L	Tool No.
1/4	3/8	1/4	3/16	7/32	Straight	3/16	2-1/2	46452
1/4	3/8	1/4	1/4	9/32	Spiral	1/4	2-1/2	46466

Spiral

Straight

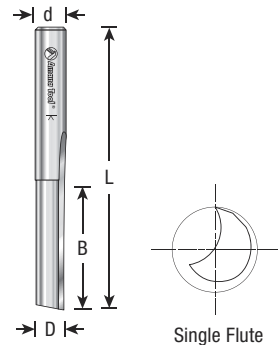
PLASTIC CUTTING 'O' FLUTE

Solid Carbide • Single 'O' Flute

Unique circular 'O' flute designed to eject chips more easily.


Single flute for fast cutting in soft plastics such as PVC, styrene, ABS, Poly (methyl methacrylate) (PMMA), etc.

Visit www.amanatool.com for full material cut list.



Single Flute

ØD	B	Ød	L	Tool No.
1/8	1/2	1/4	2	43500
3/16	5/8	1/4	2	43504
1/4	3/4	1/4	2	43508
1/4	1	1/4	2-1/2	43512
1/4	1	1/4	3-1/4	43514

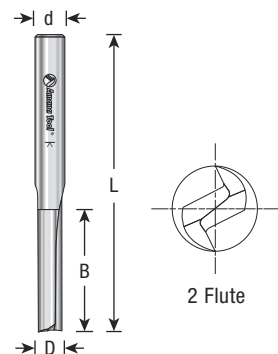


43508

PLASTIC CUTTING

Solid Carbide • 2 Flute • Straight Grind

Used for routing harder and more rigid plastics in the following materials: Acrylic, Acetal, Nylon, PVC, ABS, Phenolic, Corian, Poly (methyl methacrylate) (PMMA), Acrylic Stone, Coroplast® etc.



2 Flute

ØD	B	Ød	L	Tool No.
1/8	1/2	1/4	2	43600
3/16	5/8	1/4	2	43604
1/4	3/4	1/4	2	43607 <i>New</i>
1/4	1	1/4	2-1/2	43608
1/2	1	1/2	3	43616

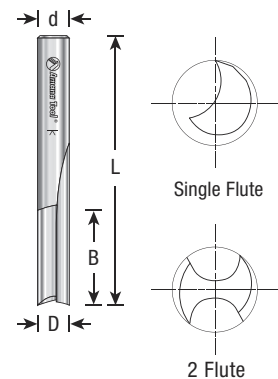
43604

New

PLASTIC CUTTING STRAIGHT 'O' FLUTE HIGH SPEED STEEL (HSS)

High Speed Steel (HSS) • Single & 2 Flute

Provides smooth finish in plastics. Excellent for hand fed operations. May be used in air routers with guide bushing.



Single Flute

2 Flute

ØD	B	Flute	Ød	L	Tool No.
1/8	1/2	1	1/4	2	HSS1500
1/8	5/8	1	1/4	3-1/4	HSS1501
3/16	5/8	1	1/4	3-1/4	HSS1502
3/16	3/4	1	1/4	3-1/4	HSS1503
1/4	3/4	1	1/4	2-1/8	HSS1504
1/4	3/4	1	1/4	3-1/4	HSS1505
1/4	1	1	1/4	2-3/8	HSS1506
3/8	1	1	3/8	2-1/2	HSS1507
3/16	5/8	2	1/4	2	HSS1600
1/4	3/4	2	1/4	2-1/8	HSS1601
1/4	3/4	2	1/4	3-1/4	HSS1602
1/4	3/4	2	1/4	3-3/4	HSS1603
1/4	1	2	1/4	2-3/8	HSS1604
1/4	2	2	1/4	3-1/4	HSS1605
3/8	1	2	3/8	2-1/2	HSS1606
3/8	1	2	3/8	3-1/2	HSS1607

HSS1504

HSS1604

Excellent For Cutting:

- Soft & Hard Plastics
- Acetal Styrene (ABS)
- Polycarbonate
- Polyethylene (PE)
- Polystyrene
- PVC
- Poly (methyl methacrylate) (PMMA)
- Polypropylene Extruded Acrylic
- High Density Polyethylene (HDPE)
- Ultra High Molecular Weight Polyethylene (UHMW)
- Coroplast®

PLASTIC CUTTING SPIRAL BALL NOSE

Solid Carbide • 2 & 4 Flute • Up-Cut

Designed to eliminate tool marks that commonly appear when used with plastic and solid surface materials. Due to the highly polished finish and unique tool geometry, the spiral ball nose router bit delivers superior surface finish of at least 28 Ra (roughness average) in various materials. The up-cut router bits also eject chips up, to help prevent chip-out on the bottom of the material.

Constructed of special grade solid carbide, the Amana Tool® spiral ball nose router bits last longer than traditional router bits and deliver superior cutting performance with plastics. The bits are ideal for use in a variety of applications spanning the mechanical, medical and woodworking industries.

Excellent For Cutting:

- Plastic
- Acrylic
- Acrylic Stone
- Aluminum
- Brass
- Copper
- Corian
- Coroplast®
- Plexiglas®
- Poly (methyl methacrylate) (PMMA)
- Solid Surface



ØD	R	B	Ød	L	Flute	Tool No.
1/8	1/16	1/2	1/4	3	2	46385
3/16	3/32	1/2	1/4	2-1/2	2	46424
3/16	3/32	3/4	1/4	2	2	46425
3/16	3/32	3/4	1/4	3	2	46389
1/4	1/8	1/2	1/4	2-1/2	2	46426
1/4	1/8	7/8	1/4	2-1/2	2	46379
1/4	1/8	1	1/4	4	2	46451 ▲
1/4	1/8	1-1/8	1/4	3	2	46428
1/4	1/8	1/2	1/4	3	4	46440
5/16	5/32	1/2	5/16	3	4	46442
3/8	3/16	5/8	3/8	3	4	46444
3/8	3/16	1-1/8	3/8	3	2	46381
1/2	1/4	3/4	1/2	3	4	46446
1/2	1/4	1-1/8	1/2	3	2	46383
1/2	1/4	1-1/2	1/2	5	2	46459 ▲

▲ Warning: CNC use only.

Metric Sizes

ØD	R	B	Ød	L	Flute	Tool No.
3mm	1.5mm	12mm	6mm	50mm	2	46453
4mm	2mm	12mm	4mm	50mm	2	46454
5mm	2.5mm	12mm	5mm	50mm	2	46455
6mm	3mm	22mm	6mm	63mm	2	46456
10mm	5mm	29mm	10mm	75mm	2	46457
12mm	6mm	29mm	12mm	75mm	2	46458

CNC feed and speed available online

SPIRAL FINISHER

Solid Carbide • 3 Flute • Low Helix Up-Cut & Down-Cut

Leaves an Extra High Surface Finish! Those seeking to move up to our 3 flute, Low Helix Finisher will have improved surface finishes in either plastics or hardwoods. The unbeatable combination of three keen edges and a gentle 10° helix, equates to a stiffer tool that minimizes both part movement and edge burring, leaving a smooth finish.


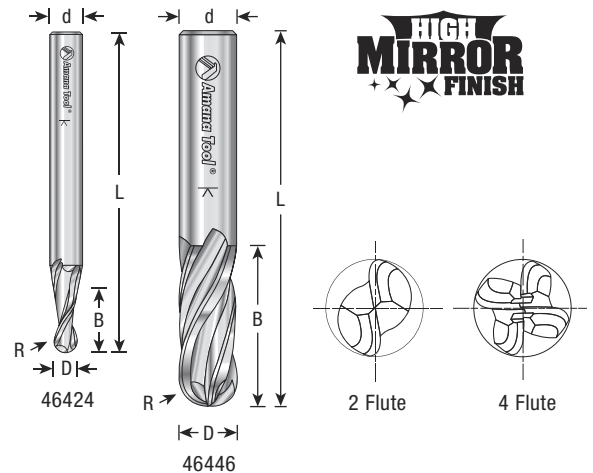
Excellent for Cutting

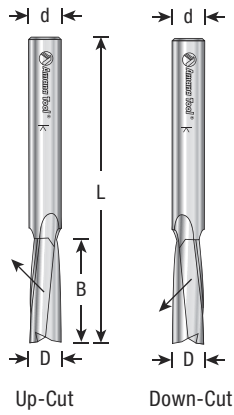
- Plastic
- Acrylic Stone
- Composite Plastic
- Corian
- Coroplast®
- Foam
- Hard Wood
- Solid Surface
- Soft Wood
- Poly (methyl methacrylate) (PMMA)
- Precision Board



ØD	B	Ød	L	'Up-Cut' Tool No.	'Down-Cut' Tool No.
1/4	3/8	1/4	3	51630	51730
1/4	7/8	1/4	3	51631	51731
3/8	5/8	3/8	3	51632	51732
1/2	1-1/8	1/2	3-1/2	51637	51737

CNC feed and speed available online





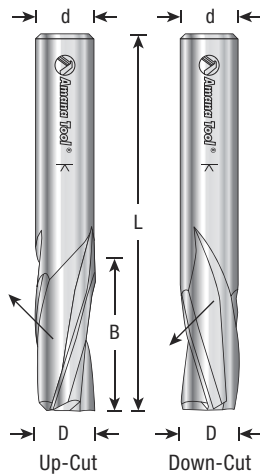
ACRYLIC CUTTING SLOW SPIRAL 'O' FLUTE FINISHER

Solid Carbide • Up-Cut & Down-Cut • Single & 2 Flute

Provides smooth finish in acrylic materials, and both soft and hard plastics.



ØD	B	Ød	L	Flute	'Up-Cut' Tool No.	'Down-Cut' Tool No.
1/4	3/4	1/4	2-1/2	1	46327	46427
1/4	3/4	1/4	2-1/2	2	46313	46413
1/4	1	1/4	2-1/2	2	46311	46411
1/2	1-1/4	1/2	3	2	46391 <i>New</i>	46492 <i>New</i>



PLASTIC CUTTING SLOW SPIRAL FINISHER

Solid Carbide • 3 Flute • Up-Cut & Down-Cut

Specially designed to provide an excellent finish in hardwoods, solid surface and hard plastics. Choose 'Up-Cut' if an excellent finish on the bottom of surface is required, or 'Down-Cut' for an excellent finish on the top of surface.



ØD	B	Ød	L	'Up-Cut' Tool No.	'Down-Cut' Tool No.
3/8	1	3/8	2-1/2	—	46430
3/8	1	3/8	3	46330	46431
1/2	1	1/2	3	46332	46432
1/2	1-1/2	1/2	3-1/2	46334	46434

▲ **Warning:** Recommended RPM=20,000-21,000



CNC PLASTIC TRIM SAW BLADE AND ARBOR SYSTEM

Carbide Tipped • Right Hand Rotation Cutting

Designed for trimming and grooving hard and soft plastics. 100% flash mounting.



ØD	Kerf (B)	C	Teeth	Hook Angle	Ød	L	Tool No.
4	.095 (3/32)	1-3/8	20	0°	1/2	3-1/4	48200

Replacement Parts:

ØD	Teeth	Hook	Kerf	Plate	Grind	Bore	Ød	L	Type	Tool No.
4	20	0°	3/32	1/16	TCG	5/8	-	-	Saw Blade	LB4201
1-1/4	-	-	-	-	-	-	1/2	3-1/4	CNC Arbor	47650

Replacement screw (4) - #67149 (3/8"x1/2"); Replacement key #5020 (M5x12).

PLASTIC CUTTING FLUSH TRIM

Solid Carbide • 2 Flute with Double Ball Bearing

Spiral designed for trimming sheets of stack plastics and laminates in hand-fed applications. Double bearing provides smoother action around contour of the template.

Excellent for Cutting

- Plastic
- Acrylic Stone
- Coroplast®
- Acrylic
- Corian
- Poly (methyl methacrylate) (PMMA)



ØD	B	Ød	L	Tool No.
1/4	3/4	1/4	3	51436
1/2	1-1/8	1/2	4	51438

Warning: Maximum RPM=35,000

Replacement parts #51436 Replacement parts #51438
 #47779 Locking Ring #47752 Locking Ring
 #47723 Ball Bearing (2) #47701 Ball Bearing (2)

PLASTIC CUTTING

Carbide Tipped • Single & Double 'O' Flute

For fast cutting in harder more abrasive plastics such as phenolic resin, acrylic, Corian, Poly (methyl methacrylate) (PMMA), Acrylic Stone, Coroplast®, etc.



ØD	B	Ød	L	Flute	Tool No.
1/4	1	1/4	2-1/4	2	43304
3/8	1	3/8	2-1/2	1	43108

3°, 5° AND 7° PATTERNMAKERS

Carbide Tipped • 2 Flute

This slightly tapered bit is specifically designed for wood patternmaking, especially wood vacuum-forming molds where draft (3°, 5° and 7° taper) is required for releasing the styrene or other plastic from the mold. It can be used to bevel the leading edge on a door.



ØD	ØD1	a°	B	Ød	L	Tool No.
1/2	3/8	3°	1-1/4	1/2	3-1/8	42420
19/32	3/8	5°	1-1/4	1/2	3-5/32	42422
13/16	3/8	7°	1-1/4	1/2	3-5/32	42424
3/4	1/2	3°	2-1/8	1/2	4-5/8	47144 ⚠

Warning: Not for use in CNC machines.

Replacement bearing for #47144 use #47706.

CNC PLASTIC CUTTING INSERT CARBIDE SYSTEM

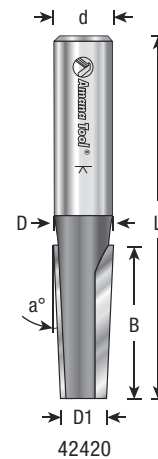
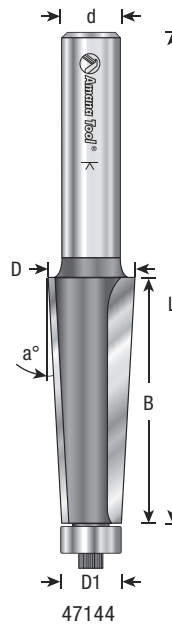

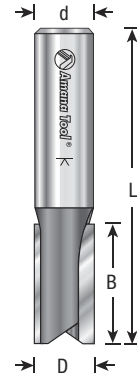
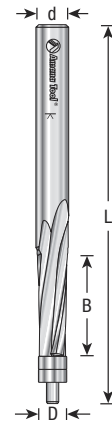
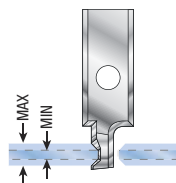
The most innovative time-saving system for cutting and chamfering in plastics.

1 Flute

Thirteen unique insert knife profiles produce smooth, chip-free cuts and last at least twice as long as comparable solid carbide bits.

These industrial quality knives allow the user to both cut & chamfer the top and bottoms of Plexiglas® or styrene sheets in one action. The knives fit the In-Groove™ tool bodies which are expertly balanced to provide superior cutting results.


For more information visit www.amanatool.com/inplastic



Vacuum-forming mold (wooden)



INDUSTRIAL
Composite
cutting solutions!





CNC COMPRESSION HONEYCOMB CUTTING

Solid Carbide • 6 Flute

Compression router bits provide a burr-free top and bottom finish, providing that the workpiece is thicker than 0.250". For optimal cutting results use mist lubricant system or air cooling.

ZrN COATED BITS

Excellent for cutting:

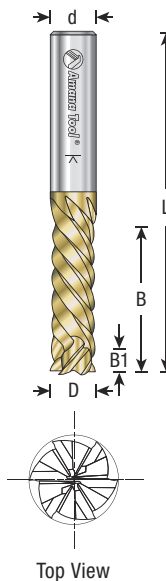
- BioBoard™
- Falconboard®
- Aluminum Honeycomb Panel (AHP)
- Carbon Fiber
- Honeycomb Cardboard



ØD	B	B1	Ød	L	Tool No.
1/8	5/8	1/8	1/8	2-1/2	40301 <i>New</i>
1/4	3/4	1/4	1/4	2-1/2	46302
3/8	1-1/8	3/8	3/8	3	46303
3/8	1-1/4	1/4	3/8	3	46308
1/2	1-1/8	1/2	1/2	3	46307

Warning: Maximum RPM=28,000

CNC feed and speed available online



6 Flute

CNC HONEYCOMB CUTTING HOGGER

Solid Carbide • 6 & 8 Flute

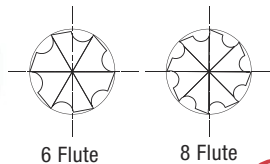
Designed to cut a large variety of honeycomb materials, hogger geometry is excellent for shredding and chip evacuation while maintaining a smooth surface.

Amana Tool's "hogger" style routers for honeycomb composites incorporate a precision-ground "knuckle" profile, allowing a freer-cutting action that reduces power requirements and less sidewall pressure in low output spindles while giving impressive gains in feed-rates. ZrN coating greatly enhances durability in highly abrasive composites.

ZrN COATED BITS

Excellent for cutting:

- Honeycomb
- Composite Materials



6 Flute

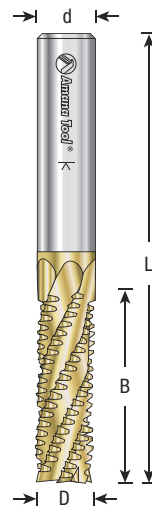
8 Flute



ØD	B	Ød	Flute	L	Tool No.
1/8	13/16	1/8	6	2-1/2	40304 <i>New</i>
1/4	3/4	1/4	6	4	40305 <i>New</i>
1/4	1-1/4	1/4	6	4	46306
3/8	2	3/8	8	4	46305
1/2	3	1/2	8	6	46309

Warning: Maximum RPM=25,000

CNC feed and speed available online





END MILL POINT DIAMOND PATTERN, COMPOSITE CUTTING

Solid Carbide • 2 Flute

This bit is designed especially for cutting fiberglass, fiberglass PCB Board, composites, phenolic and other highly abrasive materials. Works well on epoxies made with carbon, glass and composite materials. The up-cut/down-cut diamond pattern cutting edges effectively grinds through the material evenly in all directions.

Excellent for Cutting:

- Composites
- Fiberglass
- Fiberglass PCB Board
- Fiber Reinforced Plastic (FRP)
- G10 / FR-4 and G11 / FR-5 Glass Epoxy Composite Laminate Material
- Glass Reinforced Plastic (GRP)
- Glass Fiber Reinforced Polymer Plastic Materials (GFR)
- Phenolic
- Phenolic "Garolite" G-7



ØD	B	Ød	L	Type of Cut	Tool No.
1/4	3/4	1/4	2	Ultra-Fine	46099
1/4	3/4	1/4	2	Fine	46110
1/4	3/4	1/4	2	Coarse	46112
1/2	2-1/8	1/2	4	Coarse	46123

▲ **Warning:** Maximum RPM=28,000

END MILL POINT ROUGHING SPIRAL, COMPOSITE MATERIAL

Solid Carbide • Multi Flute • Down-Cut

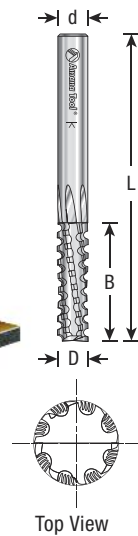

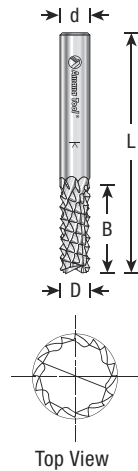
Special grade solid carbide bits feature unique grinding and multi spiral flute design. Suitable for 'roughing' cuts in hard and abrasive composite materials such as: **carbon fiber, fiberglass, fiber reinforced plastic (FRP), glass fiber reinforced polymer (GFR), Trespa®** etc. Special grade carbide for maximum durability.

Down-Cut for better clamping when machining small work pieces and improved finish on the top of the board.

For use on routers and CNC machines.



ØD	B	Ød	L	Tool No.
1/4	1	1/4	2-9/16	46133
1/2	1-21/32	1/2	3-1/4	46135



SPIRAL COMPOSITE, FIBERGLASS AND PHENOLIC CUTTING

Solid Carbide • 2 & 3 Flute

Amana's Modern Finishing Geometry (MFG) incorporates high shear, multi-flute and a ZrN coating designed for the ultimate combination of finish and tool longevity in aerospace materials. Modern-day materials present challenges to the fabricator. Using these special multi-flute edge tools featuring ZrN ceramic coating addresses these challenges with a winning geometry combination.

ZrN COATED BITS



Up-Cut

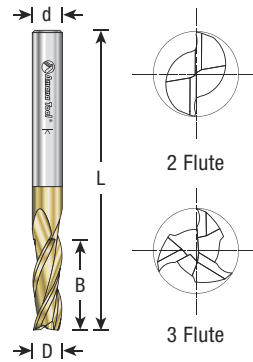
ØD	B	Ød	L	Flute	Tool No.
1.2mm	5mm	1/8	35mm	3	46093 †
1/8	1/2	1/8	2	3	46091 †
1/8	1/2	1/4	2	2	46040
1/8	1/2	1/4	2	3	46090
3/16	5/8	1/4	2	2	46042
3/16	5/8	1/4	2	3	46092
1/4	3/4	1/4	2-1/2	2	46043
1/4	3/4	1/4	2-1/2	3	46094
3/8	7/8	3/8	2-1/2	2	46045
1/2	3/4	1/2	3	2	46047 New

† Router collet reducer RB-102 (1/4 to 1/8) available for 1/8 shank bits.

Down-Cut

ØD	B	Ød	L	Flute	Tool No.
1/4	3/4	1/4	2-1/2	3	46097

CNC feed and speed available online



Excellent For Cutting:

- Acrylic Stone
- Aluminum
- Carbon Fiber Reinforced Polymer (CFRP)
- Composite
- Corian
- Coroplast®
- Fiberglass
- Fiberglass PCB Board
- HDPE
- Lexan™
- Phenolics
- Plastic
- Poly (methyl methacrylate) (PMMA)

GLASS REINFORCED PLASTIC CUTTING SPIRAL

Solid Carbide • 3 & 4 Flute

Fiberglass-impregnated materials are well known for their abrasiveness along with a tendency to fray or shred during machining along with heat created by the router bit. The response from Amana Tool® to these challenges is an extremely free-cutting, multi-edge Glass Reinforced Plastic (GRP) multi-flute tool that shears the material without shredding or imparting unnecessary heat.

ZrN COATED BITS

Excellent For Cutting:

- Carbon Fiber Reinforced Polymer (CFRP)
- Composite
- Coroplast®
- Fiberglass
- Fiberglass PCB Board
- Lexan™
- Poly (methyl methacrylate) (PMMA)



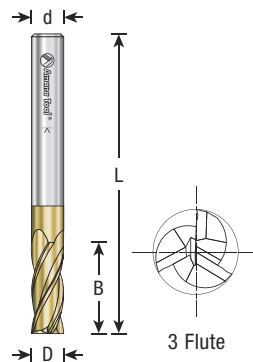
Up-Cut

ØD	B	Ød	L	Flute	Tool No.
1/8	1/2	1/4	2-1/2	3	51521
1/4	3/4	1/4	2-1/4	4	51525

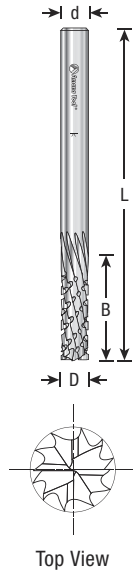

Down-Cut

ØD	B	Ød	L	Flute	Tool No.
1/8	1/2	1/4	2-1/2	3	51531
1/4	3/4	1/4	2-1/4	4	51535

CNC feed and speed available online



Tools are manufactured with high balance, that allows them to run up to 60,000 RPM. Adjust your chip load and feed rate accordingly.



CNC CARBON GRAPHITE & CARBON FIBER PANEL CUTTING SPIRAL

Solid Carbide • Down-Cut

These carbon graphite and carbon fiber cutting solid carbide router bits are designed to produce a minimum failure in composite materials such as layers separating and a significant loss of mechanical toughness.

The rapidly growing use of use of Carbon Fiber Reinforced Polymers (CFRP) necessitates tooling designed to effectively meet the challenges of such composites. Experts have recognized the need for a tool geometry combining a highly abrasion resistant carbide substrate generous fluting and an impact zone that not only "shatters" the hard carbon fibers but also keeps heat down.

These industrial router bits combat abrasion heat and the breakdown of composites for clean, accurate cuts.



ØD	B	Ød	L	Tool No.
1/8	1/2	1/8	2	46260 †
1/8	1/2	1/8	2	46260-K
3/16	5/8	3/16	2	46262
1/4	3/4	1/4	3	46264
1/4	3/4	1/4	3	46264-K
1/4	1-1/2	1/4	3	46265
3/8	1-1/8	3/8	3-1/2	46266
1/2	1-1/8	1/2	3-1/2	46267
1/2	2-1/8	1/2	4	46268

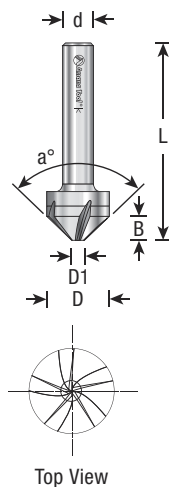
† Router collet reducer RB-102 (1/4 to 1/8) available for 1/8 shank bits.

For complete details on Spektra™ visit www.amanatool.com/spektra

CNC feed and speed available online

Excellent for Cutting:

- Carbon Fiber Panels
- CFRP
- Carbon Graphite
- Fiberglass
- Fiberglass PCB Board
- FRP
- GFR
- Plastic, PVC & Acrylic




CNC 90° COUNTERSINK COMPOSITE MATERIALS

Solid Carbide (Brazed to Steel Shank) • 5 Flute

Designed for making countersinks in composite materials. Offers long-lasting durability.

Excellent for:

- Glass Fiber Reinforced Polymer - Plastic Materials (GFR)
- Carbon Fiber Reinforced Polymer - Plastic Materials (CFRP)
- Fiber-Reinforced Plastic (FRP)
- Metal Matrix Composite (MMC)
- Honeycomb



Top View

ØD	ØD1	B	a°	Ød	L	Tool No.
1/2	3mm	5mm	90°	1/4	1-9/16	46468

CNC feed and speed available online

FIBERGLASS AND COMPOSITE

Solid Carbide • Medium Burr with End Mill Point

FiberGlass Router (FGR) burrs incorporate reciprocating diamond-fluted geometry, strong negative rake angles and generous fluting to provide the best cutting action in a wide variety of woven resin bond fiberglass and composite materials.

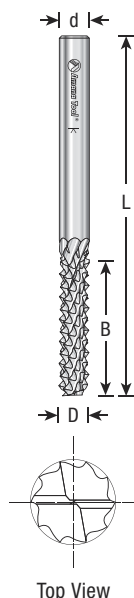
Excellent for Cutting:

- Edging and Slotting All Carbon Fiber Reinforced Polymer (CFRP)
- Composites
- Fiberglass
- Fiberglass PCB Board
- G10 / FR-4 and G11 / FR-5 Glass Epoxy Composite Laminate Material
- Fiber Reinforced Plastic (FRP)
- Glass Reinforced Plastic (GRP)
- Phenolic



ØD	B	Ød	L	Tool No.
1/8	1	1/8	2	48010 †
1/4	3/4	1/4	2-1/2	48011
1/4	1-1/8	1/4	3	48012
1/4	1-1/2	1/4	3	48014
3/8	7/8	3/8	2-1/2	48016

† Router collet reducer RB-102 (1/4 to 1/8) available for 1/8 shank bits.



FIBERGLASS AND COMPOSITE

Solid Carbide • Medium Burr with 135° Drill Point

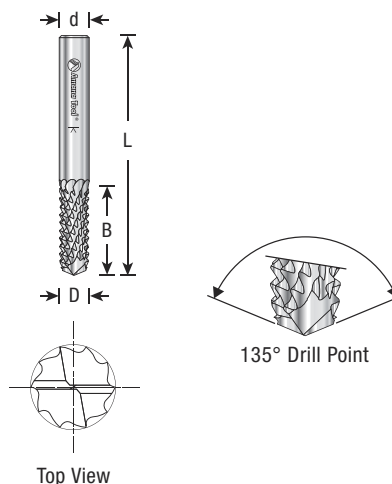
Combining the proven performance of a diamond-cut geometry with the capacity to plunge while leaving a minimum of top-side burr. 135° drillpoint minimizes part deflection on thin or otherwise unsupported work-pieces.

Excellent for Cutting:

- Edging and Slotting All Carbon Fiber Reinforced Polymer (CFRP)
- Composites
- Fiberglass
- Fiberglass PCB Board
- G10 / FR-4 and G11 / FR-5 Glass Epoxy Composite Laminate Material
- Fiber Reinforced Plastic (FRP)
- Glass Reinforced Plastic (GRP)
- Phenolic



ØD	B	Ød	L	Tool No.
1/4	3/4	1/4	2	46098
1/4	3/4	1/4	2-1/2	48001
3/8	7/8	3/8	2-1/2	48002
1/2	1	1/2	3	48003



HIGH PERFORMANCE FIBERGLASS AND COMPOSITE

Solid Carbide • Burr End

Offering an array of unique extended life Aluminum Titanium Nitride (AlTiN) coated CNC router bits for all your fiberglass application needs. AlTiN coating provides double the hardness of cutting edges resulting in quantum increases in productivity, either in terms of speed or longevity, with or without coolant. Coating helps to prevent edge failures due to vibration and shock during CNC and manual feed applications.

Multi-fluted end face for finesse in the grinding process.

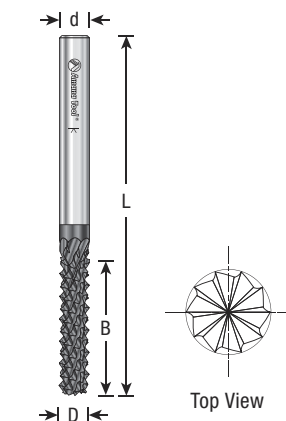
Excellent for Cutting:

- Edging and Slotting All Carbon Fiber Reinforced Polymer (CFRP)
- Composites
- Fiberglass
- Fiberglass PCB Board
- G10 / FR-4 and G11 / FR-5 Glass Epoxy Composite Laminate Material
- Fiber Reinforced Plastic (FRP)
- Glass Reinforced Plastic (GRP)
- Phenolic



ØD	B	Ød	L	Tool No.
1/8	1/2	1/8	1-1/2	48050-B †
1/4	2-1/8	1/4	4	48054-B
3/8	1	3/8	3	48055-B
1/2	1-1/8	1/2	3	48058-B

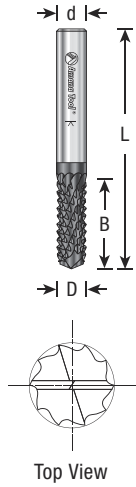
† Router collet reducer RB-102 (1/4 to 1/8) available for 1/8 shank bits.



AlTiN COATED BITS

Benefits of AlTiN Coating:

- Extra wear resistance
- Allows for faster feed & speed rates
- Cutting edge protected from wear
- Better chip evacuation
- Superior cutting quality & extended tool life
- Less heat build-up



HIGH PERFORMANCE FIBERGLASS AND COMPOSITE

Solid Carbide • 135° Drill Point

Combination drill/diamond-cut for clean vertical feed for minimum work-piece deflection.

AITiN COATED BITS

Excellent for Cutting:

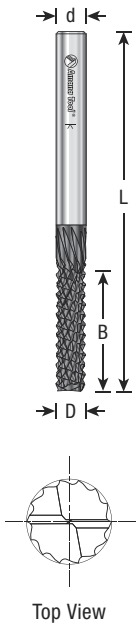
- Edging and Slotting All Carbon Fiber Reinforced Polymer (CFRP)
- Composites
- Fiberglass
- Fiberglass PCB Board
- G10 / FR-4 and G11 / FR-5 Glass Epoxy Composite Laminate Material

- Fiber Reinforced Plastic (FRP)
- Glass Reinforced Plastic (GRP)
- Phenolic



ØD	B	Ød	L	Tool No.
1/8	1/2	1/8	1-1/2	48050-D †
1/4	2-1/8	1/4	4	48054-D
3/8	1	3/8	3	48055-D
1/2	1-1/8	1/2	3	48058-D

† Router collet reducer RB-102 (1/4 to 1/8) available for 1/8 shank bits.



HIGH PERFORMANCE FIBERGLASS AND COMPOSITE

Solid Carbide • End Mill

A combination 2 flute end mill/diamond-cut router bit for improved facing finishes on fiberglass and composites.

AITiN COATED BITS

Excellent for Cutting:

- Edging and Slotting All Carbon Fiber Reinforced Polymer (CFRP)
- Composites
- Fiberglass
- Fiberglass PCB Board
- G10 / FR-4 and G11 / FR-5 Glass Epoxy Composite Laminate Material

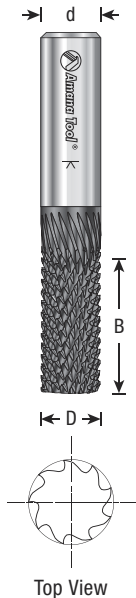
- Fiber Reinforced Plastic (FRP)
- Glass Reinforced Plastic (GRP)
- Phenolic



ØD	B	Ød	L	Tool No.
1/8	1/2	1/8	1-1/2	48050-E †
1/4	3/4	1/4	3	46486-CVD *
1/4	1	1/4	3	48052-E
1/4	2-1/8	1/4	4	48054-E
3/8	1	3/8	3	48055-E
1/2	1-1/8	1/2	3	48058-E

* Chemical Vapor Deposition (CVD) coating for longer tool life. See full details on next page.

† Router collet reducer RB-102 (1/4 to 1/8) available for 1/8 shank bits.



HIGH PERFORMANCE FIBERGLASS AND COMPOSITE

Solid Carbide • Plain End

The end of this tool has a flat surface to preserve finishes on the perpendicular face.

AITiN COATED BITS

Excellent for Cutting:

- Edging and Slotting All Carbon Fiber Reinforced Polymer (CFRP)
- Composites
- Fiberglass
- Fiberglass PCB Board
- G10 / FR-4 and G11 / FR-5 Glass Epoxy Composite Laminate Material

- Fiber Reinforced Plastic (FRP)
- Glass Reinforced Plastic (GRP)
- Phenolic



ØD	B	Ød	L	Tool No.
1/8	1/2	1/8	1-1/2	48050-N †
1/4	2-1/8	1/4	4	48054-N
3/8	1	3/8	3	48055-N
1/2	1-1/8	1/2	3	48058-N

† Router collet reducer RB-102 (1/4 to 1/8) available for 1/8 shank bits.

HIGH PERFORMANCE CVD DIAMOND COATED FIBERGLASS AND COMPOSITE New

Solid Carbide • 10 Flute • Long Lasting Router Bit/End Mill

Chemical Vapor Deposition (CVD) tools are significantly longer lasting when used on abrasive materials and therefore are perfect for long production applications.

Lower setup costs. Faster throughput times. Higher feed rates. Long tool life.

Chemical Vapor Deposition (CVD) tools are significantly longer lasting when used on abrasive materials and thus more efficient in distances processed per tool.

Excellent for Cutting:

- Edging and Slotting All Carbon Fiber Reinforced Polymer (CFRP)
- Composites
- Fiberglass
- Fiberglass PCB Board
- Fiber Reinforced Plastic (FRP)
- Glass Reinforced Plastic (GRP)
- G10 / FR-4 Glass Epoxy Composite Laminate Material
- G11 / FR-5 Glass Epoxy Composite Laminate Material
- Kevlar
- Phenolic



ØD	B	Ød	L	Tool No.
1/4	3/4	1/4	3	46486-CVD *

DIAMOND GRIT SPIRAL WITH ELECTRO-PLATED DIAMONDS

3 Flute • Down-Cut • Alloy Steel End Mill

These tools offer outstanding finishes in the most abrasive of glass fiber or Carbon-Fiber-Reinforced Polymer (CFRP) applications. Combining a down-cut spiral with ultra-abrasion resistant embedded diamonds. Excellent for superb top finishes and outstanding performance. For use on routers and machining centers with or without CNC systems. Must secure work-piece.

Excellent For Cutting:

- Carbon Fiber
- Metal Matrix Composite (MMC)
- Composites
- Carbon Fiber Reinforced Polymer (CFRP)
- Fiberglass
- Fiberglass PCB Board



ØD	B	Ød	L	Tool No.
1/4	1-1/8	1/4	3	44110
1/4	1-3/8	1/4	3	44112
3/8	1-3/8	3/8	3	44114

DIAMOND COATED FIBERGLASS, CARBON FIBER AND COMPOSITE

Flush Trim Grit with Ball Bearing • Extended Tool Life

This tool has a special diamond coating which results in longer tool life than the electro-plated brazing method. Diamond grit size is D427 (µm) / 40# (Mesh).

Used in the mobile/motor home, caravan, star wagon, trailer, coach, boat and RV industries to trim laminated fiberglass boards. Cuts fast and clean.

Excellent for Cutting:

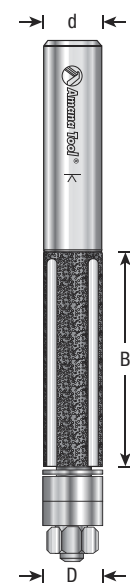
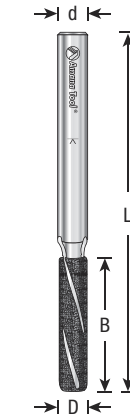
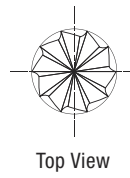
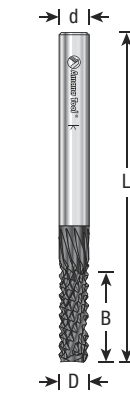
- Carbon Fiber
- Composite
- Fiberglass
- Fiberglass PCB Board
- Metal Matrix Composite (MMC)
- Carbon Fiber Reinforced Polymer (CFRP)



ØD	B	Ød	L	Repl. Bearing	Tool No.
1/4	3/4	1/4	2-9/16	47723 (1)	44101
1/4	1	1/4	2-9/16	47723 (1)	44102
3/8	1	1/4	2-5/8	47702 (1)	44103
1/2	1	1/2	3-1/4	47706 (1)	44105
1/2	1-3/4	1/2	4-1/4	47706 (2)	44100
1/2	2	1/2	4-3/8	47706 (2)	44106

Replacement Nut #67086.

Note: #44100 & #44106 feature double ball bearings



Perfect for the automotive, aviation, aerospace, boat and RV industries.

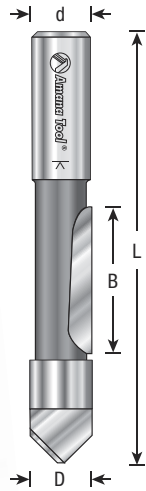



INDUSTRIAL

Panel Pilot

Router Bits

- Perfect for the RV & mobile home industry
- Perfect for construction of standard and custom designed wall panels, floor and roof trusses



PANEL PILOT

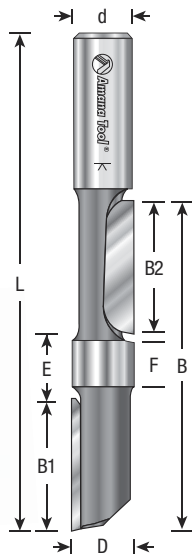

Carbide Tipped • Single Flute • Heat Treated

These panel pilot bits have a pointed tip for plunge cuts, a special grind for speed and an integral solid pilot. It is designed for fast cut-out work and is used extensively in the mobile/motor home, caravan, star wagon, trailer, coche and RV industries.

This single-flute version cuts fast and produces an excellent finish.



ØD	B	Ød	L	Tool No.
1/4	3/4	1/4	2-1/2	45506
3/8	1	1/4	2-7/8	45507
3/8	1	3/8	3	45508
1/2	1-3/16	1/2	3-1/2	45510
1/2	2	1/2	4-3/4	45511



STAGGER TOOTH PLUNGE PANEL

Carbide Tipped with Center Pilot • Heat Treated

This version of the panel pilot bit has a stagger-tooth configuration for fast, clean cuts, coupled with a solid pilot between the cutting edges. Designed specifically for the caravan, star wagon, trailer, coach, mobile/motor home and RV-manufacturing industries to cut openings in ceilings and sidewalls. It can be used in any setup that has a template between the materials to be cut.



ØD	B	E	F	B1	B2	Ød	L	Tool No.
1/2	2-13/16	3/8	1/2	1-1/8	1-3/16	1/2	4-1/4	51314
1/2	2-13/16	3/8	1/2	1-1/8	1-3/16	1/2	5	51319
1/2	2-1/2	9/32	3/8	1-1/8	1	1/2	4	51321

PANEL PILOT

High Speed Steel (HSS) • Single Flute

The ultimate boring/pilot bit! These HSS panel pilot bits are long lasting and perfect for mobile/motor homes, modular homes, caravans, star wagons, trailers, coaches, RV industries and shed manufacturers.

Perfect for wood panels, vinyl coated panels and aluminum layered material.




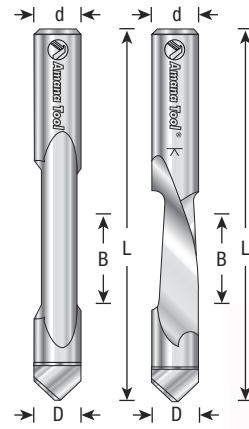
Straight

ØD	B	Ød	L	Tool No.
1/4	5/8	1/4	2-3/4	HSS11004
3/8	7/8	3/8	3-1/8	HSS11002
1/2	1	1/2	3-5/8	HSS11006

Spiral

The 'Down-Cut' design ejects the chips away from the operator. Perfect for drywall, wallboard, vinyl coated panels, aluminum and plywood sandwich panels.

ØD	B	Ød	L	Tool No.
1/4	5/8	1/4	2-3/4	HSS11003
3/8	3/4	3/8	3-1/8	HSS11001
1/2	1	1/2	3-1/2	HSS11005




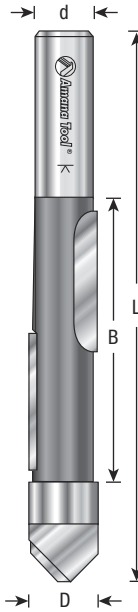
STAGGER TOOTH PANEL PILOT

Carbide Tipped with Plunge Point

Stagger tooth version of our standard two-flute panel pilot which gives greater speed and stock removal than our single-flute with the strength of a two-flute bit.



ØD	B	Ød	L	Tool No.
5/8	2-1/4	1/2	4-3/4	45520



STAGGER TOOTH PLUNGE CUTTING

Carbide Tipped

Two cutting edges spaced 180 degrees apart, each half the length of its flute. One extends from the tip to the middle of the flute, the other from the middle to end. The configuration combines the cutting speed and chip clearance of a single-flute bit with the finish of a double-flute bit. Excellent bit for cutting dense or abrasive man-made materials and panel goods.

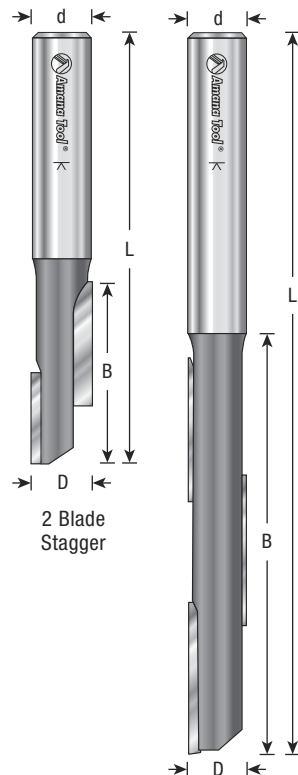


2 Blade Stagger

ØD	B	Ød	L	Tool No.
1/4	1	1/4	2-1/4	51300
3/8	1-3/8	3/8	3	51302
3/8	1-1/2	1/2	3-1/8	51304
1/2	1-1/2	1/2	3-1/8	51306
1/2	2	1/2	4-1/4	51308
1/2	2-1/8	1/2	4-1/4	51309
1/2	2-1/4	1/2	4-1/2	51310
1/2	2-1/2	1/2	4-1/2	51311
1/2	2-5/8	1/2	4-3/4	51313
1/2	2-5/8	1/2	5-1/2	51323
5/8	2	1/2	4	51315

Extra Long 3 Blade Stagger

ØD	B	Ød	L	Tool No.
1/2	3-1/2	1/2	6-1/4	51325





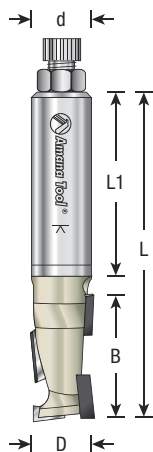
INDUSTRIAL

Diamond

Polycrystalline Diamond (PCD)

- **Harder cut edge provides high wear resistance**
- **Cut thousands of feet more than carbide without changing the tool which saves setup time**
- **Optimized machine tool efficiency**
- **Quality of finish is often significantly improved**

If you're looking for the ultimate in tooling, you've found it! Our Polycrystalline Diamond (PCD) tipped router bits will cut a wide variety of tough, abrasive materials including composites, particleboard, MDF (both raw or with melamine), veneer, hardwoods, plastic and solid surface. The cutting edge lasts much longer than carbide for extremely long life.



CNC PCD COMPRESSION UP/DOWN SHEAR

Diamond Tipped with Plunge Point • Right Hand Rotation

Diamond is the hardest material on the earth. PCD tooling is manufactured in a high-temperature and high-pressure laboratory that fuses diamond particles onto a carbide substrate, which allows the diamond to be brazed onto a tool body. Compression with carbide plunge point. For grooving, jointing & rabbeting in composite materials (particleboard, MDF both raw or with melamine, veneer, hardwood, etc). Up/Down-shear for double sided material.

Excellent for Cutting:

- Aluminum
- Aluminum Composites
- Aluminum Composite Material (ACM)
- Composites
- Composite Panels
- Custom Composite Materials (CCM)
- Fiberglass
- Fiberglass PCB Board
- Fiberglass Reinforced Composites
- Fiber-Reinforced Urethane
- Fiber-Reinforced Structural Foam Floors
- Hard and Soft Wood
- Lightweight Composites
- MDF & Laminate
- Plastic



ØD	B	Ød	L1	L	Max RPM	Tool No.
1/2	1	1/2	1-3/8	2-3/4	30,000	DRB-200
1/2	1-3/8	1/2	1-3/4	3-3/4	30,000	DRB-208
5/8	1	1/2	1-3/8	2-7/8	27,000	DRB-212
5/8	1-5/8	5/8	1-3/4	4	27,000	DRB-216
3/4	1-3/8	3/4	2	3-3/4	24,000	DRB-224



CNC feed and speed available online





PCD CNC ENGRAVING, V-GROOVING AND CHAMFERING

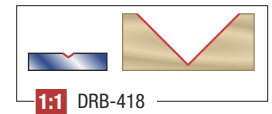
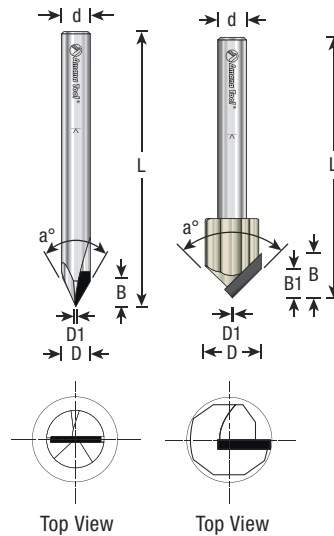
Diamond Tipped

Excellent for V-Grooving and Chamfering:

- Aluminum Composite Material (ACM)
- Carbon Fiber
- Composites
- Hardwood
- Laminate Chipboard and MDF
- Softwood
- Solid Surface
- Synthetic and Homogenous Marble
- Plywood Veneer

Excellent for Engraving:

- ACM
- Aluminum, Brass & Copper
- Aluminum Composites
- Carbon Fiber
- Composites
- Hardwood
- HDPE
- King Starboard®/
Marine Building Material
- Laminate Chipboard and MDF
- Metal Alloys that don't contain Iron
- PCB Board
- Phenolic
- Plastics
- Plywood Veneer
- Softwood
- Solid Surface
- Synthetic and Homogenous Marble
- Titanium



a°	ØD	D1	B	B1	Ød	Flute	L	Tool No.
60°	1/4	0.005	1/8	-	1/4	2	2-3/8	DRB-416
90°	1/2	0.10	3/8	1/4	1/4	1	2-1/4	DRB-418 <i>New</i>

Warning: Maximum recommended material depth in one pass varies from 0.5mm - 3.0mm depending on the hardness of the material. The harder the material the less the depth.



CNC feed and speed available online



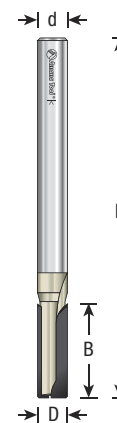
PCD DOUBLE FLUTE STRAIGHT PLUNGE

Diamond Tipped • 2 Flute

Excellent for cutting composite panels and fiberglass. The diamond-tipped cutting edges lasts much longer than carbide-tipped tooling. In the long-run, PCD is the most economical choice.

Excellent for Cutting:

- Aluminum
- Aluminum Composites
- Aluminum Composite Material (ACM)
- Composites
- Composite Panel
- Custom Composite Materials
- Fiberglass
- Fiberglass Reinforced Composites
- Fiber-Reinforced Structural Foam Floors
- Fiber-Reinforced Urethane
- Laminate
- Lightweight Composites
- MDF
- Particleboard
- Plywood Veneer



ØD	B	Ød	L	Tool No.
1/4	3/4	1/4	3	DRB-420
1/2	3/4	1/2	4	DRB-424

Warning: Maximum RPM=12,000



CNC feed and speed available online





PCD ACM DOUBLE EDGE FOLDING

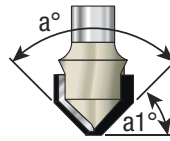
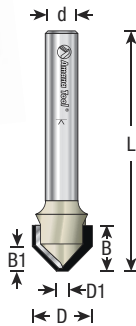
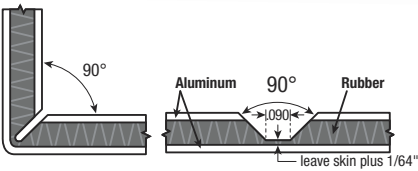
V-Groove for Shaping Aluminum Composite Material Panels
2 Flute • Diamond Tipped

Designed for shaping Aluminum Composite (sandwich) Materials with 90° angle V-grooves with flat bottom. Widely used for cladding many diverse exterior and interior applications. The long lasting durability of the material makes it an excellent choice for buildings, signage, displays, etc. Routing V-shaped grooves, whereby the aluminum cover and a part of the polyethylene core is removed, allows for folding the remaining material. Ideal for wall panel fabrication.

PCD provides excellent cutting surfaces and extremely long life. Also optimal for panels with mineral core which may meet fire regulations.

Excellent for Cutting and Scoring:

- Acetate
- Aluminum, Clay, Brass, Bronze, Zinc & Wood Composite Panels
- ACM
- Aluminum Composite Panel (ACP)
- ALPOLIC® Copper Composite Material (CCM)
- Alucobond®
- Alupanel®
- Bakelite
- Dibond®
- Durabond
- e-panel™
- Etalbond®
- Nylon
- Phenolics
- Plastic/Acrylic
- Plexiglas®
- PVC
- Titanium Composite Material (TCM)
- Wood



a°	a1°	ØD	ØD1	B	B1	Ød	L	Tool No.
90°	45°	1/2	0.090 (2.3mm)	3/8	13/64	1/4	2	DRB-450

PDF CNC feed and speed available online



CNC PCD BALL NOSE New


Diamond Tipped • 2 Flute

If you're looking for the ultimate in tooling you've found it! Our PCD ball nose router bits are designed to eliminate tool marks that commonly appear when used with plastic and solid surface materials. The cutting edge lasts much longer than carbide for extremely long life.

Diamond is the hardest material on the earth. PCD tooling is manufactured in a high-temperature and high-pressure laboratory that fuses diamond particles onto a carbide substrate which allows the diamond to be brazed onto a tool body.

Excellent for Cutting:

- Carbon Fiber Reinforced Plastic (CFRP)
- Composites
- Plastic
- Wood



R	ØD	B	Ød	L	Tool No.
1/8	1/4	3/8	1/4	2-1/2	DRB-432
3/16	3/8	1/2	3/8	3	DRB-433

Warning: Maximum RPM=18,000

PDF CNC feed and speed available online





CNC PCD SPOILBOARD SURFACING & RABBETING

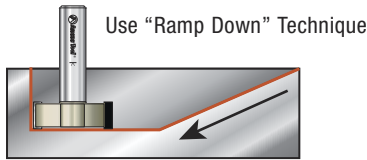
Diamond Tipped • 2 Flute

Diamond is the hardest material on the earth. PCD tooling is manufactured in a high-temperature and high-pressure laboratory that fuses diamond particles onto a carbide substrate which allows the diamond to be brazed onto a tool body.

If you're looking for the ultimate in tooling you've found it! Our PCD tipped compression CNC router bits will groove joint rabbet and surface plane a wide variety of tough abrasive materials including composites, particleboard, MDF (both raw or with melamine) veneer and hardwoods. The cutting edge lasts much longer than carbide for extremely long life.

Excellent for Cutting:

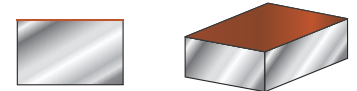
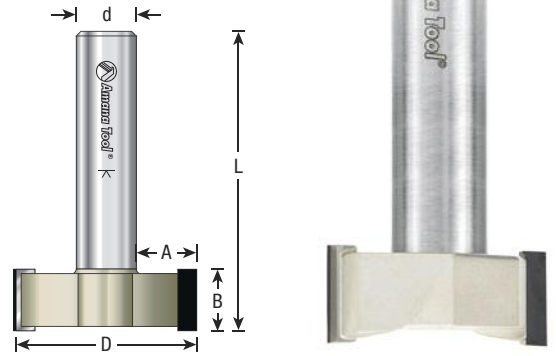
- Aluminum, Bronze & Copper
- Aluminum Composites
- ACM
- Composites
- MDF
- Particleboard
- Plywood Veneer
- Wood



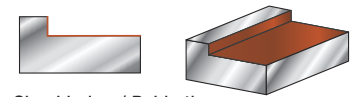
ØD	B	A	Ød	L	Tool No.
1-1/2	1/2	3/8	1/2	2-1/2	DRB-440



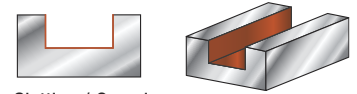
CNC feed and speed available online



Milling / Surfacing / Facing



Shouldering / Rabbeting



Slotting / Grooving



CNC PCD T-SLOT

Diamond Tipped • 2 Flute

T-Slot diamond tipped router (standard T-Slot). Re-sharpen one to two times. Right hand rotation. The diamond-tipped cutting edges lasts much longer than carbide-tipped tooling. In the long-run, PCD is the most economical choice.

If you're looking for the ultimate in tooling you've found it! Our PCD tipped T-slot CNC router bits will groove a wide variety of tough abrasive materials including composites, particleboard, MDF (both raw or with melamine) veneer and hardwoods.

Excellent for Cutting:

- Aluminum
- Aluminum Composites
- Aluminum Composite Material (ACM)
- Composites
- Hardwood
- MDF
- Melamine
- Particle Board

Benefits of PCD Technology

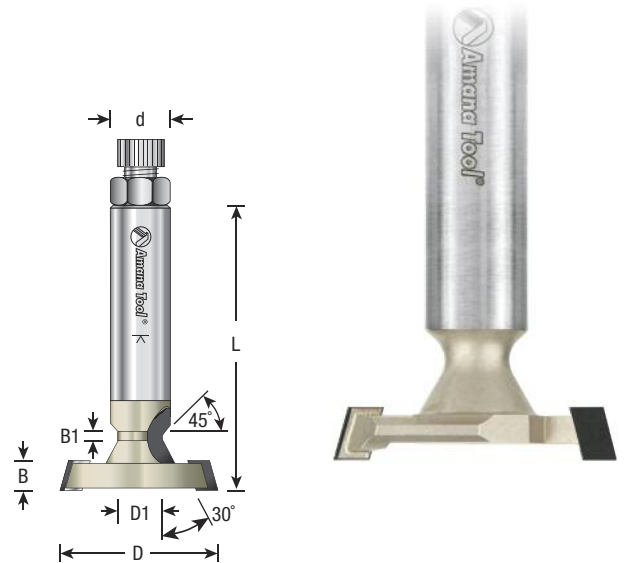
- Harder cutting edge provides higher resistance to wear
- Cut thousands of feet more than carbide without changing tool, saving setup time
- Optimized machine tool efficiency
- Quality of finish is often significantly improved

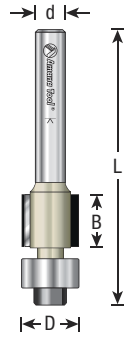


ØD	B	D1	# of blades	B1	Ød	L	Max RPM	Tool No.
1-3/8	1/4	3/8	2+1	1/16	1/2	2-3/8	30,000	DRB-300-RH



CNC feed and speed available online





PCD FLUSH TRIM FOR MDF/LAMINATE, ACM & ALUMINUM

Diamond Tipped • 2 Flute with Ball Bearing Guide

Diamond is the hardest material on the earth. PCD tooling is manufactured in a high-temperature and high-pressure laboratory that fuses diamond particles onto a carbide substrate, which allows the diamond to be brazed onto a tool body.

If you're looking for the ultimate in tooling, you've found it! Amana's PCD tipped flush trim CNC router bits will trim a wide variety of tough, abrasive materials including composites, particleboard, MDF (both raw or with melamine), veneer and hardwoods. The cutting edge lasts much longer than carbide for extremely long life.

The ultimate flush trim bit for ACM and aluminum. The diamond-tipped cutting edges last much longer than carbide-tipped flush trims, saving you time and money.

Excellent for Flush Trimming:

- ACM
- ACP
- Aluminum, Clay, Zinc & Wood Composite Panels
- Aluminum
- ALPOLIC® CCM
- Alucobond®
- Alupanel®
- Composites
- Composite Materials
- Dibond®
- Durabond**
- e-panel™
- Etalbond®
- Fiber-Reinforced Urethane
- Fiber-Reinforced Structural Foam Floors
- Fiberglass Reinforced Composites
- Lightweight Composites
- MDF Laminates
- TCM

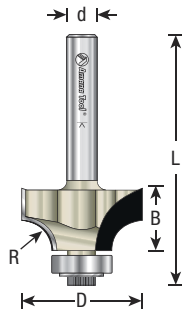
Benefits of PCD Technology

- Harder cutting edge provides higher resistance to wear
- Cut thousands of feet more than carbide without changing tool, saving setup time
- Optimized machine tool efficiency
- Quality of finish is often significantly improved



ØD	B	Ød	L	Tool No.
1/2	7/16	1/4	2-19/64	DRB-400
1/2	1	1/4	2-53/64	DRB-404

Replacement parts: Bearing #47706; Screw #67018; Washer #67082.



PCD CORNER ROUND ROUTER BITS

Diamond Tipped • 2 Flute with 1/2" Diameter Ball Bearing

If you are looking for the ultimate in tooling, you have found it. Our diamond router bits will cut a wide variety of tough, abrasive materials. The cutting edge lasts much longer than carbide-tipped tooling. In the long-run, PCD is the most economical choice.

Excellent for Corner Rounding:

- Aluminum
- Aluminum Composites
- ACM
- Chipboard
- Composites
- Custom Composite Materials
- Fiberglass Reinforced Composites
- Fiber-Reinforced Structural Foam Floors
- Fiber-Reinforced Urethane
- Lightweight Composites
- Laminates
- MDF
- Wood



ØD	R	B	Ød	L	RPM	Tool No.
1	1/4	1/2	1/4	2-1/16	24,000	DRB-504

Replacement parts: Bearing #47706; Screw #67096; Washer #67082.

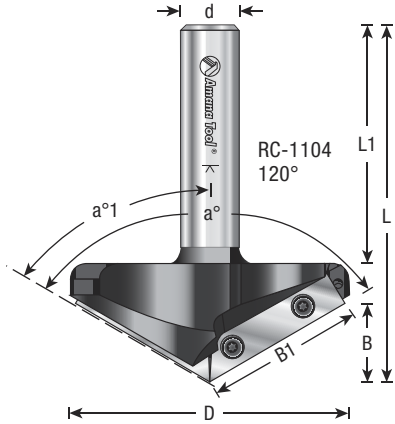
CNC V-GROOVE, MITER FOLD, SIGNMAKING & LETTERING - 1/4" & 1/2" SHANK

Insert Carbide • Single Flute & 2 Flute • 40° to 160°

Designed for V-Grooving, signmaking, lettering, miter folding and chamfering your material to a perfect joint! Excellent solution for etching. General purpose knives included.



Tool holder sold separately.



RC-1102
90°



a°	a°1	ØD	B	B1	Flute	Cutting Edges	Ød	L1	L	Gen. Purpose Repl. Knife	Optional MDF Repl. Knife	Torx Screw	Max RPM	Tool No.
40°	20°	47/64	1	1- 1/16	1	1	1/2	1-1/2	2-9/16	RCK-57	RCK-367	67117	28,000	RC-1040
45°	22.5°	13/16	63/64	1- 1/16	1	1	1/4	1-3/8	2-5/16	RCK-56	RCK-350	67117	35,000	RC-1145
45°	22.5°	13/16	1	1- 1/16	1	1	1/2	1-3/8	2-3/8	RCK-56	RCK-350	67117	24,000	RC-1045
45°	22.5°	13/16	1	1- 1/16	1	1	1/2	2-1/2	3-21/32	RCK-56	RCK-350	67117	18,000	RC-1049
46°	23°	27/32	63/64	1- 1/16	1	1	1/2	1-3/8	2-3/8	RCK-56	RCK-350	67117	24,000	RC-1047
50°	25°	7/8	31/32	1- 1/16	1	1	1/2	1-1/2	2-9/16	RCK-56	RCK-350	67117	22,000	RC-1046
60°	30°	1-1/32	29/32	1- 1/16	1	1	1/2	1-3/8	2-7/16	RCK-56	RCK-350	67117	24,000	RC-1108
60°	30°	1-1/16	59/64	1- 1/16	1	1	1/4	1-1/8	2-25/64	RCK-56	RCK-350	67117	24,000	RC-1148 <i>New</i>
70°	35°	1-7/32	7/8	1- 1/16	1	1	1/2	1-1/2	2-9/16	RCK-56	RCK-350	67117	18,000	RC-1048
72°	36°	1-1/4	7/8	1- 1/16	1	1	1/2	1-1/2	2-19/32	RCK-56	RCK-350	67117	18,000	RC-1072 *
90°	45°	1-1/2	3/4	1- 1/16	1	2	1/4	1-3/8	2-5/8	RCK-134	RCK-351	67117	35,000	RC-1142 <i>New</i>
90°	45°	1-1/2	3/4	1- 1/16	1	2	1/2	1-25/32	3	RCK-134	RCK-351	67117	18,000	RC-1102
91°	45.5°	1-1/2	3/4	1- 3/64	1	2	1/4	1-3/8	2-19/32	RCK-119	RCK-352	67117	18,000	RC-1140 <i>New</i>
91°	45.5°	1-1/2	3/4	1- 1/16	1	2	1/2	1-25/32	3	RCK-119	RCK-352	67117	18,000	RC-1100
100°	50°	1-5/8	11/16	1- 1/16	1	2	1/2	1-25/32	3-3/16	RCK-119	RCK-352	67117	18,000	RC-1103
110°	55°	1-3/4	5/8	1- 1/16	1	2	1/2	2	3-3/16	RCK-119	RCK-352	67117	18,000	RC-1105
120°	60°	2-1/32	9/16	1-5/32	2	1	1/2	2	3-1/16	RCK-136	RCK-353	67139	18,000	RC-1104 †
130°	65°	2-1/8	1/2	1-5/32	2	1	1/2	2	3	RCK-137	RCK-354	67115	22,000	RC-1107
140°	70°	2-13/64	13/32	1-11/64	2	1	1/2	2	3-1/16	RCK-59	RCK-346	67117	18,000	RC-1110
150°	75°	2-1/4	19/64	1-5/32	2	1	1/2	2	2-15/16	RCK-137	RCK-354	67115	22,000	RC-1106
140°	70°	3-5/64	1/2	1-1/2	2	1	1/2	1-31/32	3-3/16	RCK-347	—	67139	16,000	RC-1111 <i>New</i>
160°	80°	2-5/16	13/64	1-5/32	2	1	1/2	2	2-25/32	RCK-137	RCK-354	67115	22,000	RC-1109

* This tool will make 5 sided box. † RC-1104 is suitable for cutting Cristal Plexiglas®.


For the best finishing results, blow cold air on the cut area while cutting, with a low feed rate of 500-1,000mm/min at RPM 6,000-10,000.

Item #'s RC-1100, RC-1102, RC-1103, RC-1105 & RC-1142 allows you to get two uses out of each insert. Once insert knife show signs of wear you can rotate the insert for a brand new cutting edge.

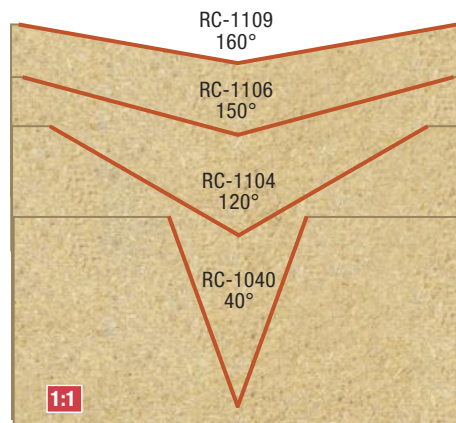
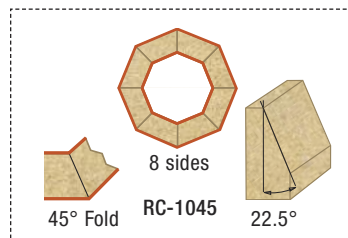
For material cut list see next page.



CNC feed and speed available online



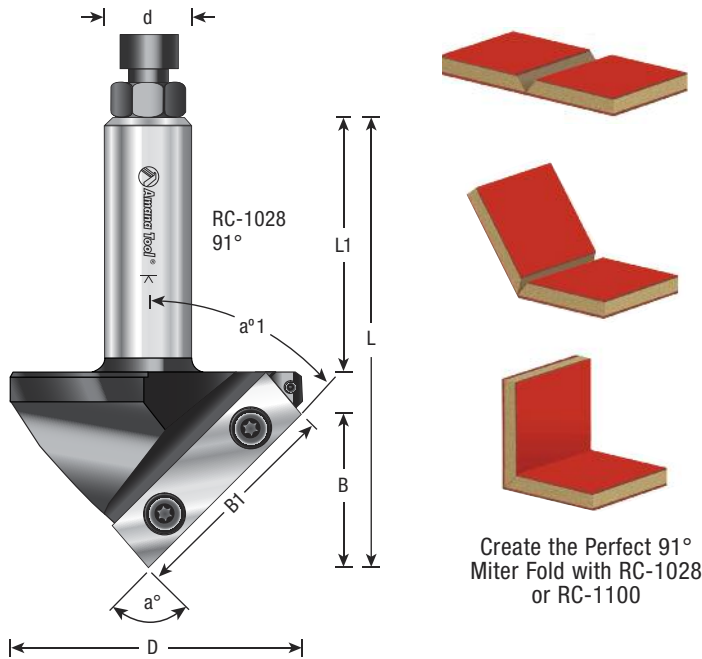
V-Groove, Engrave and Chamfer Cuts



CNC V-GROOVE, MITER FOLD, SIGMAKING & LETTERING - 3/4" SHANK

Insert Carbide • Single Flute & 2 Flute • 45° to 150°

Innovative CNC tool design uses the highest grade carbide insert knives. Designed for V-Grooving, signmaking, lettering, miter folding and chamfering your material to a perfect joint! Excellent solution for etching. Complete with general purpose knives.



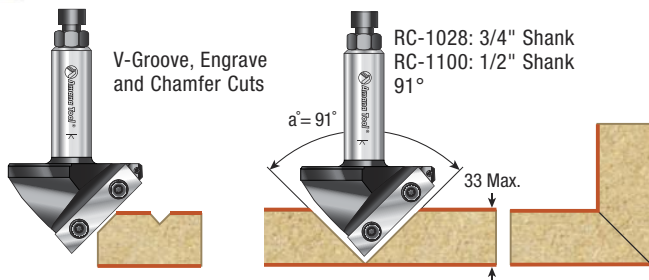
a°	a°1	ØD	B	B1	Flute Edges	Ød	L1	L	Gen. Purpose Repl. Knife	Optional MDF Repl. Knife	Torx Screw	Max RPM	Tool No.
45°	22.5°	1-1/2	1-3/4	1-15/16	1	3/4	2-3/16	4-1/4	RCK-58	RCK-349	67117	18,000	RC-1031 ★
90°	45°	2-5/8	1-9/32	1-27/32	1	3/4	2-5/32	3-13/16	RCK-133	RCK-355	67110	18,000	RC-1030 ★
90°	45°	3	1-1/2	2-1/8	1	3/4	2-1/8	4-23/64	RCK-138	RCK-359	67115	18,000	RC-1034 ★
91°	45.5°	2-5/8	1-5/16	1-3/8	1	3/4	2-3/8	3-7/8	RCK-117	RCK-356	67110	18,000	RC-1028 ★
150°	75°	3-25/32	1/2	1-31/32	2	3/4	2-3/8	3-1/2	RCK-112	RCK-357	67115	13,000	RC-1027 ★

★Warning: These tools have an open flute design (not anti-kickback) and are intended for high feed-rate CNC machine use only. Do not use in portable routers.

▲ Warning: For maximum RPM visit www.amanatool.com

Item #'s RC-1028, RC-1030 & RC-1034 allows you to get two uses out of each insert. Once knife show signs of wear you can rotate the insert for a new cutting edge.

CNC feed and speed available online



Excellent For Cutting:

- Foam
- King ColorCore®, The Multi-Color Engravable Polymer Sheet.
- Laminate
- Melamine
- MDF/HDF
- Plastic
- Sign Board
- Solid Surface
- Veneered Plywood
- Wood
- Xanita® Board*
- 20lbs High Density Urethane

Excellent For Engraving:

- Aluminum
- Brass
- Bronze
- Copper
- Gold
- Silver
- Carbon Fiber

*When working with Xanita LightBoard panel (X-board®, X-board® plus) we recommend using MDF knives for better results.



Folding Shaper Cutter
See page 360



INDUSTRIAL

In-Groove™

CNC Insert Engraving System

1 Flute • For Signmaking, Lettering & Engraving

Industrial quality insert carbide knives produce crisp, clean cuts and last at least twice as long as comparable solid carbide bits.

This engraving system was engineered to quickly interchange inserts while tool body can remain mounted in CNC machine. This minimizes downtime and helps to maintain consistent cutting accuracy. CNC Tool bodies are expertly balanced for virtually no vibration to provide superior cutting results.

Excellent For Cutting:

- Laminated Materials
- Veneers
- MDF
- Plastics
- Softwood
- Hardwood
- Phenolic
- Solid Surface
- Carbon Fiber
- PCB Board
- HDPE
- King Starboard®
- Aluminum (V-Tip only)
- Brass (V-Tip only)
- Copper (V-Tip only)




CNC INSERT CARBIDE ENGRAVING SYSTEM SETS

The 8-piece In-Groove collection contains industrial-quality insert carbide knives that can quickly and easily be interchanged while the tool body remains mounted in the CNC machine, minimizing downtime and helping maintain consistent cutting accuracy.



Description	Shank	Overall Length	Tool No.
8-Piece In-Groove Set	1/4	2-1/2	AMS-210
8-Piece In-Groove Set	1/2	2-1/2	AMS-209



Knives Included with Each Set

QTY	Description
1	Corner Round/Bead Groove Insert Carbide Knife
1	Straight Insert Carbide Knife
3	30° V-Tip Insert Carbide Knives
1	60° V-Tip Insert Carbide Knife
1	1/16" Radius Core Box Insert Carbide Knife



AMS-209

CNC feed and speed available online

CNC IN-GROOVE™ INSERT ENGRAVING TOOL BODY

Solid carbide insert carbide knives produce crisp, clean cuts and last at least twice as long as comparable solid carbide bits. This industrial engraving tool body was engineered to quickly interchange inserts while the tool body remains mounted in your CNC machine. This minimizes downtime and helps to maintain consistent cutting accuracy. Insert knives sold separately.

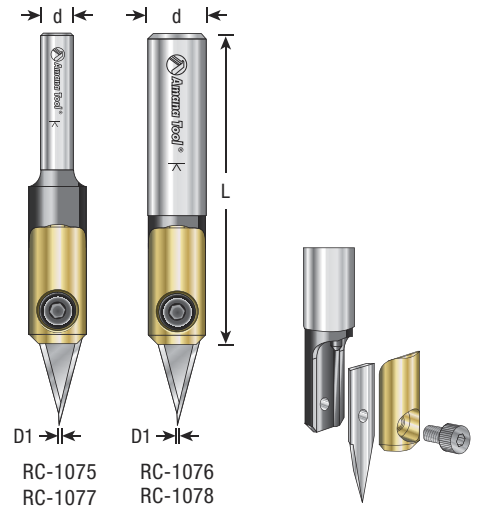
CNC tool bodies are expertly balanced for virtually no vibration for superior cutting results.



Tool Body Shank	Overall Length	Tool No.
6mm	2-1/2	RC-1077 *
1/4	2-1/2	RC-1075 *
12mm	2-1/2	RC-1078 *
1/2	2-1/2	RC-1076 *

* Insert knives sold separately.

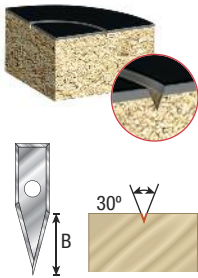
Replacement parts: Hex key #5004; Screw #67127.



REPLACEMENT IN-GROOVE™ INSERT CARBIDE KNIVES

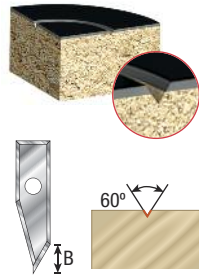
30° V-TIPS

Tip Width	B	Tool No.
0.005	16mm(5/8)	RCK-360
0.010	16mm(5/8)	RCK-361
0.020	16mm(5/8)	RCK-362
0.030	16mm(5/8)	RCK-363
0.040	16mm(5/8)	RCK-364
0.060	16mm(5/8)	RCK-366
0.090	16mm(5/8)	RCK-369



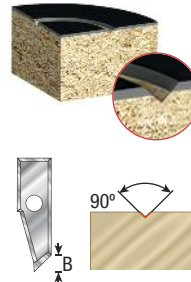
60° V-TIPS

Tip Width	B	Tool No.
0.005	7.5mm(9/32)	RCK-380
0.010	7.5mm(9/32)	RCK-381
0.020	7.5mm(9/32)	RCK-382
0.030	7.5mm(9/32)	RCK-383
0.040	7.5mm(9/32)	RCK-384
0.060	7.5mm(9/32)	RCK-385
0.090	7.5mm(9/32)	RCK-386




90° V-TIPS

Tip Width	B	Tool No.
0.005	4mm(5/32)	RCK-390
0.010	4mm(5/32)	RCK-391
0.020	4mm(5/32)	RCK-392
0.040	4mm(5/32)	RCK-393




STRAIGHT PLUNGE

Tip Width	B	Tool No.
1/8	5mm(3/16)	RCK-400
3/16	6mm(15/64)	RCK-402
1/4	7mm(9/32)	RCK-404
5/16	8mm(5/16)	RCK-406




CORE BOX

Radius	B	Tool No.
1/16	5mm(3/16)	RCK-420
3/32	6mm(15/64)	RCK-422
1/8	7mm(9/32)	RCK-424
5/32	8mm(5/16)	RCK-426



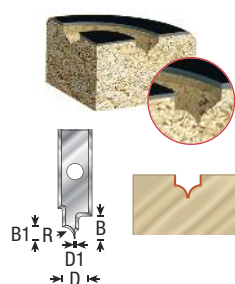
CORNER ROUND

Radius	B	Tool No.
1/16	8mm(5/16)	RCK-410
3/32	8mm(5/16)	RCK-412
1/8	8mm(5/16)	RCK-414



POINT ROUND OVER

R	D	D1	B	B1	Tool No.
1/8	17/64	1/64	15/64	1/8	RCK-416 <i>New</i>



Plastic Cutting Knives Available
Visit www.amanatool.com/inplastic

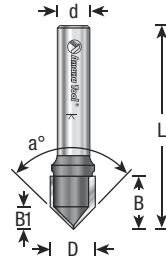
CNC feed and speed available online




V-GROOVE SIGNMAKING & LETTERING

Carbide Tipped • Single, 2 & 3 Flute

Cut decorative V-Grooves and lettering on signs with these bits. Use with an edge guide to chamfer and bevel edges.



a°	ØD	B	B1	Ød	L	Flute	Tool No.
60°	1/4	1/8	—	1/4	2-3/8	2	DRB-416
60°	1/4	31/64	7/32	1/4	2	3	45624 *
60°	1/2	5/8	7/16	1/4	1-3/4	2	45705 †
60°	1/2	5/8	27/64	1/2	2-1/4	2	45706 †
90°	1/4	9/16	1/8	1/4	1-1/2	2	45625 *
90°	3/8	7/16	3/16	1/4	1-5/8	2	45700
90°	3/8	7/16	3/16	1/2	2	2	45702
90°	1/2	3/8	1/4	1/4	2-1/4	1	DRB-418
90°	1/2	1/2	1/4	1/4	1-5/8	2	45704
90°	1/2	1/2	1/4	1/2	2-1/8	2	45708
90°	5/8	1/2	5/16	1/4	1-5/8	2	45710
90°	5/8	1/2	5/16	1/2	2	2	45712
90°	3/4	5/8	3/8	1/4	1-3/4	2	45714
90°	3/4	5/8	3/8	1/2	2-1/8	2	45716
90°	7/8	5/8	7/16	1/4	1-7/8	2	45718
90°	7/8	5/8	7/16	1/2	2-1/4	2	45720
90°	1	5/8	1/2	1/4	1-7/8	2	45722
90°	1	5/8	1/2	1/2	2-1/4	2	45724
90°	1-1/4	3/4	5/8	1/2	2-1/2	2	45726
90°	1-1/4	15/16	5/8	1/4	2-13/64	2	45751
90°	1-1/2	1	3/4	1/2	2-3/4	2	45728
90°	2	1-3/4	1	1/2	3-1/4	2	45732
100°	1-1/4	53/64	17/32	1/4	2-3/32	2	45752
110°	1-1/4	47/64	7/16	1/4	2	2	45754
110°	32mm	18.8mm	10mm	6mm	50.8mm	2	45740
120°	1-1/4	21/32	23/64	1/4	1-59/64	2	45756
120°	32mm	16.7mm	11mm	6mm	48.8mm	2	45742
130°	1-1/4	31/64	9/32	1/4	1-3/4	2	45758
130°	32mm	12.3mm	9.5mm	6mm	44.3mm	2	45744
140°	32mm	12.1mm	7mm	6mm	44.1mm	2	45746
150°	1-1/4	7/16	11/64	1/4	1-11/16	2	45770
150°	32mm	11mm	6mm	6mm	43mm	2	45748



Warning: Maximum RPM 10=10,000; 12=12,000

† 2 flute 60° V-Groove bit designed for lettering, signmaking and decorative work. * Solid Carbide

Polycrystalline Diamond (PCD) for extremely long life. Maximum recommended material depth in one pass varies from 0.5mm to 3.0mm depends on the hardness. The harder the material, the less depth.

Use in a table-mounted router. **Not for use in a handheld router!**

60° V-GROOVE SIGNMAKING AND LETTERING

Solid Carbide Cutting Head • Single & 3 Flute

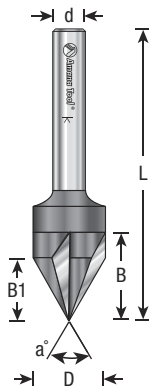
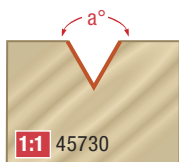
Originally developed in Europe specifically for professional signmakers, this bit features an extra-fine 60° point that produces a clean, precise cut. For those intricate lines, this bit is superior to standard V-Groover. Makes crisp, clean cuts in solid woods, MDF and acrylics.



a°	ØD	B	B1	Ød	L	Flute	Tool No.
60°	9/16	1/2	7/16	1/4	2-1/2	1	45731 *
60°	9/16	1/2	7/16	1/4	2-1/4	3	45730
60°	9/16	1/2	7/16	1/2	2-1/4	3	45733

* Specialty 1-flute bit designed for use with acrylics.

CNC feed and speed available online



30°, 45° AND 60° ENGRAVING

1/4" Shank • Solid Carbide • Single Flute

For extra-fine carving and lettering details for signmaking in wood, plastic, aluminum and solid surface materials.

30° Single Flute

t = tip width	B	Ød	L	Tool No.
0.005		1/4	2-1/4	45771
0.010		1/4	2-1/4	45772
0.0108		1/4	2	45620 <i>New</i>
0.020		1/4	2	45773
0.030		1/4	2-1/4	45774
0.035		1/4	2	45621 <i>New</i>
0.040		1/4	2	45775
0.060		1/4	2-1/4	45776
0.090		1/4	2	45777
0.005 to 0.090		30° Set (7 Pcs.)	2	45779

45° Single Flute

t = tip width	Ød	L	Tool No.
0.025	0.272	2	45622 <i>New</i>
0.042	0.242	2	45623 <i>New</i>

60° Single Flute

t = tip width	Ød	L	Tool No.	
0.005	1/4	2	45760	
0.010	1/4	2	45761	
0.020	1/4	2	45763	
0.030	1/4	2	45765	
0.040	1/4	2	45766	
0.060	1/4	2	45767	
0.090	1/4	2	45768	
0.005 to 0.090		60° Set (7 Pcs.)	2	45769

CNC feed and speed available online

Warning: Maximum RPM=28,000

"ZERO-POINT" 90° V-GROOVE & ENGRAVING

Solid Carbide • 2 Flute

Designed for beveling or V-Grooving 90°.



Excellent For Cutting:

- Wood
- Aluminum
- Brass
- Bronze
- Copper
- Gold
- Silver
- MDF
- Lexan™
- Composite
- Soft Plastics
- Hard Plastics
- Solid Surfaces (Corian®, Formica®, etc)
- Laminated Chipboard/Plywood

a°	ØD	B	B1	Ød	L	Tool No.
90°	1/8	5/8	1/16	1/8	2	45608 <i>New</i>
90°	1/8	5/8	1/16	1/4	2-1/4	45609 <i>New</i>
90°	3/16	5/8	3/32	1/4	2	45610
90°	1/4	3/4	1/8	1/4	2-1/4	45612
90°	3/8	3/4	3/16	3/8	2-1/2	45614

CNC feed and speed available online

"ZERO-POINT" 60° & 90° V-GROOVE *New*

Carbide Tipped • 2 Flute

Cut decorative V-Grooves and lettering on signs. Use with an edge guide to chamfer and bevel edges.

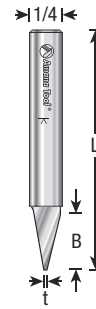
For material cut list visit www.amanatool.com.



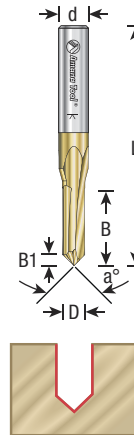
a°	ØD	B	B1	Ød	L	Tool No.
60°	1/2	9/16	13/32	1/4	2-1/4	45707
90°	3/8	1/2	11/64	1/4	2-1/4	45701
90°	1/2	1/2	15/64	1/4	2-1/4	45703

3-Pc set includes tool #'s 45771 (30°), 45707 (60°) and 45701 (90°) **AMS-129**

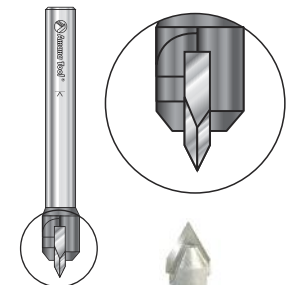
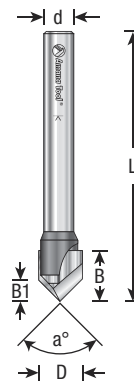
CNC feed and speed available online



7-pc Set #45769



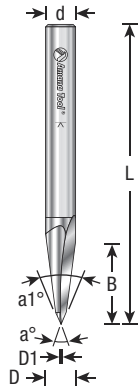
ZrN COATED BITS



3-pc Set #AMS-129



40782 45628 45782



CARVING/ENGRAVING

Solid Carbide • 2 Flute

For fine-line “engraving” in wood and composite materials, use either of these compact bits. Two-flute configuration and modest length (which minimizes vibration) combine to produce crisp, clean cuts.



a°	a1°	ØD	D1	B	Ød	L	Tool No.
15°	45°	1/4	0.020	0.666	1/4	2-1/2	45628 <i>New</i>
15°	-	1/4	0.063	21/32	1/4	2-1/2	45627 <i>New</i>
15°	-	3/16	0.070	1/2	1/4	2	45780
60°	-	1/4	0.025	3/16	1/4	1-5/16	45782



CARVING LINER

Solid Carbide • Single Flute

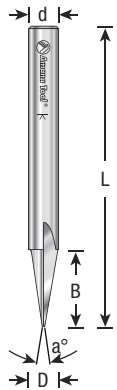
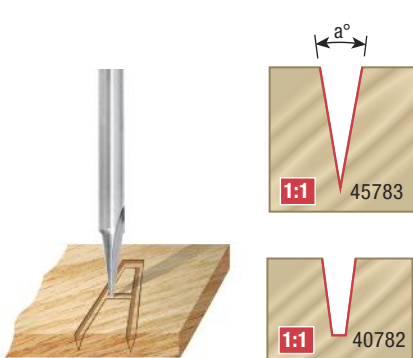
For extra-fine carving and lettering details.

Excellent For Carving:

- Aluminum
- Brass
- MDF/Laminate
- Plywood
- Silver
- Wood



a°	ØD	ØD1	B	Ød	L	Tool No.
15°	1/8	0.07	0.400	1/8	2-1/4	40782 <i>New</i>
18°	1/4	-	5/8	1/4	2-1/2	45783
22°	1/4	0.017	0.648	1/4	2-1/2	40784 <i>New</i>



LETTERING 60° ANGLE

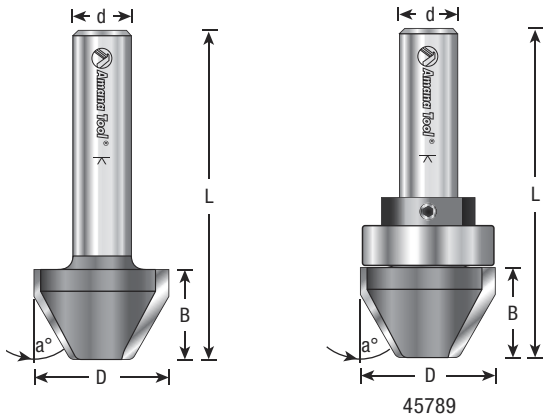
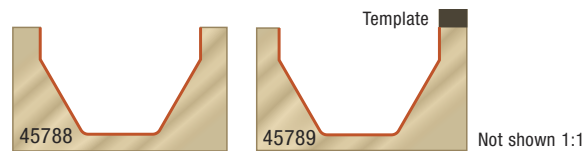
Carbide Tipped • 2 Flute • Designed For Signmaking

The 60° cutting angle expels excess material quickly and eliminates chipping and splintering. For use in hardwood, softwood, plywood and composition material.



ØD	a°	B	Ød	L	Tool No.
1-1/8	60°	3/4	1/2	2-3/4	45788
1-1/8	60°	3/4	1/2	2-3/4	45789 †

† Not for use in CNC machines. * Replacement parts: Bearing #47738; Collar #47740.



CORE BOX AND V-GROOVE

Carbide Tipped • 2 Flute with Upper Ball Bearing


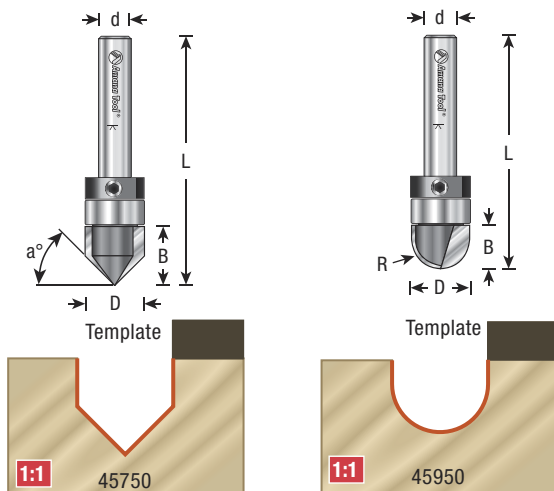
Designed for fluting and V-Grooving cuts guided by a template or pattern. The ball bearing pilot rides along the template edge, and the cutter duplicates the template contour in the work-piece. With a handheld router, the template must be on top of the work-piece. With a table-mounted router, the template must be on bottom of the work-piece.



ØD	a°	R	B	Ød	L	Type	Tool No.
1/2	90°	—	1/2	1/4	2	V-Groove	45750 *
1/2	—	1/4	3/8	1/4	2	Core Box	45950

Replacement parts: Bearing #47701; Collar #47724.

* **NOTE:** 90° V-Groove bit is for decorative purposes and is not intended for ‘miter-folding’, etc.



8-PC. STARTER SIGNMAKING #III

1/4" & 1/2" Shank • Carbide Tipped & Solid Carbide Router Bit Collection

Designed specifically for 2D/3D, signmaking, lettering and engraving applications.

Expand Your Creativity

This signmaking collection is specially designed for creating signs and other CNC projects in a variety of materials. For the most demanding signmaking, lettering and engraving tasks.

Excellent For Cutting:

- Aluminum, Brass, Bronze, Copper & Titanium
- Dibond®
- Fiberglass
- Fiberglass PCB Board
- Foam Board
- Graphite
- HDPE
- Laminate
- MDF/HDF
- Phenolic Composites
- Sign Foam, Sign Board & HDU
- Wood
- 20lbs High Density Polyurethane



Angle	Dia.	Radius	Cut Length	Shank	Length	Type	Tool No.
—	1/2	1/4	3/8	1/2	2-1/8	Core Box	45912
—	1-1/2	—	5/8	1/2	2-3/4	Mortising	45566
7.5°	3/16	—	1/2	1/4	1-11/16	V-Groove	45780
90°	5/8	—	1/2	1/2	2	V-Groove	45712
—	1/8	—	1/2	1/4	2	Spiral Plunge	46200
—	1/4	—	1	1/4	2-1/2	Spiral Plunge	46415
5.4°	1/16	1/32	1	1/4	3	2D/3D Carve	46282
0.10°	1/4	1/8	1-1/2	1/4	3	2D/3D Carve	46294
Complete 8-Pc Set							AMS-133



AMS-133

8-PC. CNC GENERAL PURPOSE

1/4" Shank • Carbide Tipped & Solid Carbide Router Bit Collection

This 1/4" shank collection was designed for CNC profiling, 2D and 3D profiling and carving in plastics, aluminum and wood. Each router bit is manufactured from Amana's exclusive grade carbide according to stringent quality standards.

Excellent For Cutting:

- Aluminum, Brass, Bronze, Copper & Titanium
- ACM
- Composite
- Durabond
- Fiberglass
- Fiberglass PCB Board
- Graphite
- MDF/HDF
- Phenolic Composites
- Plastic PVC & Acrylic
- Plexiglas®
- Sign Foam, Sign Board & HDU
- Wood



Angle	Dia.	Radius	Cut Height	Shank	Length	Type	Tool No.
90°	1/2	—	1/2	1/4	1-5/8	V-Groove	45704
60°	1/2	—	5/8	1/4	1-3/4	V-Groove	45705
—	1/4	1/8	1/2	1/4	2-1/2	Spiral Ball Nose	46426
—	1/4	3/32	1/2	1/4	2-1/2	Spiral Ball Nose	46424
—	1/4	—	1	1/4	2	Spiral Plunge	46248
—	1/8	—	1/2	1/4	2	Spiral Plunge	46341
—	1/4	—	1	1/4	2-1/2	Spiral Plunge	46348
5.4°	1/16	1/32	1	1/4	3	2D/3D Carve	46282
Complete 8-Pc Set							AMS-134



AMS-134

8-PC. CNC STARTER SIGNMAKING



1/4" & 1/2" Shank • Carbide Tipped, Solid Carbide & Insert Carbide Router Bit Collection

Designed specifically for 2D/3D, signmaking, lettering and engraving applications.

Expand Your Creativity

The set is specially designed for creating signs and other CNC projects in a variety of materials. For the most demanding signmaking, lettering and engraving tasks.

Excellent For Cutting:

- Aluminum, Brass, Bronze, Copper
- Carbon Fiber
- Laminate
- MDF
- Melamine
- Plastic/Acrylic
- Solid Surface
- Wood
- Veneered Plywood



AMS-130

Angle	Dia.	Cut Height	Shank	Length	Type	Includes
60°	1/2	5/8	1/4	1-3/4	V-Groove	45705
7.5°	3/16	1/2	1/4	1-11/16	V-Groove	45780
—	1/4	5/8	1/4	2	Aluminum 'O' Flute	51402
—	1/4	3/4	1/4	2	Aluminum 'O' Flute	51404
—	1/4	1/2	1/4	2-1/2	Spiral Ball Nose	46426
45°	13/16	7/8	1/2	2-3/8	Insert V-Groove	RC-1045
90°	1-1/2	3/4	1/2	3	Insert V-Groove	RC-1102
—	—	—	In-Groove™ with 30° V-Tip Insert Knife			RC-1075
Complete 8-Pc Set						AMS-130

New 8-PC. CNC STARTER

1/4" Shank • Carbide Tipped, Solid Carbide & Insert Carbide Router Bit Collection



Designed for a wide variety of applications. Each router bit is manufactured from Amana's exclusive grade carbide according to stringent quality standards.

Excellent For Cutting:

- Aluminum, Brass, Bronze, Copper
- Carbon Fiber
- Laminate
- MDF
- Melamine
- Plastic/Acrylic
- Solid Surface
- Wood
- Veneered Plywood



AMS-164

Includes	Set No.
43608, 51402, 51421, 46438, 51454, 46170-K, RC-2245 & 45210	AMS-164

New 5-PC. CNC STARTER ENGRAVING

1/4" Shank • Carbide Tipped & Solid Carbide Router Bit Collection



Designed for a wide variety of applications. Each router bit is manufactured from Amana's exclusive grade carbide according to stringent quality standards.

Excellent For Engraving:

- ACM
- Aluminum, Brass, Bronze, Copper
- Composite
- Fiberglass
- Foam
- Laminate
- MDF
- Plastic/Acrylic
- Wood
- Veneered Plywood



AMS-127

Includes	Set No.
46282, 46286, 46102, 45705 & 45700	AMS-127

4-PC. CNC V-GROOVE 2D/3D SIGNMAKING, LETTERING AND ENGRAVING

1/2" Shank • Insert Carbide Router Bit Collection

See page 45 for material cut list.

Warning: For maximum RPM visit www.amanatool.com



Includes

RC-1045 (45°), RC-1108 (60°), RC-1102 (90°) & RC-1104 (120°)

Set No.

AMS-150



AMS-150

8-PC. CNC STARTER SIGNMAKING #II

1/4" Shank • Carbide Tipped, Solid Carbide
& Insert Carbide Router Bit Collection

For material cut list visit www.amanatool.com.



Includes

51404, 45226, RC-2248, RC-1145, 46374, 46284, 51402 & 46202

Set No.

AMS-131



AMS-131

8-PC. CNC SPECIALTY MULTI-MATERIAL

1/8" Shank • Solid Carbide Spiral
Router Bit Collection

For material cut list visit www.amanatool.com.



Includes

51470, 51461, 46291, 51410, 46269, 46260, 46180, 46127 & RB-120

Set No.

AMS-171



AMS-171

8-PC. CNC SPIRAL COMPRESSION, TAPERED & STRAIGHT

1/4" Shank • Solid Carbide
Router Bit Collection

For material cut list visit www.amanatool.com.



Includes

46100, 46102, 46200, 46202, 46170, 46248, 43828 & 46280

Set No.

AMS-137



AMS-137

8-PC. CNC ARTIST SIGNMAKING

1/4" Shank • Carbide Tipped & Solid Carbide Router Bit Collection

Excellent For Cutting:

- Aluminum, Brass,
- Bronze, Copper
- Carbon Fiber
- Laminate
- MDF
- Melamine
- Plastic/Acrylic
- Solid Surface
- Wood
- Veneered Plywood



Includes

46369, 45226, 45704, 46282, 45200, 46102, 45783 & RC-1075

Set No.

AMS-178



AMS-178



AMS-128

8-PC. CNC V-CARVING

1/4" Shank • Carbide Tipped & Solid Carbide Router Bit Collection



Excellent For Cutting:

- Aluminum, Brass, Bronze, Copper
- Carbon Fiber
- Laminate
- MDF
- Melamine
- Plastic/Acrylic
- Solid Surface
- Wood
- Veneered Plywood



Includes

Set No.

45783, 45780, 45771, 45700, 45705, 46280, 46282 & RC-1075 (with RCK-360) **AMS-128**

New

8-PC. V-GROOVE FOR ACM PANELS

1/4" Shank • Insert Carbide, Carbide Tipped & Solid Carbide Router Bit Collection



AMS-151

For Scoring Aluminum Composite Materials Including:

- Aluminum, Clay, Zinc & Wood Composite Panels
- Aluminum Composite Material (ACM)
- Aluminum Composite Panel (ACP)
- ALPOLIC® Copper Composite Material (CCM)
- Alucobond®
- Alupanel®
- Dibond®
- Durabond
- e-panel™
- Etalbond®
- Phenolics
- Plastic/Acrylic
- Plexiglas®
- Titanium Composite Material (TCM)
- Wood



Includes

Set No.

45792, 45795, 45798, 45745, 45762, RC-45716, 51402 & 51502 **AMS-151**

8-PC. CNC GENERAL PURPOSE

1/2" Shank • Carbide Tipped, Solid Carbide & Insert Carbide Router Bit Collection



For material cut list visit www.amanatool.com.



AMS-170



Includes

Set No.

45411, RC-1102, 46188, 46380, 46206, 46106, RC-2250 & RC-1076 (with RCK-360) **AMS-170**

10-PC. CNC 3D, SIGNMAKING, LETTERING AND ENGRAVING

1/2" Shank • Carbide Tipped, Solid Carbide & Insert Carbide Router Bit Collection



Excellent For Cutting:

- Aluminum, Brass, Bronze, Copper
- Carbon Fiber
- Laminate
- MDF
- Plastic/Acrylic
- Solid Surface
- Wood
- Veneered Plywood



Includes

Set No.

RC-2250, RC-1045, 45733, 45422, 46206, 46380, 46190, 46192, RC-1102 & RC-1076 (with RCK-360)

AMS-138

18-PC. CNC ADVANCED SIGNMAKING

1/4" Shank • Carbide Tipped,
Solid Carbide & Insert Carbide
Router Bit Collection



Includes

Set No.

RC-45910, 56125, 45783, RC-45711, 45780, 45705, 45751, 45756, 46170, 46102, 46376,
RC-2248, 51454, 51411, 46282, 51404, 51402 & RC-1075 (with RCK-360) **AMS-132**

For material cut list visit www.amanatool.com.



AMS-132

18-PC. CNC ADVANCED GENERAL PURPOSE

1/2" Shank • Carbide Tipped,
Solid Carbide & Insert Carbide
Router Bit Collection



Includes

Set No.

RC-2250, RC-1045, RC-1108, RC-1102, 45733, 45794, 45408, 45418, 45422, 45426,
46106, 46206, 46174, 46188, 46356, 45932, 46380 & RC-1076 (with RCK-360) **AMS-139**

For material cut list visit www.amanatool.com.



AMS-139

18-PC. CNC SPECIALTY MULTI-MATERIAL

1/8" Shank • Solid Carbide
Router Bit Collection



Includes

Set No.

51470, RB-102(2), 51471, 51506, 51461, 46291, 46295, 51415, 51410(2),
51510, 46269, 46373, 46260, 46180(2), 46127, 46227 & 46240 **AMS-173**

For material cut list visit www.amanatool.com.



AMS-173

18-PC. CNC SPECIALTY MULTI-MATERIAL

1/4" Shank • Solid Carbide
& Insert Carbide
Router Bit Collection



Includes

Set No.

51464, 51454, 51402, 51411, 51404, 46272, 45762, 46280, 46282, 46426,
46094, 46376, 46102, 46100, 46202, 46200, 46170 & RC-2249 **AMS-176**

For material cut list visit www.amanatool.com.



AMS-176

INDUSTRIAL

Master CNC

Router Bit Collection

Set #AMS-CNC-58





Set #AMS-CNC-58

**58-PC. CNC MASTER
ADVANCED MATERIAL**



Carbide Tipped, Solid Carbide & Insert Carbide Router Bit Collection

58 pieces of the most versatile CNC, industrial, high performance solid carbide, carbide-tipped and solid carbide insert router bits. Stored in a freestanding or wall-mounted wood display with locking clear acrylic door that measures 27-1/2" H x 22-1/2" W x 6" D.

Excellent For Cutting:

- Aluminum, Brass, Bronze, Copper, Gold, Silver & Titanium
- ACM
- Aluminum FoamCore
- Composite
- Corrugated Polypropylene
- Durabond®
- Fiberglass
- Fiberglass PCB Board
- FoamCore
- Gator Board
- Graphite
- Melamine
- MDF/HDF
- Laminate
- Phenolic Composites
- Plastic, Acrylic & Plexiglas®
- Sign Foam, Sign Board & HDU
- Solid Surface
- Steel and Stainless Steel
- Veneered Plywood
- Wood
- Xanita® X-Board™ & Lightboard™

The Ultimate CNC Cutting Solution for Advanced Material Types!

2D/3D Carving ZrN Coated

- 46280** 3D Carving Ball Nose 1/32" Dia., 6.2°
- 46280** 3D Carving Ball Nose 1/32" Dia., 6.2°
- 46282** 3D Carving Ball Nose 1/16" Dia., 5.4°
- 46286** 3D Carving Ball Nose 1/8" Dia., 3.6°
- 46284** 3D Carving Ball Nose 1/8" Dia., 1.0°
- 46294** 3D Carving Ball Nose 1/4" Dia., 0.10°
- 46490** 3D Carving Extra-Long Ball Nose 1/4" Dia., 0.10°
- RB-116** Reduction Bushing 1/2" to 1/4"
- 46292** 3D Carving Flat Bottom 1/8" Dia., 0.10°

Ball Nose

- 46424** Spiral 3/16" Dia., 3/32" Radius
- 46426** Spiral 1/4" Dia., 1/8" Radius
- 46376** Spiral 1/4" Dia., 1" Cut Length
- 46380** Spiral 1/2" Dia., 1-1/4" Cut Length
- 46384** Spiral 1/2" Dia., 2-1/8" Cut Length

MDF/Laminate

- 46180** Compression Spiral 1/8" Dia., 13/16" Cut Length
- RB-102** Reduction Bushing 1/4" to 1/8"
- 46170** Compression Spiral 1/4" Dia., 7/8" Cut Length
- 46172** Compression Spiral 3/8" Dia., 1-1/4" Cut Length
- RB-122** Reduction Bushing 1/2" to 3/8"
- 46188** Compression Spiral 1/2" Dia., 1-1/4" Cut Length

Steel Cutting AlTiN Coated

- 51460** Spiral End Mill 1/8" Dia., 3/8" Cut Length
- 51464** Spiral End Mill 1/4" Dia., 5/8" Cut Length
- 51467** Spiral End Mill 3/8" Dia., 1/2" Cut Length
- RB-122** Reduction Bushing 1/2" to 3/8"

Plastic 'O' Flute



- 51410** Spiral 1/8" Dia., 1/2" Cut Length
- RB-102** Reduction Bushing 1/4" to 1/8"
- 47640** 1/4" Extension Adapter for CNC, 1/2" Shank
- 51411** Spiral 1/8" Dia., 1/2" Cut Length
- 51417** Spiral 3/16" Dia., 5/8" Cut Length
- 51404** Spiral 1/4" Dia., 3/4" Cut Length
- 51405** Spiral 1/4" Dia., 1" Cut Length
- 51504** Spiral 1/4" Dia., 3/4" Cut Length
- 43500** Straight 1/8" Dia., 1/2" Cut Length

Aluminum 'O' Flute



- 51406** Spiral 1/8" Dia., 5/16" Cut Length
- RB-102** Reduction Bushing 1/4" to 1/8"
- 51474** Spiral 1/8" Dia., 1/4" Cut Length
- 51454** Spiral 1/8" Dia., 1/2" Cut Length
- 51408** Spiral 3/16" Dia., 1/2" Cut Length
- 51502** Spiral 1/4" Dia., 5/8" Cut Length
- 51402** Spiral 1/4" Dia., 5/8" Cut Length

Aluminum Composite Material (ACM)

- 45798** 135° V Groove, 23/32" Dia.
- 45792** 90° V Groove, 1/2" Dia.
- 45795** 108° V Groove, 1/2" Dia.

Signmaking

- 45783** 9° Carving Liner, 1/4" Dia.
- RC-1075*** 1/4" Shank CNC Tool Body
- RCK-360*** 30° V Groove Solid Carbide Insert Knife
- RC-1045*** 45° Insert CNC V Groove, 13/16" Dia.
- RC-1108*** 60° Insert CNC V Groove, 1-1/32" Dia.
- RC-1102*** 90° Insert CNC V Groove, 1-1/2" Dia.

Wood/MDF

- RC-2250*** Mini Insert Spoilboard 1-1/2" Dia.
- 46102** Spiral Flute Plunge 1/4" Dia., Up-Cut
- 46202** Spiral Flute Plunge 1/4" Dia., Down-Cut

Foam

- 46270** Spiral 1/8" Dia., 1-1/8" Cut Length
- 46272** Spiral 1/4" Dia., 2-1/4" Cut Length

Composites, Honeycomb & ZrN Coated

- 46308** Honeycomb Spiral 3/8" Dia., 1-1/4" Cut Length
- RB-122** Reduction Bushing 1/2" to 3/8"
- 46306** Honeycomb Hogger Spiral 1/4" Dia.
- RB-116** Reduction Bushing 1/2" to 1/4"
- 46094** Composites Spiral 1/4" Dia.

* Items from Amana Tool® Industrial Division.

AMS-CNC-58

We have the tool you need for every CNC application. Whether it's aluminum, cabinet making, signmaking, we have created a versatile mix of router bits to accomplish your project.

Keep your tools secure and clean with locking acrylic cabinet door. All bits are organized by material-type for easy tool selections.

Set Includes

- Top Selling 58 SKUS
- Plywood Veneer Lockable Cabinet
- Plastic Bushings Keep Bits Straight & Rust-Free

**52-PC. CNC MASTER
ADVANCED MATERIAL**



Carbide Tipped, Solid Carbide & Insert Carbide Router Bit Collection

52 pieces of the most versatile CNC, industrial, high performance solid carbide, carbide tipped and solid carbide insert router bits.

Stored in a freestanding or wall mounted wood display with locking clear acrylic door that measures 27-1/2" H x 22-1/2" W x 6" D.

Visit www.amanatool.com for full details.



Set #AMS-CNC-52

INDUSTRIAL

CNC Accessories

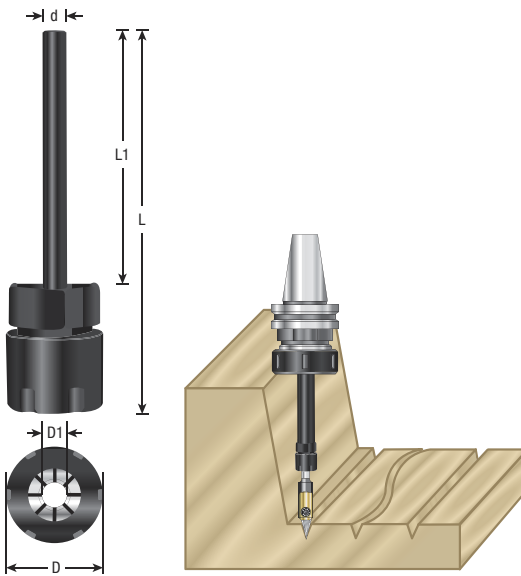


CNC HIGH PRECISION TOOL HOLDER EXTENSIONS

With Spring Collet • Heat Treated Alloy Steel

ER collet chucks used for different projects and applications, save money by not purchasing extra-long tools! Choose the correct size spring collet for your bit, set the tool depth and tighten the collet nut using the mini wrench. Have the extra reach you need at economical prices.

- 1/4" inner diameter spring collet included.
- ER mini nut and spring collet included with each ER straight shank tool extension, ideal for hard to reach surfaces.
- Shank to pocket run-out 0.0004" (0.01mm).
- Precision ground for best Total Indicator Run-out (TIR).
- Spring collets can easily be changed.
- Black oxide finish for corrosion protection.
- Max RPM = 10,000 for safe operation.



D	d	L	L1	D1	Collet Standard	Spring Collet Included	Tool No.
55/64	1/4	5-1/2	4	1/4**	ER-16	CO-296*	TE-122
55/64	1/2	5-1/2	4	1/4**	ER-16	CO-296*	TE-124
1-7/64	1/4	5-7/8	4	1/4**	ER-20	CO-276*	TE-100
1-7/64	1/2	5-7/8	4	1/4**	ER-20	CO-276*	TE-104
1-7/64	1/2	7-7/8	6	1/4**	ER-20	CO-276*	TE-106
1-21/32	1/2	6-1/8	4	1/4**	ER-25	CO-286*	TE-110

* Spring collet and wrench included.

Wrench WR-120 included for TE-100, TE-104, TE-106; Wrench WR-102 included for TE-110.

**For different inner diameter spring collets, please see pages 62-63.



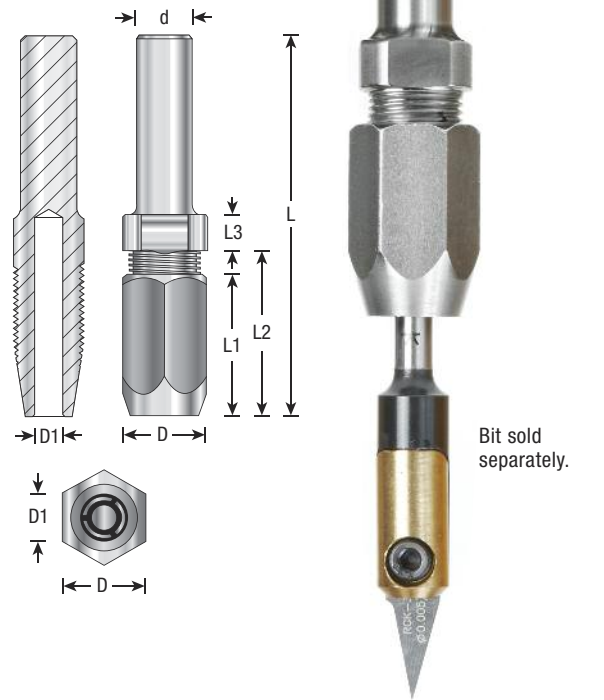
CNC EXTENSION ADAPTERS

1/4" & 1/2" Shank



ØD1	Ød	ØD	L	L1	L2	L3	Tool No.
1/8	1/4	7/16	2-1/4	19/32	13/16	1/4	47648
1/4	1/4	5/8	2-5/8	15/16	1-3/16	1/4	47642
1/4	1/2	3/4	3-7/16	1-1/4	1-15/32	5/16	47640
1/2	1/2	1	3-5/8	1-25/32	1-9/16	13/32	47641

Warning: Maximum RPM=18,000
Total Indicated Run-out (TIR) is 0.00118" (0.03mm)

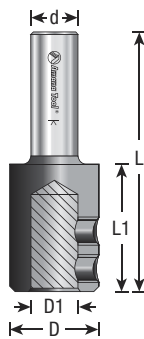
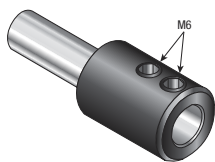


Bit sold separately.

DOWEL DRILL/BORING BIT ADAPTER

For CNC Standard Collet/Tool Holder

Made especially to run 10mm shank dowel drills and boring bits on a CNC machine. Accommodates the flat area on the 10mm round drill bit shank. Secure with the two set screws, same method as on boring machines.



ØD1	Ød	ØD	L1	L	Tool No.
10mm	6mm	3/4	1-1/16	2-5/32	47643
10mm	1/4	3/4	1-1/16	2-5/32	47636
10mm	10mm	3/4	1-1/16	2-5/32	47644
10mm	1/2	3/4	1-1/16	2-5/32	47638

Warning: Maximum RPM=8,000
Total Indicated Run-out (TIR) is 0.00118" (0.03mm)



Bit sold separately.

CNC NARROW REACH TOOL HOLDER EXTENSIONS

Side Lock with Key

- For use with high precision spring collets
- Precision ground for best TIR
- Shank to pocket run-out 0.0004" (0.01mm)
- Black oxide finish for corrosion protection
- Max RPM = 10,000 for safe operation



I.D.	d	L	Tool No.
1/8	1/4	4	TE-130
1/8	1/4	6	TE-132
1/4	1/2	4	TE-134
1/4	1/2	6	TE-136
1/2	3/4	4	TE-138
1/2	3/4	6	TE-139



Bit sold separately.

CNC ADAPTERS/HOLDER

ISO Tool Holder with Pull Stud for Morbidelli & SCM Machines

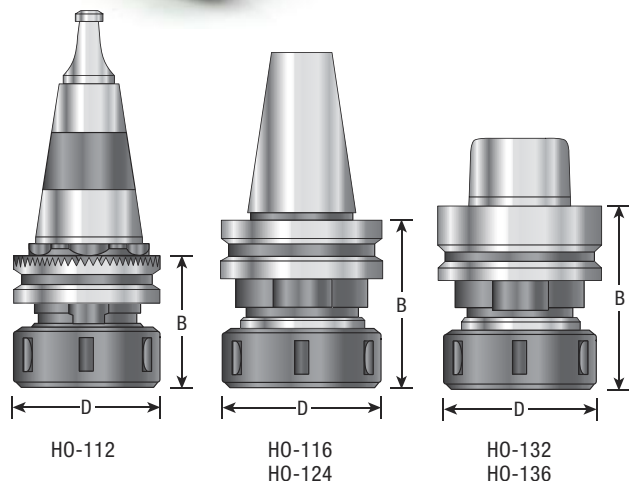
ØD	Adapter Standard	B	Collet Standard	Tool No.
50mm(2)	ISO30	55mm(2-5/32)	ER32	HO-112

ISO Tool Holder

ØD	Adapter Standard	B	Collet Standard	Tool No.
50mm(2)	ISO30	50mm(2)	ER32	HO-116
50mm(2)	ISO40	63mm(2-1/2)	ER32	HO-124

HSK Tool Holder

ØD	Adapter Standard	B	Collet Standard	Tool No.
50mm(2)	HSK63F	68mm(2-11/16)	ER32	HO-132
63mm(2-1/2)	HSK63F	68mm(2-11/16)	ER40	HO-136



BT 40 HIGH PRECISION ER COLLET CHUCK TOOL HOLDERS

Made from alloy steel hardened to 54 - 56rc

- Balanced to G2.5 at 25,000 RPMs
- Coolant thru capability
- Concentricity is less than .0002 at collet face
- Rear thread for pull stud is M16 x 2.0
- Spring collet not included

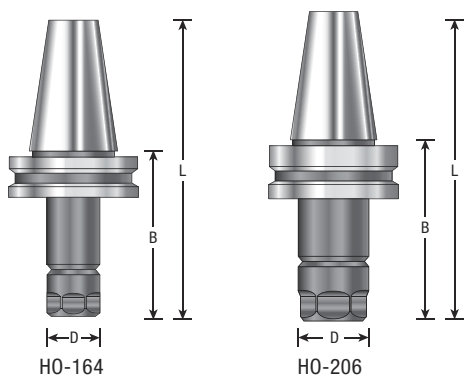


ØD	B	Adapter Standard	Collet Standard	L	Thread	Tool No.
28mm	70mm	BT 40	ER16	135.4mm	M16x2.0	HO-164
34mm	80mm	BT 40	ER20	145.4mm	M16x2.0	HO-172
34mm	100mm	BT 40	ER20	165.4mm	M16x2.0	HO-174
42mm	80mm	BT 40	ER25	145.4mm	M16x2.0	HO-178
50mm	100mm	BT 40	ER32	165.4mm	M16x2.0	HO-186

CAT 40 HIGH PRECISION ER COLLET CHUCK TOOL HOLDERS

Made from alloy steel hardened to 54 - 56rc

- Balanced to G2.5 at 25,000 RPMs
- Coolant thru capability
- Concentricity is less than .0002 at collet face
- Rear thread for pull stud is 5/8 - 11
- Spring collet not included



ØD	B	Adapter Standard	Collet Standard	L	Thread	Tool No.
35mm	2.5	CAT 40	ER20	165.1mm	5/8-11	HO-206
35mm	4.0	CAT 40	ER20	203.4mm	5/8-11	HO-208
42mm	2.5	CAT 40	ER25	165.1mm	5/8-11	HO-212
42mm	4.0	CAT 40	ER25	203.4mm	5/8-11	HO-214
50mm	4.0	CAT 40	ER32	203.4mm	5/8-11	HO-220

UNIVERSAL ADJUSTABLE AUTO-LOCKING STAND FOR ISO30 AND HSK63F CHUCKS

Adjustable from 0° to 90°

For ISO30 Tool Holders with 50mm flange.

- Tool Holder to be locked on the flange diameter
- Roller-bearing design
- Fastest tool change
- Bolts right to workbench



Router bit, wrench and tool holder sold separately.



Fits Amana Tool No.	Description	Tool No.
HO-112 and HO-116	For ISO30 Tool Holders with 50mm Flange	UHO-50
HO-132 and HO-136	For HSK63F Tool Holders with 63mm Flange	UHO-63

CNC MINI LOCKNUT WRENCH

For ER Collet Holder Extensions

For use with ER Collet Holder Extension No.	For Use With	Tool No.
TE-100, TE-104 & TE-106	ER-20	WR-120
TE-122, TE-124	ER-16	WR-122



CNC LOCKNUT WRENCHES

For ER Tool Holders

For Collet Locknut No.	Tool No.
ER50	WR-112
ER40	WR-104
ER32	WR-100
ER25	WR-102
ER20	WR-106
ER16	WR-108
ER11	WR-110
ER8	WR-114



CNC HIGH PRECISION SPRING COLLETS

All spring collets are inspected for quality and 100% accuracy. Standard 0.0004" Total Indicator Runout (TIR)

Amana Tool Corp offers Metric and Inches high precision CNC Spring Collets in ER and RDO Styles.

The high precision spring collets reduce the vibrations on the tools and motors, assure better results and prolong the life of the tools and electrospindles. Our high precision spring collets used on our high precision tool holders give you the very best tool performance.



ER-8 Spring Collet

Dia.	Tool No.
1/8	CO-442
3/16	CO-444



ER-11 Spring Collet

Dia.	Tool No.
1/8	CO-420
3/16	CO-422
1/4	CO-424



ER-16 Spring Collet

Dia.	Tool No.
1/16	CO-290
1/8	CO-292
3/16	CO-294
1/4	CO-296
3/8	CO-298



ER-20 Spring Collet

Dia.	Tool No.
1/16	CO-270
3mm	CO-271
1/8	CO-272
4mm	CO-273
3/16	CO-274
6mm	CO-279
1/4	CO-276
8mm	CO-269
3/8	CO-277
10mm	CO-275
1/2	CO-278



ER-25 Spring Collet

Dia.	Tool No.
1/16	CO-280
1/8	CO-282
3/16	CO-284
5/16	CO-285
1/4	CO-286
9-10mm	CO-281
3/8	CO-287
1/2	CO-288
5/8	CO-289



ER-32 Spring Collet

Dia.	Tool No.
2-3mm	CO-100
3-4mm	CO-104
5-6mm	CO-112
6-7mm	CO-116
7-8mm	CO-120
9-10mm	CO-130
10-11mm	CO-134
11-12mm	CO-138
12-13mm	CO-142
13-14mm	CO-146
16-17mm	CO-158
17-18mm	CO-162
18-19mm	CO-166
19-20mm	CO-170
1/8	CO-194
3/16	CO-196
1/4	CO-174
3/8	CO-178
1/2	CO-182
5/8	CO-186 <small>New</small>
3/4	CO-190



ER-40 Spring Collet

Dia.	Tool No.
3-4mm	CO-200
6-7mm	CO-206
9-10mm	CO-212
10-11mm	CO-214
11-12mm	CO-216
12-13mm	CO-218
13-14mm	CO-220
15-16mm	CO-224
16-17mm	CO-226
17-18mm	CO-228
20-21mm	CO-234
25-26mm	CO-244
1/8	CO-262
3/16	CO-264
1/4	CO-246
3/8	CO-248
1/2	CO-250
3/4	CO-254



ER-50 Spring Collet

Dia.	Tool No.
1/4	CO-430
1/2	CO-432
3/4	CO-436



RDO-20, SYOZ-20 and EOC12 Spring Collet

Dia.	Tool No.
3-4mm	CO-411
1/4	CO-410
5/16	CO-412
3/8	CO-414
9-10mm	CO-415
1/2	CO-416



RDO-35, SYOZ-25 and EOC25 Spring Collet

Dia.	Tool No.
1/4	CO-400
3/8	CO-402
1/2	CO-404
3/4	CO-406

CNC HIGH PRECISION SPRING COLLETS SETS

All spring collets are inspected for quality and 100% accuracy.



Tool No. CO-ER20

Includes 4 collets:

CO-272, CO-276, CO-277, CO-278



Tool No. CO-ER25

Includes 5 collets:

CO-282, CO-284, CO-286, CO-287, CO-288



Tool No. CO-ER32

Includes 4 collets:

CO-174, CO-178, CO-182, CO-190



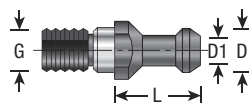
Tool No. CO-ER40

Includes 4 collets:

CO-246, CO-248, CO-250, CO-254

RETAINING STUDS

For CNC Machines



ØD	ØD1	L	G	Adapter	Tool No.
<i>Morbidelli, SCM</i>					
8.5mm(11/32)	6.5mm(1/4)	22mm(7/8)	M10	ISO30	CO-300
<i>Busellato, Weeke, Bulleri, Maka</i>					
13mm(1/2)	9mm(3/8)	24mm(15/16)	M12	ISO30	CO-304
<i>Alberti, Vitap, Masterwood</i>					
13mm(1/2)	9mm(3/8)	24mm(15/16)	M12	ISO30	CO-312
<i>Biesse</i>					
13mm(1/2)	9mm(3/8)	24mm(15/16)	M12	ISO30	CO-328
<i>Biesse, Masterwood, Techno CNC</i>					
12mm(15/32)	8mm(5/16)	24mm(15/16)	M12	ISO30	CO-332
<i>Komo</i>					
13mm(1/2)	9mm(3/8)	24mm(15/16)	M12	BT30	CO-336



Visit www.amantool.com for more Retaining Studs.

INDUSTRIAL

Straight Plunge


Router Bits

- Extra strong carbide, lasts 200% longer
- New generation of high wear outstanding carbide
- Superior geometric design provides super clean cuts
- Cost effective



In choosing a straight bit for any application, always select one with the shortest cutting edges and the shortest overall length that will reach the required cut depth. Excessive length intensifies deflection and vibration, which degrade cut quality and lead to tool breakage.

A single-flute bit should be used where cut speed is more important than cut finish. Making one cut per revolution is faster than making two or three. Improved chip clearance is possible with a single flute configuration. The result: fast cuts.



HIGH PRODUCTION STRAIGHT PLUNGE

Carbide Tipped • Single Flute

1/4" and 3/8" Shank



ØD	B	Ød	L	Tool No.
1/8	7/16	1/4	2	45100
3/16	7/16	1/4	2	45102
1/4	1/2	1/4	2	45104
1/4	3/4	1/4	2	45106
1/4	1	1/4	2-1/4	45108
1/4	1	1/4	3-1/4	45110*
3/8	1	3/8	2-1/2	45300



* Specifically designed for air powered routers as used in the boat manufacturing industry.

HIGH PRODUCTION STRAIGHT PLUNGE

Carbide Tipped • Single Flute

1/2" Shank



ØD	B	Ød	L	Tool No.
1/4	3/4	1/2	2-1/2	45304
3/8	1	1/2	2-3/4	45302
5/16	3/4	1/2	2-1/2	45306
1/2	3/4	1/2	2-3/8	45307
1/2	1-1/4	1/2	2-7/8	45308
1/2	1-1/2	1/2	3-1/8	45310
1/2	2	1/2	4-1/4	45312
1/2	2-1/2	1/2	4-3/8	45313
9/16	1-1/4	1/2	2-7/8	45314

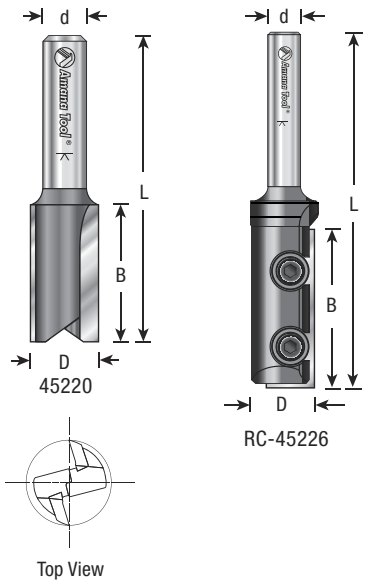
HIGH PRODUCTION STRAIGHT PLUNGE

Carbide Tipped • 2 Flute • 1/8" and 1/4" Shank

Use a two-flute bit where fine finish is paramount. Two flutes balance the bit, eliminating vibration that degrades the cut finish. Two cuts per revolution yield a smooth surface, but feed rate is slightly reduced.



ØD	B	Ød	L	Tool No.
1.3mm	4.5mm	1/4	1-7/8	45260 †
1/16	3/16	1/8	1-1/2	46480 ++
1/16	3/16	1/4	1-5/8	45190 ~†
5/64	3/16	1/4	1-3/4	45191 ~†
3/32	1/4	1/8	1-1/2	46482 ++
3/32	1/4	1/4	1-3/4	45192 ~†
1/8	7/16	1/8	1-1/2	45199 ++
1/8	7/16	1/4	2	45200 ~†
5/32	7/16	1/4	2	45201 ~
3/16	7/16	1/8	1-1/2	45198
3/16	7/16	1/4	2	45202 ~
3/16	5/8	1/4	2-3/16	45239
13/64	3/4	1/4	2	45217
7/32	3/4	1/4	2	45206
15/64	3/4	1/4	2	45203
1/4	1/2	1/4	2	45204
1/4	3/4	1/4	2	45208
1/4	3/4	1/4	3	DRB-420
1/4	1	1/4	2-1/4	45210
1/4	1	1/4	2-1/2	45210-01 New
1/4	1	1/4	3	45210-3 New
1/4	1	1/4	3-3/4	45210-3.75 New
1/4	1	1/4	2-7/8	45211 *
1/4	1	1/4	3-1/4	45205 * New
9/32	1	1/4	2-1/4	45212
9/32	1	1/4	3	45212-01 New
5/16	3/4	1/4	2	45242
5/16	1	1/4	2-1/4	45214
5/16	1	1/4	2-3/4	45214-01 New
3/8	3/4	1/4	2	45216
3/8	1	1/4	2	45218S
3/8	1	1/4	2-1/4	45218
3/8	1-1/4	1/4	2-1/2	45220
13/32	1	1/4	2-1/2	45193 New
7/16	1	1/4	2-1/8	45222
15/32	3/4	1/4	2	45223
31/64	3/4	1/4	2-1/4	45194 New
1/2	3/4	1/4	1-3/4	45224
1/2	3/4	1/4	2-1/4	45224-01 New
1/2	1	1/4	2-1/8	45226
1/2	1	1/4	2-13/16	45244
1/2	1-3/16	1/4	2-5/8	RC-45226
1/2	1-1/4	1/4	2-1/2	45245
9/16	3/4	1/4	2-1/8	45227
19/32	3/4	1/4	2-1/4	45238-01 New
5/8	3/4	1/4	2	45228
5/8	1	1/4	2-1/4	45247
5/8	1-1/4	1/4	2-7/8	45249
11/16	3/4	1/4	2	45229
23/32	3/4	1/4	2	45231
3/4	3/4	1/4	2	45230
3/4	3/4	1/4	2	RC-1024
3/4	1	1/4	2-1/4	45251
3/4	1	1/4	2-5/8	45251-01 New
13/16	3/4	1/4	2	45232
7/8	3/4	1/4	2	45234
1	3/4	1/4	2	45236



Excellent For Cutting:

- Wood
- MDF
- Plywood



- † Not guaranteed due to extremely small diameter.
- ~ With solid carbide cutting edge.
- * Not guaranteed due to extreme length.
- ++ Solid carbide.
- Polycrystalline Diamond (PCD) for extremely long life.
- Replacement Knife #AMA-30 (tool #RC-45226 - single flute).
- Replacement Knife #AMA-12 (tool #RC-1024 - 2 flute).

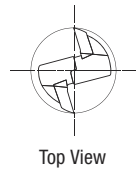

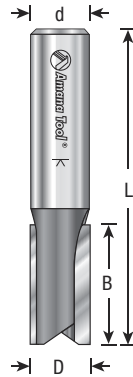
HIGH PRODUCTION STRAIGHT PLUNGE

Carbide Tipped • 2 Flute • 1/2" Shank

AMAX extended life carbide features a 200% longer tool life, a superior geometric design and super clean cuts in wood, MDF and plywood.



AMAX
HARDER CARBIDE
FOR EXTENDED LIFE



ØD	B	Ød	L	Tool No.
1/4	3/4	1/2	2-1/2	45408 ~
1/4	1	1/2	2-3/4	45486
9/32	3/4	1/2	2-3/4	45409
5/16	3/4	1/2	2-1/2	45410
5/16	1	1/2	2-3/4	45412
3/8	3/4	1/2	2-1/2	45413
3/8	1	1/2	2-3/4	45414
3/8	1-1/4	1/2	3	45415 *
13/32	3/4	1/2	2-1/2	45401
7/16	1-1/4	1/2	3	45416
15/32	1-1/4	1/2	2-7/8	45425
31/64	1	1/2	2-5/8	45180 <i>New</i>
1/2	3/4	1/2	2-1/4	45419 †
1/2	3/4	1/2	4	DRB-424
1/2	1	1/2	2-5/8	45418
1/2	1-1/4	1/2	2-7/8	45420
1/2	1-1/2	1/2	3-1/8	45422
1/2	1-1/2	1/2	4-1/4	45424
1/2	2	1/2	3-1/2	45426S <i>New</i>
1/2	2	1/2	4-1/4	45426
1/2	2-1/2	1/2	4-1/2	45427 *
1/2	2-1/2	1/2	5-1/2	45427-01 * <i>New</i>
1/2	3	1/2	5-1/4	45477
17/32	1-1/4	1/2	2-7/8	45429
9/16	1-1/4	1/2	2-7/8	45428
19/32	1-1/4	1/2	2-7/8	45437
5/8	1	1/2	2-5/8	45430
5/8	1-1/4	1/2	2-7/8	45432
5/8	1-1/2	1/2	3-1/8	45434
5/8	2	1/2	3-3/4	45433
21/32	1-1/4	1/2	2-7/8	45435
11/16	1-1/4	1/2	2-7/8	45436
23/32	1-1/4	1/2	2-7/8	45445
3/4	5/8	1/2	2-1/4	45181 <i>New</i>
3/4	1	1/2	2-5/8	45438
3/4	1-1/4	1/2	2-7/8	45440
3/4	1-1/2	1/2	3-1/8	45442
3/4	2	1/2	3-5/8	45441
25/32	1-1/4	1/2	2-7/8	45443
13/16	1-1/4	1/2	2-7/8	45444
7/8	1-1/4	1/2	2-7/8	45446
15/16	1-1/4	1/2	3	45182 <i>New</i>
1	1-1/4	1/2	2-7/8	45448
1	1-1/2	1/2	3-1/8	45403
1	2	1/2	3-5/8	45447
1-1/16	1-1/4	1/2	2-7/8	45459
1-1/8	1-1/4	1/2	2-7/8	45449
1-1/4	1-1/4	1/2	2-7/8	45450 ▲ ^{27.5}
1-1/2	1-1/4	1/2	2-7/8	45452 ▲ ^{27.5}
1-3/4	1-1/4	1/2	2-7/8	45453 ▲ ²⁴
2	1-1/4	1/2	2-7/8	45480 ▲ ²²

* Not guaranteed due to extreme length.

~ With solid carbide cutting edge.

† For post form countertop machines.

Polycrystalline Diamond (PCD) for extremely long life.

▲ **Warning:** Maximum RPM ▲²² = 22,000; ▲²⁴ = 24,000; ▲^{27.5} = 27,500

Left Hand Rotation

Straight Plunge, see page 69

HIGH PRODUCTION STRAIGHT PLUNGE

Carbide Tipped • 2 Flute • 3/8" Shank



ØD	B	Ød	L	Tool No.
3/8	1	3/8	2-1/2	45402
3/8	1-1/4	3/8	2-3/4	45400
3/8	1-1/4	3/8	3-3/8	45404
1/2	1	3/8	2-1/2	45406



CNC HIGH PRODUCTION STRAIGHT PLUNGE OPEN FLUTE

Carbide Tipped • 2 Flute • 3/4" Shank

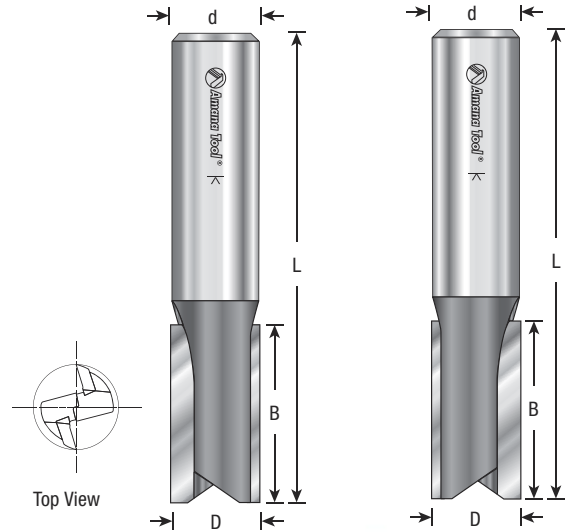
For high-volume production work with a CNC router, use one of these plunge-cutting straights. Long, 3/4" shanks extend the bits reach, enhancing its versatility. Open-flute design promotes rapid chip clearance, necessary for high feed rates. Right-hand configuration for standard clockwise rotation. Left-hand configuration for counter-clockwise rotation "Topmaster" machines.



ØD	B	Ød	L	Configuration	Tool No.
3/4	2	3/4	4	Right-Hand	45455
3/4	2	3/4	5	Left-Hand	45454
3/4	2-1/2	3/4	4-1/2	Right-Hand	45456
3/4	2-1/2	3/4	5	Left-Hand	45457

Note: Chipbreaker option (special order): Designed to cut chipboard and MDF at high automatic feed rates found on CNC machines. Each flute is ground so that the chipbreakers are staggered to each other, giving a straight cut. To order, add 'CB' suffix (ie: #45454-CB).

CNC feed and speed available online



HIGH PRODUCTION STRAIGHT PLUNGE


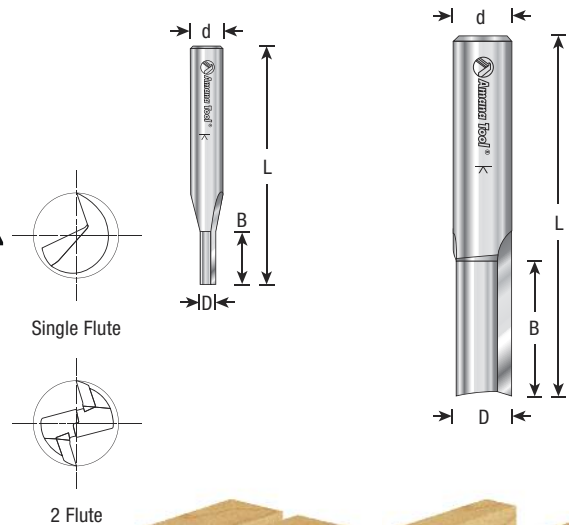
Solid Carbide • Single & 2 Flute

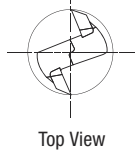
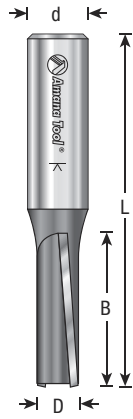
For high volume, high speed cutting in dense natural woods and abrasive wood composites, use solid carbide bits. Solid carbide dissipates heat more uniformly, extending tool life. Single flute bits cut faster, with better chip clearance. Two-flute bits cut more slowly, leaving a smooth finish.



ØD	B	Flute	Ød	L	Tool No.
1/8	7/16	1	1/4	2	43700
3/16	7/16	1	1/4	2	43708
1/4	3/4	1	1/4	2	43716
1/4	1	1	1/4	2	43720
1/4	1	1	1/4	3	43724
5/32	7/16	2	1/4	2	43800
3/16	1/2	2	1/4	2	43808
1/4	1/2	2	1/4	2	43812
1/4	3/4	2	1/4	2-1/2	43820
1/4	1	2	1/4	2-1/2	43824
1/4	1	2	1/4	2-7/8	43828
1/2	1-1/8	2	1/2	3	43848

Warning: Maximum RPM=28,000





PRODUCTION SHEAR

Carbide Tipped • 2 Flute • 3° Down-Shear

Excellent for working composition board and melamine, this bit cuts with a shearing action, slicing very slightly downward to prevent chipping & tearing of the surface veneer or coating. It augers chips away from the router. Designed primarily for production applications where the router is above the work.



ØD	B	Ød	L	Tool No.
3/8	1	1/2	2-3/4	45414-PS
1/2	1-1/4	1/2	2-7/8	45420-PS
1/2	1-1/2	1/2	3-1/8	45422-PS
1/2	2	1/2	4-1/4	45426-PS



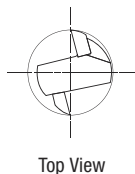
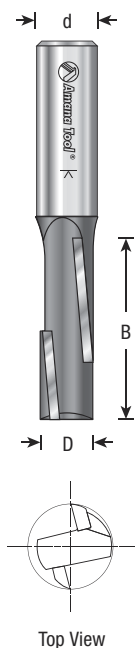
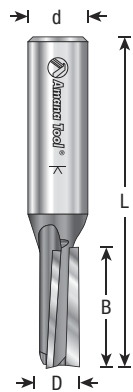
3 FLUTE HIGH PRODUCTION SHEAR

Carbide Tipped • 3° Up-Shear

Excellent for working composition board and melamine, this bit cuts with an upward shearing action to prevent chipping & tearing of the bottom of veneer or coated material. Designed primarily for production applications where the router is below the work.



ØD	B	Ød	L	Tool No.
3/8	1	1/2	2-3/4	45414-3US
1/2	1-1/2	1/2	3-1/8	45422-3US



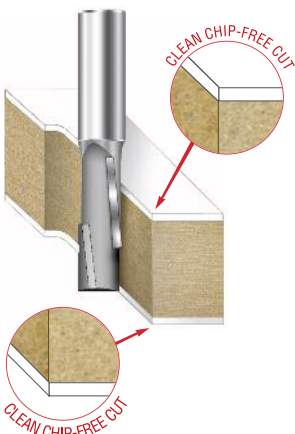
OPPOSITE-SHEAR STAGGERED TOOTH

Carbide Tipped • 2 Flute

A stagger-tooth bit has two cutting edges, each only half the flute length, located 180° apart, one high, one low. The result is a tool that combines the speed and chip clearance of a one-flute bit with the strength and balance of a two-flute bit. This "opposite-shear" configuration features a down-shear edge and an up-shear edge. On a through-cut, it shears down on both surfaces at the same time. It is excellent for working double-sided melamine, plywood, laminates, and veneers, as well as solid-surface materials.



ØD	B	Ød	L	Tool No.
1/2	1-1/2	1/2	3-1/8	51320
1/2	2	1/2	4-1/8	51324




LEFT HAND PLUNGE

Carbide Tipped • 2 Flute • 1/2" Shank

These plunging straight bits are for reverse-rotation (counter-clockwise) routers.



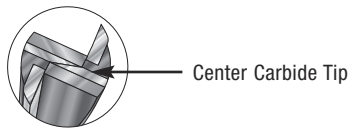
ØD	B	Ød	L	Tool No.
5/16	1	1/2	2-3/4	45412-LH
3/8	1	1/2	2-3/4	45414-LH
1/2	1-1/4	1/2	2-7/8	45420-LH
1/2	1-1/2	1/2	3-1/8	45422-LH
1/2	2	1/2	4-1/4	45426-LH
3/4	1-1/4	1/2	2-7/8	45440-LH
3/4	2	1/2	3-5/8	45441-LH
7/8	1-1/4	1/2	2-7/8	45446-LH
1-1/4	1-1/4	1/2	2-7/8	45450-LH <i>New</i>



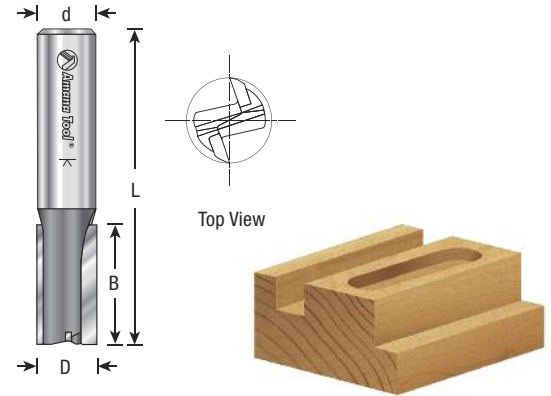
SUPER PLUNGE™ WITH CENTER CARBIDE TIP

Carbide Tipped • 2 Flute • 1/2" Shank

This bit has a specially designed carbide center tip enhancing the speed of plunge cuts. At the same time, it extends the life of the cutting edges by reducing the stress of plunge cuts on their tips. Ideal for mortising and other plunging operations.



ØD	B	Ød	L	Tool No.
1/2	1-1/2	1/2	3-1/8	41422
1/2	2	1/2	4-1/4	41426
3/4	1	1/2	2-5/8	41438
1	1	1/2	2-5/8	41448



METRIC STRAIGHT PLUNGE FOR UNDERSIZED PLYWOOD DADO

Carbide Tipped • 2 Flute

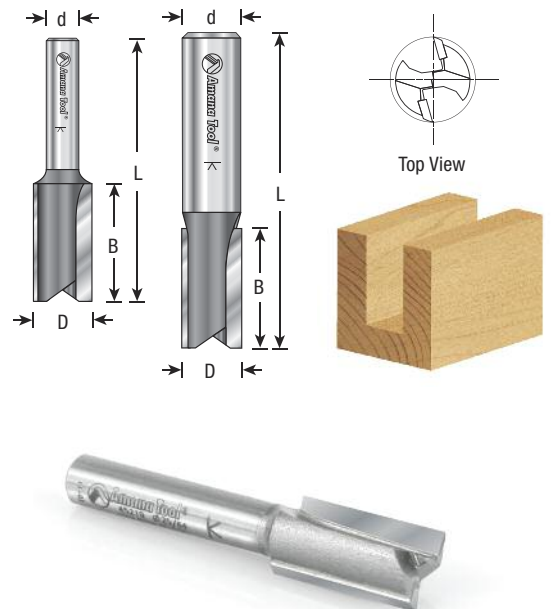


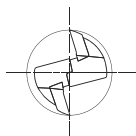
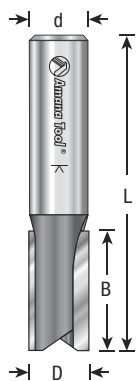
ØD	Actual Plywood Thickness	B	Ød	L	Tool No.
6mm	—	25mm	6mm	57mm	45213 <i>New</i>
8mm	—	25mm	8mm	63mm	45215 <i>New</i>
10mm	—	19mm	1/4	2-1/8	45219
10mm	—	38mm	10mm	79mm	45253 <i>New</i>
10mm	—	19mm	1/2	2-1/2	45417
12mm	12mm	1-1/4	1/2	2-7/8	45488
14mm	—	25mm	1/2	2-5/8	45431 *
18mm	18mm	3/4	1/4	2	45256
18mm	18mm	1-1/4	1/2	2-7/8	45498

* 14mm bits for cutting plastic pilaster.

Note: Many standard metric plunge bits from 3mm through 51mm are available on special order. Please allow 2 to 3 weeks for delivery. See above for metric sized plywood bits.

Note: For 6mm board, use #45203 (15/64) shown in fractional section on page 70.





Top View



UNDERSIZED PLYWOOD DADO

Carbide Tipped • 2 Flute

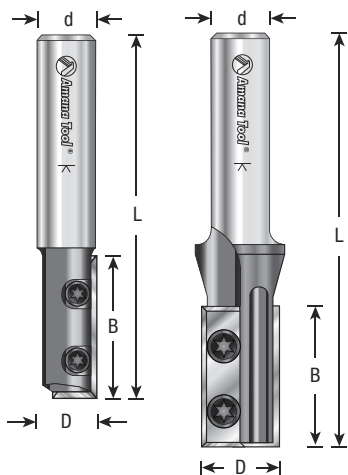
Straight Plunge Fractional Sizes.

Cut dado and groove dimensions perfectly for plywood, flakeboard and other sheet materials for which standard size bits are too large.

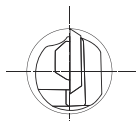


ØD	Actual Plywood Thickness	B	Ød	L	Tool No.
15/64	1/4 minus 1/64 (6.0mm)	3/4	1/4	2	45203
7/32	1/4 minus 1/32	3/4	1/4	2	45206
15/32	1/2 minus 1/32	3/4	1/4	2	45223
15/32	1/2 minus 1/32	1-1/4	1/2	2-7/8	45425
19/32	5/8 minus 1/32	1-1/4	1/2	2-7/8	45437
23/32	3/4 minus 1/32	3/4	1/4	2	45231
23/32	3/4 minus 1/32	1-1/4	1/2	2-7/8	45445

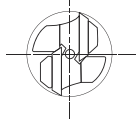
Note: For 6mm board, use #45203 (15/64) shown in fractional section above.



AMA-30 RCK-30 RCK-50
MDF-30†



Single Flute



2 Flute



INSERT CARBIDE STRAIGHT

Single & 2 Flute



ØD	B	Ød	L	Flute	Repl. Knives	Repl. Screws	Tool No.
1/2	30mm	1/2	3	1	AMA-30 †	67117	RC-1154
1/2	30mm	1/2	3	1	AMA-30 †	67117	RC-1154-LH**
7/8	50mm	1/2	4-1/8	1	RCK-50	67117	RC-1166
5/8	30mm	1/2	3-3/8	2	AMA-30 †	67117	RC-1080
5/8	50mm	1/2	4-1/8	2	AMA-30 †	67117	RC-1082 *
3/4	30mm	1/2	3-3/8	2	RCK-30	67115	RC-1084
3/4	50mm	1/2	4-1/8	2	RCK-30	67115	RC-1086 *
7/8	30mm	1/2	3-3/8	2	RCK-30	67115	RC-1088
1-1/16	30mm	1/2	3-15/32	2	RCK-30	67115	RC-1089

* 50mm cutting edge is achieved using two 30mm staggered knives.

** Left hand rotation.

† Optional knife with harder carbide for MDF applications: #MDF-30.


#5005 Torx® key included.

Note: All above plunge bits have four cutting edges per knife.

Metric sizes from 12mm to 22mm available on special order — please inquire.



Standard plunge technique or use ramping method as shown to the right.



For best results with 2-flute tools, a ramping technique such as this is recommended for CNC applications.

INSERT CARBIDE STRAIGHT

Single & 2 Flute

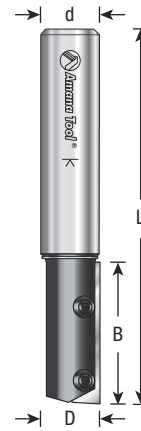
These router bits yield cuts which are cleaner than typical insert bits, offering high speed cuts with super clean finish. They also are channel set, double edge knives. Each blade has a double-sided cutting edge for economy. The insert carbide is much harder than brazed carbide. There is minimum amount of downtime for blade changes.



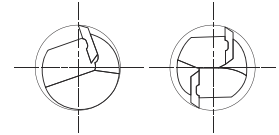
ØD	B	Ød	L	Flute	Repl. Knives	Repl. Screws	Tool No.
3/8	20mm	1/2	2-7/8	1	RCK-32	67015	RC-3100
1/2	30mm	1/2	3-1/8	1	RCK-34	67016	RC-3110
1/2	30mm	1/2	3-1/8	2	RCK-34	67016	RC-3200

Replacement 1.5mm special hex key #5011.

Replacement spring washer: #RC-3100 use #67104; #RC-3110 and #RC-3200 use #67105.



RCK-34



Single Flute

2 Flute

CNC INSERT CARBIDE STRAIGHT

Single & 2 Flute

These router bits are not designed to plunge. Using the "ramping technique" the router is eased in and routes. Available in three different grades of carbide for various applications.



ØD	B	Repl. Screw	Repl. Knife	Flute	Ød	L	Tool No.
1/2	30mm(1-3/16)	67117	AMA-30†	1	3/4	3-1/4	RC-2154
5/8	30mm(1-3/16)	67117	RCK-301	1	3/4	3-3/8	RC-2156
5/8	30mm(1-3/16)	67117	AMA-30†	2	3/4	3-3/8	RC-2080
3/4	30mm(1-3/16)	67115	RCK-30	2	3/4	3-3/8	RC-2084
3/4	50mm(2)	67115	RCK-30	2	3/4	4-1/8	RC-2086 *
7/8	30mm(1-3/16)	67117	RCK-30	1	3/4	3-3/8	RC-2164
7/8	50mm(2)	67117	RCK-50	1	3/4	4-1/8	RC-2166

Warning: Recommended RPM=14,000-18,000

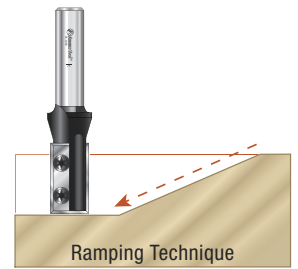
Note: All above two flute router bits have two cutting edges per knife.

* 50mm cutting edge is achieved using two 30mm staggered knives.

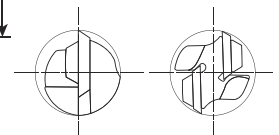
† Optional knife with harder carbide for MDF applications: #MDF-30.



CNC feed and speed available online



Ramping Technique



Single Flute

2 Flute

CNC INSERT CARBIDE STRAIGHT

2 & 3 Flute

Tested by many of the world's largest furniture manufacturers, these CNC router bits yield cuts which are cleaner than typical insert bits. This tool is specifically suited for peripheral work. Available with double and triple flutes.

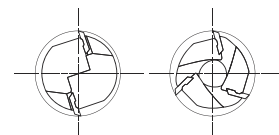


ØD	B	Flute	Repl. Knife	Ød	L	Tool No.
5/8	30mm(1-3/16)	2	RCK-34	3/4	3-1/4	RC-3204
5/8	50mm(2)	2	RCK-36	3/4	4	RC-3208
3/4	50mm(2)	2	RCK-36	3/4	4	RC-3264
3/4	30mm(1-3/16)	3	RCK-34	3/4	3-1/4	RC-3300
3/4	50mm(2)	3	RCK-36	3/4	4	RC-3304
3/4	30mm(1-3/16)	3	RCK-34	5/8	3-1/4	RC-3305
3/4	50mm(2)	3	RCK-36	5/8	4	RC-3307

Warning: Maximum RPM=18,000



CNC feed and speed available online



2 Flute


3 Flute

CNC INSERT CARBIDE SUPER PLUNGE

This router bit is designed for fast and direct penetration into the material and quick removal of wood, MDF, melamine and man-made material.

ØD	B	Teeth	Repl. Knife	Repl. Knife	Ød	L	Tool No.
40mm(1-1/2)	29.5mm(1-5/32)	2+2	RCK-30	AMA-12	3/4	100mm(4)	RC-2180

Replacement screw #67115.


 CNC feed and speed available online




INSERT CARBIDE STRAIGHT

With Plunge Center Tip

This router bit is designed for fast and direct penetration into the material and quick removal of wood, MDF, melamine and man-made material.

ØD	B	Repl. Knife	Repl. Knife	Max RPM	Ød	L	Tool No.
18mm(23/32)	50mm(2)	RCK-162	RCK-50	18,000	3/4	125mm(5)	RC-2062 


 **Warning:** These tools have an open flute design (not anti-kickback) and are intended for high feed-rate CNC machine use only. **Do not use in portable routers.**

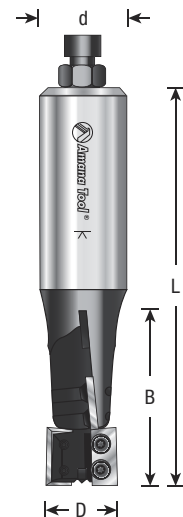

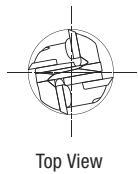
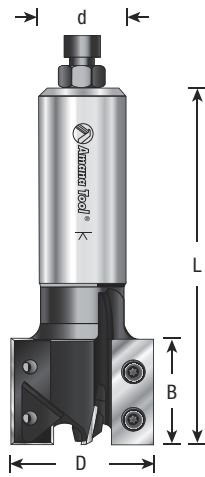



CNC INSERT CARBIDE UP & DOWN SHEAR

Insert straight router bit complete with two up/down-shear flutes and center tip. Shear flutes squeeze the material into the middle to give an extra fine finish on both surfaces of laminated and veneered board. Replaceable inserts ensure a constant cutting diameter and finish quality. Center tip for improved boring. For use on routers with CNC control.

ØD	B	Repl. Knife	Max RPM	Ød	L	Tool No.
20mm(25/32)	30mm(1-3/16)	RCK-16	18,000	3/4	110mm(4-11/32)	RC-2300
20mm(25/32)	50mm(2)	RCK-28	18,000	3/4	130mm(5-1/8)	RC-2304

 CNC feed and speed available online



CNC INSERT CARBIDE STAGGER-TOOTH


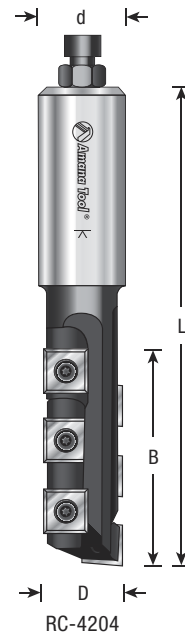
Complete with two flutes and multiple cutting blades. Blades are sheared up and down to ensure a good finish on both top and bottom surfaces of laminated and veneered boards. For use on routers and machining centers with CNC control.

ØD	B	# of Knives	Repl. Knife	Max RPM	Ød	L	Tool No.
22mm(7/8)	42mm(1-11/16)	4	AMA-12	18,000	3/4	115mm(4-9/16)	RC-4200
22mm(7/8)	62mm(2-7/16)	6	AMA-12	18,000	3/4	135mm(5-5/16)	RC-4204

Replacement screw #67110.



CNC feed and speed available online



CNC INSERT CARBIDE ROUGH RABBETING & SIZING


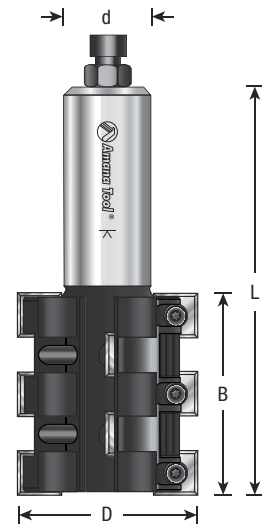
Insert straight router bit with multiple cutting flutes. Suitable for rough rabbeting and sizing in softwood, hardwood and man-made boards (with or without coating). Multiple cutting flutes ensure fine chips are produced for improved waste extraction. Replaceable inserts ensure a constant cutting diameter. For use on routers and machining centers with CNC control.

ØD	B	# of Knives	Repl. Knife	Max RPM	Ød	L	Tool No.
50mm(2)	56mm(2-13/64)	10	AMA-12	18,000	3/4	113mm(4-1/2)	RC-2350

Replacement screw #67115.



CNC feed and speed available online





Extended Life

INDUSTRIAL Solid Carbide Spiral & Compression CNC Bits




SPIRAL FLUTE PLUNGE

Solid Carbide • 2 Flute • Up-Cut & Down-Cut

Spiral-flute bits combine a shearing action in cutting with an augering action in chip clearance. The shearing action yields an especially clean accurate cut while the augering action clears chips from the cut.

The 'Up-Cut' shears from the bottom up pulling chips from the bottom up thus allowing deeper penetration with less stress on the tool. An excellent choice for mortising.

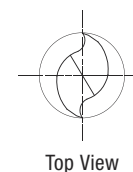
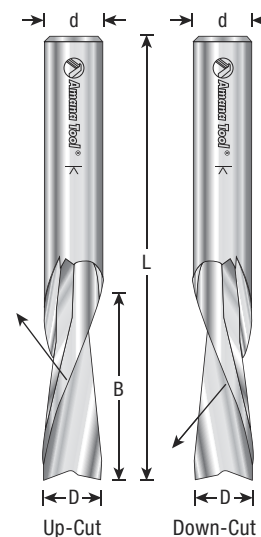
Special unique carbide grade increased clearance geometry and razor-sharp cutting edges with polished flutes provide a superior finish and longer tool life especially in abrasive materials. Great for production settings and excellent for creating grooves and dado cuts in particleboard, plywood and laminate.



Up-Cut

Down-Cut

ØD	B	Ød	L	'Up-Cut' Tool No.	'Down-Cut' Tool No.
1/32	1/8	1/8	2	—	46229
3/64	1/8	1/8	2	—	46231
1/16	3/16	1/8	2	—	46237
3/32	1/4	1/8	2	—	46239
1/8	1/2	1/8	2	46127	46227
1/8	1/2	1/4	2	46100	46200
1/8	1/2	1/4	2-1/4	46333 <i>New</i>	46433 <i>New</i>
1/8	13/16	1/4	2-1/2	46125	46225
5/32	5/8	1/4	2-1/2	46310	46410
3/16	3/4	1/4	2	46101	46201
3/16	3/4	1/4	2-1/2	46131 <i>New</i>	46331 <i>New</i>
7/32	1	1/4	2-1/2	46314	46414
1/4	3/8	1/4	2-1/2	46337 <i>New</i>	46437 <i>New</i>
1/4	5/8	1/4	2-1/2	46338 <i>New</i>	46438 <i>New</i>
1/4	3/4	1/4	2-1/2	46102	46202
1/4	3/4	1/4	2-1/4	46102-S	46202-S
1/4	1	1/4	2-1/2	46315	46415
1/4	1-1/8	1/4	3	46316	46416
1/4	1-1/4	1/4	3	46321	46421
9/32	1	5/16	2-1/2	46317	46417
9/32	1	1/2	3	46117	46217
5/16	1	5/16	2-1/2	46325 <i>New</i>	46422 <i>New</i>
5/16	1	1/2	3	46119	46219
5/16	1-1/8	1/2	3	46318	—
3/8	7/8	3/8	3	46339 <i>New</i>	46439 <i>New</i>
3/8	1	3/8	2-1/2	46103	46203
3/8	1-1/4	3/8	3	46320	46420
3/8	1-1/2	3/8	4	46323	46423
3/8	1-1/4	1/2	3	46104	46204
7/16	1	1/2	3	46335 <i>New</i>	46435 <i>New</i>
1/2	7/8	1/2	3	46210 <i>New</i>	46447 <i>New</i>
1/2	1-1/8	1/2	3	46336 <i>New</i>	46436 <i>New</i>
1/2	1-1/4	1/2	3	46106	46206
1/2	1-5/8	1/2	3-1/2	46107	46207
1/2	2	1/2	4	46329	46429
5/8	1-5/8	5/8	3-1/2	46108	46208 ▲
5/8	2	5/8	4	46121 ▲	—

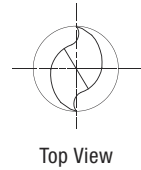
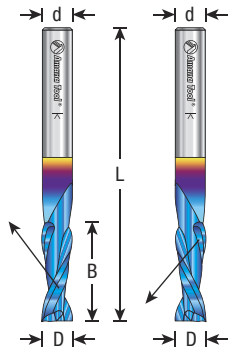



Sets Available
See page 83



▲ **Warning:** These tools have an open flute design (not anti-kickback) and are intended for high feed-rate CNC machine use only. **Do not use in portable routers.**

CNC feed and speed available online



Top View

SPEKTRA™

EXTREME TOOL LIFE COATING

UP TO
2.5X
LONGER LIFE
COMPARED TO UNCOATED BITS

SPIRAL FLUTE PLUNGE **New**

Solid Carbide • 2 Flute

The Spektra™ nACo® nanocomposite coating is a micro thin ceramic coating which enables the tool's cutting edge to retain crucial sharpness and lubricity. This provides longevity and produces cutting results of the highest quality.

For complete details on Spektra™ visit www.amanatool.com/spektra

For material cut list visit www.amanatool.com.



ØD	B	Ød	L	'Up-Cut' Tool No.	'Down-Cut' Tool No.
1/8	1/2	1/4	2	46100-K	46200-K
1/8	13/16	1/4	2-1/2	46125-K	46225-K
1/4	3/4	1/4	2-1/2	46102-K	46202-K
1/4	1	1/4	2-1/2	46315-K	46415-K
1/2	1-1/4	1/2	3	46106-K	46206-K
3/8	1-1/4	3/8	3	46320-K	46420-K

SPIRAL FLUTE PLUNGE

Solid Carbide • 3 Flute

Great for production settings and excellent for creating grooves and dado cuts. Three-flute design for very high quality finish.

Excellent For Cutting:

- Wood
- Plywood
- Composite Materials



ØD	B	Ød	L	'Up-Cut' Tool No.	'Down-Cut' Tool No.
3/8	1-1/4	3/8	3	46114	46214
1/2	1-1/2	1/2	3-1/2	46116	46216
1/2	2	1/2	4	46118	46218

Warning: Recommended RPM=20,000-21,000



CNC feed and speed available online

SPIRAL FLUTE PLUNGE FOR SOLID WOOD

Solid Carbide • 2 Flute

The combination of acute spiral flute shear angles with the face ground helix yield high feed rates, fast plunge action, quick direction changes, deep penetration and mirror finish.



ØD	B	Ød	L	'Up-Cut' Tool No.	'Down-Cut' Tool No.
1/8	1/2	1/8	2	46240 †	46340 †
1/8	1/2	1/4	2	46241	46341
3/16	5/8	1/4	2	46245	46345
7/32	1	1/4	2-1/2	46247	—
1/4	3/4	1/4	2-1/2	46249	46349
1/4	1	1/4	2-1/2	46248	46348
1/4	1-1/8	1/4	3	46250	46365
5/16	1-1/8	1/2	3	46253	46353
3/8	1-1/4	3/8	3	46259	46359
3/8	1-1/4	3/8	3-1/4	46259S New	—
3/8	1-1/4	1/2	3	46257	46357
1/2	1-1/4	1/2	3	46261	46361
1/2	1-5/8	1/2	3-1/2	46263	46363

Warning: Recommended RPM=20,000-21,000

† Router collet reducer RB-102 (1/4 to 1/8) available for 1/8 shank bits.



CNC feed and speed available online



CNC COMPRESSION SPIRAL FLUTE

Solid Carbide • Single, 2 & 3 Flute • For MDF/Laminate

Special carbide for longer lifetime in abrasive material. Designed for CNC applications requiring high feed rates and a clean finish. Particularly suitable for double-sided melamine or laminated material. 3-flute design provides an extra-smooth finish.

Excellent For Cutting:

- MDF/HDF
- Laminate
- Melamine
- Veneered Plywood
- Wood
- Oriented Strand Board (OSB)



ØD	B	B1	Ød	L	Flute	Tool No.
1/8	3/8	5/32	1/8	2-1/2	1	46137 †
1/8	3/8	5/32	1/4	2-1/2	1	46139
1/4	7/8	3/8	1/4	2-1/2	1	46140
1/2	1-1/4	7/16	1/2	3	1	46159
1/2	1-5/8	7/16	1/2	3-1/2	1	46160
1/8	13/16	7/32	1/8	2-1/2	2	46180 **
5/32	7/8	1/8	1/4	2-1/2	2	46183 New
3/16	0.775	7/32	3/16	2-1/2	2	46181
1/4	7/8	7mm	1/4	2-1/2	2	46170
1/4	7/8	7mm	1/4	2-1/2	2	46170-LH *
3/8	7/8	.188	3/8	3	2	46171 New
3/8	1-1/8	9mm	3/8	3	2	46173 New
3/8	1-1/4	9mm	3/8	3	2	46172
3/8	1	9mm	1/2	3	2	46174
3/8	1-1/8	9mm	1/2	3	2	46178
1/2	1	9mm	1/2	3	2	46182
1/2	1-1/8	10mm	1/2	3	2	46186
1/2	1-1/4	11mm	1/2	3	2	46188
1/2	1-1/4	11mm	1/2	3	2	46188-LH *
1/2	1-1/2	12mm	1/2	3-1/2	2	46189
1/2	1-1/2	7/16	1/2	4-1/16	2	46191
1/2	1-5/8	13mm	1/2	3-1/2	2	46190
1/2	1-5/8	13mm	1/2	3-1/2	2	46190-LH *
3/8	7/8	.200	3/8	3	3	46011 New
3/8	1-1/8	9mm	3/8	3	3	46010 ⚠ ²⁸
1/2	7/8	.200	1/2	3	3	46013 New
1/2	1-1/4	9mm	1/2	3	3	46012 ⚠ ²⁸
1/2	1-5/8	9mm	1/2	3-1/2	3	46014 ⚠ ²⁸
4-Pc Set (includes 46170, 46172, 46180 & 46188)						AMS-182 New

⚠ **Warning:** Recommended RPM=20,000-21,000

⚠²⁸ Maximum RPM =28,000

*Indicates left hand rotation. **Optional 1/4" dia. sleeve/adaptor #47632, see page 179.



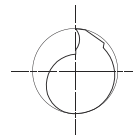
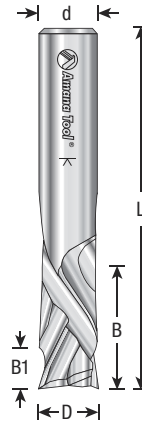
CNC COMPRESSION SPIRAL FLUTE **New**

Solid Carbide • 2 & 3 Flute • For MDF/Laminate

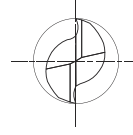
The Spektra™ nAcO® nanocomposite coating is a micro thin ceramic coating which enables the tool's cutting edge to retain crucial sharpness and lubricity. This provides longevity and produces cutting results of the highest quality.

ØD	B	B1	Ød	L	Flute	Tool No.
1/8	13/16	7/32	1/8	2-1/2	2	46180-K
1/4	7/8	7mm	1/4	2-1/2	2	46170-K
3/8	7/8	.200	3/8	3	2	46171-K
3/8	1	9mm	1/2	3	2	46161
3/8	1-1/4	9mm	3/8	3	2	46172-K
1/2	1-1/4	11mm	1/2	3	2	46188-K
1/2	1-5/8	13mm	1/2	3-1/2	2	46190-K
3/8	1-1/8	9mm	3/8	3	3	46010-K
1/2	1-1/4	9mm	1/2	3	3	46012-K
1/2	1-5/8	9mm	1/2	3-1/2	3	46014-K

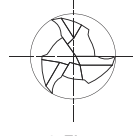
5-Pc Spektra Set (includes 46172-K, 46188-K, 46190-K, 46010-K & 46170-K) AMS-182-K




Single Flute




2 Flute



3 Flute



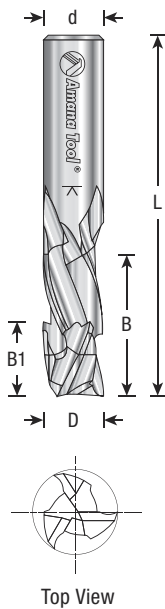
PCD Tipped Compression Bits
See page 38



Excellent For Cutting:

- CFRP
- Double-Sided Melamine
- Laminate
- MDF/HDF
- Melamine Particleboard
- Oriented Strand Board (OSB)
- Veneered Plywood
- Wood

UP TO
2.5X
LONGER LIFE
COMPARED TO UNCOATED BITS



CNC COMPRESSION SPIRAL FOR NESTING

Solid Carbide • 3 Flute

Nesting refers to the process of laying out cutting patterns to minimize the raw material waste.

Excellent for Cutting:

- MDF
- Melamine
- Laminate
- Composites
- Oriented Strand Board (OSB), which is an engineered wood particleboard

New generation of spiral tools for nesting operation on CNC machines:

- High clearance geometric shape for maximum feed rate
- Superior cut quality
- Free chip flow



ØD	B	B1	Ød	L	Tool No.
1/4	5/8	9/32	1/4	2-1/2	46370
3/8	1	9/32	3/8	3	46371
1/2	1-1/4	23/64	1/2	3	46372

Warning: Maximum RPM=28,000

CNC feed and speed available online

CNC COMPRESSION SPIRAL FLUTE FOR SOLID WOOD

Solid Carbide • Single & 2 Flute

Designed for working in hard solid wood. Slow helix, special grinding angle, improved body shape in order to support the high feed rate, quick direction changes and deep penetration.



ØD	B	B1	Ød	L	Flute	Tool No.
1/4	7/8	9/32	1/4	2-1/2	1	46390
1/4	7/8	13/64	1/4	2-1/2	1	46322
3/8	7/8	13/64	3/8	3	1	46324
3/8	1-1/8	23/64	1/2	3	1	46392
1/2	7/8	13/64	1/2	3	1	46326
1/2	1-5/8	15/64	1/2	3-1/2	1	46328
1/2	7/8	13/64	1/2	3	2	46342
1/2	1-3/8	5/16	1/2	3-1/2	2	46344

CNC feed and speed available online

SPIRAL FLUTE PLUNGE WITH CORNER RADIUS New

Solid Carbide • 2 Flute • Up-Cut

For carving, lettering, decorative doors and sign manufacturing. Leaves an excellent finish and expels chips quickly.

Excellent For Cutting:

- Aluminum
- MDF
- Soft/Hard Plastic
- Soft/Hard Wood



ØD	R	B	Ød	L	Tool No.
1/4	1/16	3/4	1/4	2-1/2	46460

CNC feed and speed available online

CNC MORTISE COMPRESSION SPIRAL

Solid Carbide • Single, 2, 3 & 4 Flute • For Mortising Work

These tools have a much shorter up-cut section than the standard compression tools. They are ideal for mortising, grooving and dado.

Excellent For Cutting:

- MDF/HDF
- Laminate
- Melamine
- Wood & Plywood



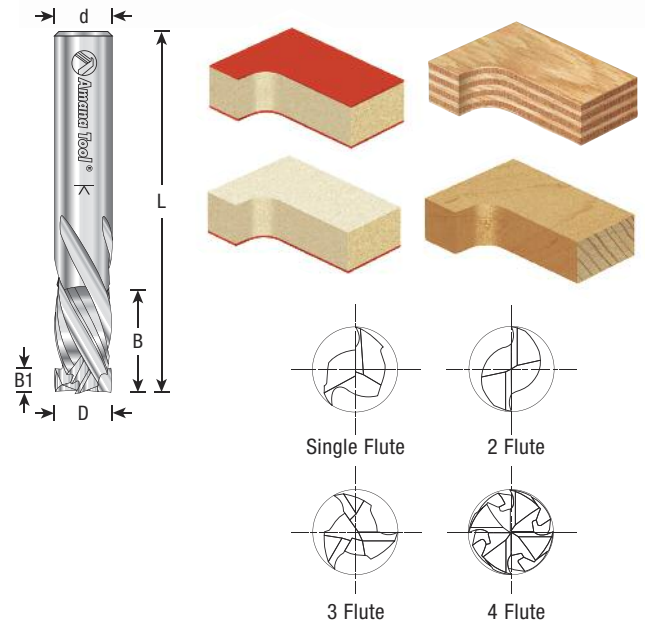
ØD	B	B1	Ød	L	Flute	Tool No.
1/4	1	1/8	1/4	2-1/2	1	46393
1/2	1-5/8	1/4	1/2	3-1/2	1	46397
1/4	1	1/8	1/4	2-1/2	2	46350
3/8	7/8	1/8	3/8	3	2	46367
3/8	1-1/4	3/16	1/2	3	2	46352
1/2	1-1/4	1/4	1/2	3	2	46354
1/2	1-5/8	1/4	1/2	3-1/2	2	46356
1/2	2-1/8	1/4	1/2	4	2	46360 <i>New</i>
3/8	1	3/16	3/8	3	3	46020 ▲ ²⁸
1/2	1	1/4	1/2	3	3	46022 ▲ ²⁸
1/2	1-3/8	1/4	1/2	3-1/2	3	46024 ▲ ²⁸
1/2	7/8	.200	1/2	3	4	46026 ▲ ²⁸
1/2	1-3/8	.200	1/2	3-1/2	4	46028 ▲ ²⁸

▲ **Warning:** Recommended RPM=20,000-21,000

▲²⁸ Maximum RPM =28,000



CNC feed and speed available online



SPEKTRA™ EXTREME TOOL LIFE COATING

CNC MORTISE COMPRESSION SPIRAL *New*

Solid Carbide • 2 & 3 Flute • For Mortising Work

The Spektra™ nCo® nanocomposite coating is a micro thin ceramic coating which enables the tools cutting edge to retain crucial sharpness and lubricity. This provides longevity and produces cutting results of the highest quality.


For complete details on Spektra™ visit www.amanatool.com/spektra



ØD	B	B1	Ød	L	Flute	Tool No.
1/4	1	1/8	1/4	2-1/2	2	46350-K
3/8	7/8	1/8	3/8	3	2	46367-K
3/8	1-1/4	3/16	1/2	3	2	46352-K
3/8	1	3/16	3/8	3	3	46020-K

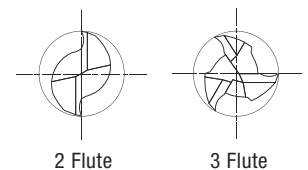


CNC feed and speed available online



Excellent For Cutting:

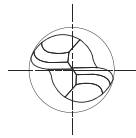
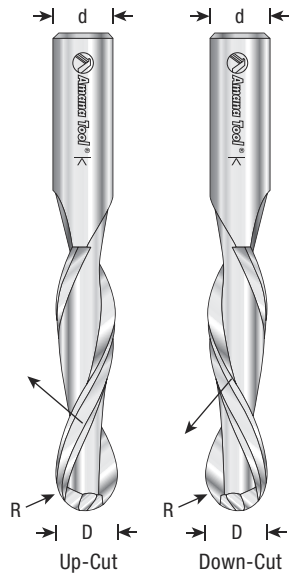
- MDF/HDF
- Double-Sided Melamine
- Laminate
- Wood & Plywood





Up-Cut

Down-Cut



Top View

SPIRAL BALL NOSE

Solid Carbide • 2 Flute

For carving, decorative doors and sign manufacturing. Leaves an excellent finish and expels chips quickly.

Excellent For Cutting:

- Soft/Hard Wood
- Aluminum/Non-Ferrous
- MDF
- Soft/Hard Plastic
- Sign Foam



$\varnothing D$	R	B	$\varnothing d$	L	'Up-Cut' Tool No.	'Down-Cut' Tool No.
1/16	1/32	1/4	1/8	2	46373	—
1/8	1/16	1/2	1/8	2	46375	—
1/8	1/16	1/2	1/4	2	46369	—
1/4	1/8	3/8	1/4	2-1/2	46374	—
1/4	1/8	1	1/4	2-1/2	46376	46476
3/8	3/16	1-1/4	3/8	3	46378	—
1/2	1/4	1-1/4	1/2	3	46380	46477
1/2	1/4	2-1/8	1/2	4	46384	—
5/8	5/16	2-1/8	5/8	4	46386 ★ ¹⁸	—
3/4	3/8	2-1/2	3/4	5	46387 ★ ¹⁸	—

3-Pc Set (Includes 46376 (1/4 Dia.), 46288 (1/8 Dia.) & 46389 (3/16 Dia.) **AMS-149**

▲ **Warning:** Maximum RPM ▲¹⁸=18,000

★ **Warning:** These tools have an open flute design (not anti-kickback) and are intended for high feed-rate CNC machine use only. **Do not use in portable routers.**

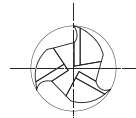
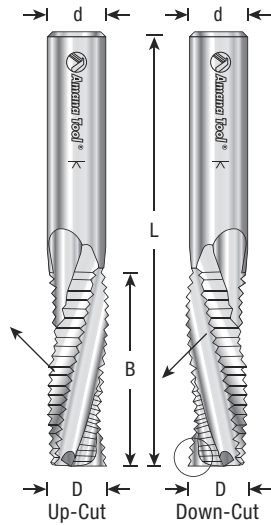


CNC feed and speed available online



Up-Cut

Down-Cut



Top View

CNC SPIRAL FLUTE ROUGHING

Solid Carbide • 3 Flute with Chipbreaker

Specially designed for high RPM/feed rate CNC routers. Unique chipbreaker design is available with 'Up-Cut' or 'Down-Cut'. Will leave a wavy, striated finish.

Excellent For Cutting:

- Laminate
- Veneered Plywood
- Wood




$\varnothing D$	B	$\varnothing d$	L	'Up-Cut' Tool No.	'Down-Cut' Tool No.
3/8	1-1/4	3/8	3	46129	46223
1/2	1-5/8	1/2	4	46124	46224
1/2	2	1/2	4-1/2	46126	46226
3/4	2-1/4	3/4	4-1/2	46130	—

▲ **Warning:** Recommended RPM=20,000-21,000



CNC feed and speed available online



CNC SPIRAL FLUTE FINISHING

Solid Carbide • 3 Flute with Chipbreaker

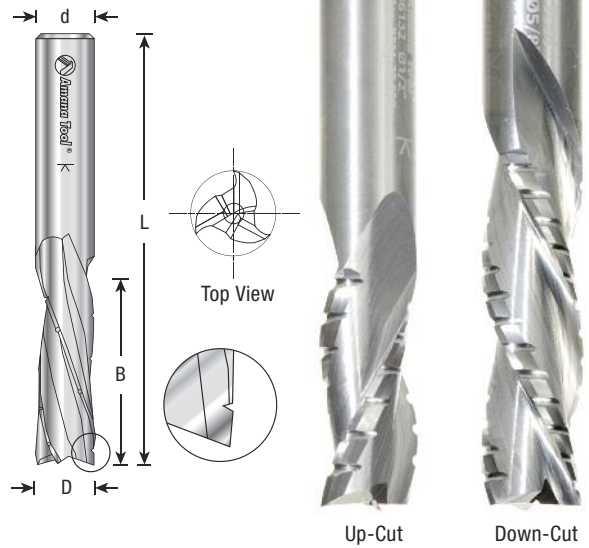
This series of bits contains small chip breakers that break up the chips and allow the bit to run cooler and faster. For cutting wood and wood composites.



ØD	B	Ød	L	'Up-Cut' Tool No.	'Down-Cut' Tool No.
1/2	1-1/8	1/2	3	46132	46232
1/2	1-5/8	1/2	3-1/2	46134	46234
5/8	2-1/8	5/8	4	—	46236
3/4	2-1/4	3/4	4	46138	46238



CNC feed and speed available online



SPIRAL PATTERN/PLUNGE COMPRESSION


Solid Carbide (Brazed to Steel Shank) • 2 Flute with Upper Ball Bearing

Plunge-cutting straight with a shank-mounted ball-bearing pilot. Useful for template/pattern routing or parts, joints, internal cuts and can be used in handheld and table-mounted routers. The template is attached to the work-piece and the pilot bearing rides along its edge as the cutting edges rout the work-piece, forming an exact duplicate of the template.



ØD	B	Ød	L	Replacement Bearing	Tool No.
7/8	1-9/64	1/2	3-15/16	47793	57176

Replacement parts: Screw #67109; Washer #67101.



SPIRAL FLUSH TRIM COMPRESSION

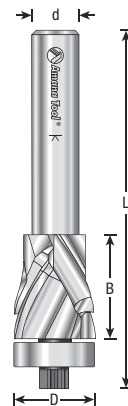
Solid Carbide (Brazed to Steel Shank) • 2 Flute with Ball Bearing Guide

Used for trimming laminate work or for template and pattern work. For template application, the bearing follows the template, while the cutting edge trims the work-piece. With the router handheld, the template is on the bottom of the work. With table-mounted router, the template is on top.



ØD	B	Ød	L	Replacement Bearing	Tool No.
22mm	1-9/64	1/2	3-15/16	47798	57174

Replacement parts: Screw #67109; Washer #67101.





UP TO
2.5X
LONGER LIFE
COMPARED TO UNCOATED BITS

Set #AMS-190-K Includes:

Compression	Plastic 'O' Flute	Spiral Plunge
46170-K	51441-K	46100-K
46171-K	51410-K	46102-K
46161	RB-102	46315-K
46010-K	51411-K	
46162	51446-K	
46163	51417-K	
46012-K	51404-K	
46165	51405-K	

18-PC. SPIRAL MASTER COLLECTION New

*Solid Carbide Carbide Compression Spiral,
Plastic Cutting Spiral 'O' Flute & Spiral Plunge*



For material cut list visit www.amanatool.com.

8-PC. BALL NOSE SPIRAL New

Solid Carbide Spiral Router Bit Collection



Excellent For Cutting:

- Aluminum/Non-Ferrous
- Soft/Hard Plastic
- MDF/HDF
- Soft/Hardwood
- Sign Foam



Includes:

46373, 46369, 46376, 46378, 46380, 46424, 46426 & 46446



Set #AMS-180

3-PC SPIRAL BALL NOSE PACK New

Solid Carbide • 2 Flute

Designed for a wide variety of applications.



Includes:

46288, 46389 & 46376



Set #AMS-149

5-PC. UP-CUT SPIRAL

Solid Carbide Spiral Router Bit Collection



Excellent For Cutting:

- MDF/HDF
- Veneered Plywood
- Laminate
- Composite



Includes:

46100, 46101, 46102, 46320, 46106 & RB-122



Set #AMS-120

8-PC. UP-CUT SPIRAL

Solid Carbide Spiral Router Bit Collection



Excellent For Cutting:

- MDF/HDF
- Veneered Plywood
- Laminate
- Composite



Includes:

46100, 46101, 46102, 46315, 46316, 46320, 46104, 46106 & RB-122



Set #AMS-121

5-PC. DOWN-CUT SPIRAL

Solid Carbide Spiral Router Bit Collection



Excellent For Cutting:

- MDF/HDF
- Veneered Plywood
- Laminate
- Composite



Includes:

46200, 46201, 46202, 46420, 46206 & RB-122



Set #AMS-122

8-PC. DOWN-CUT SPIRAL

Solid Carbide Spiral Router Bit Collection



Excellent For Cutting:

- MDF/HDF
- Veneered Plywood
- Laminate
- Composite



Includes:

46200, 46201, 46202, 46415, 46416, 46420, 46203, 46206 & RB-122



Set #AMS-123

8-PC. UP & DOWN-CUT SPIRAL

Solid Carbide Spiral Router Bit Collection



Excellent For Cutting:

- MDF/HDF
- Veneered Plywood
- Laminate
- Composite



Includes:

46100, 46101, 46102, 46106, 46200, 46202, 46420, 46206 & RB-122



Set #AMS-125



CNC feed and speed available online



INDUSTRIAL INSERT
SPOILBOARD
SURFACING ROUTER BITS





Insert Knife Technology Provides the Highest Quality of Cut!

The insert spoilboard industrial router bits with scorers features a unique 2+2 knife design that contains two cutting flutes and two up-shear scorers, which provide a smoother finish at the bottom of the cut than traditional two-knife style router bits. Engineered with an Amana-exclusive carbide grade for the highest quality of cut, maximum cutting efficiency and faster material removal process. These industrial router bits feature insert knives with four cutting edges that allow users to rotate the knife when one side becomes dull. Great for surface planing.

SPOILBOARD SURFACING, RABBETING FLYCUTTER, LEVELER & SURFACE PLANER

Insert Carbide with Scorer and 2+2 Insert Knife Design

Insert router bit complete with two cutting flutes and two up-shear scorers for fast removal of materials over large surface area. The scorer leaves an improved finish at the bottom of the cut. Utilizes 4-sided carbide inserts. Max cutting depth is 1/4".

Also perfect for surfacing and finishing using timber slab machines.

Designed for planing & rabbeting the following materials:

- MDF
- Fiberboard
- HDF/LDF
- Plywood/Chipboard*
- Balsa Core*
- Hardwood/Softwood*
- Plastic*

*For optimal results and maximum insert life, replace inserts with optional general purpose knives (sold separately).



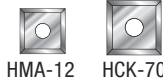
Torx® keys included.



ØD	B	Ød	L	Repl. MDF Knives	Max RPM	Tool No.
2-1/2	15/32	1/2	2-1/2	HMA-12, HCK-70	19,000	RC-2251
80mm(3-5/32)	15/32	3/4	90mm(3-1/2)	HMA-12, HCK-70	18,000	RC-2252 ♦

♦ CNC use only.


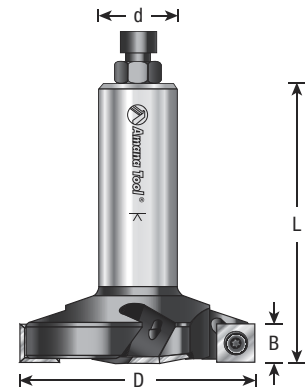
Optional General Purpose knives: #AMA-12 & #RCK-70.
 Replacement screws: bottom: (2) #67155; sides: (2) #67110.
 Torx® key: bottom: #5015; sides: (2) #5005.



Warning: Proper torques rating to tighten down screws is 2-3Nm Torques.

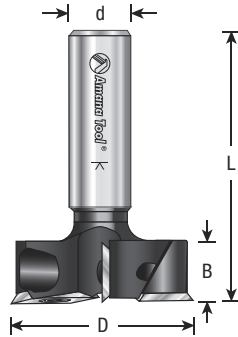


CNC feed and speed available online





Tool holder sold separately.



MINI SPOILBOARD SURFACING, RABBETING, FLYCUTTER, LEVELER & SURFACE PLANER

Insert Carbide with Scorer and 2+2 Knife Design

Mini insert spoilboard surfacing & rabbeting with scorer, great for cutting tight corners. Features unique 2+2 insert knife design that contains two cutting flutes and two up-shear scorers, which provide a smoother finish at the bottom of the cut than traditional two-knife style router bits. Max cutting depth is 1/4".

Also perfect for surfacing and finishing using timber slab machines.



Designed for planing & rabbeting the following materials:

- MDF
- Fiberboard
- HDF/LDF
- Chipboard*
- Balsa Core*
- Hardwood/Softwood*
- Plastic*

*For optimal results and maximum insert life, replace inserts with optional general purpose knives (sold separately).

- 2+2 Mini design for tighter corners
- Utilizes 4-sided carbide inserts
- Exclusive carbide grade for highest quality of cut
- Maximum cutting efficiency
- Faster material removal process



ØD	B	Ød	L	Repl. MDF Knives	Max RPM	Tool No.
1-1/4	27/64	1/2	2-17/64	RCK-450, RCK-452	24,000	RC-2247
1-1/2	1/2	1/4	1-13/16	HMA-12, HCK-70 †	24,000	RC-2249 ♦
1-1/2	1/2	12mm	2-5/16	HMA-12, HCK-70 †	24,000	RC-2253 ♦
1-1/2	1/2	1/2	2-5/16	HMA-12, HCK-70 †	24,000	RC-2250

† Optional General Purpose knives #AMA-12 & #RCK-70.

♦ CNC use only.

#RC-2247 replacement screws: bottom: (2) #67123, key #5090; sides: (2) #67115, key #5005.

#RC-2249, #RC-2250 & #RC-2253 repl. screws: bottom: (2) #67155, key #5015; sides: (2) #67115, key #5005.

Note: This tool is not designed to plunge! You must ramp down to a depth of 1/4" deep over a 20" run. Use the max RPM allowed (24,000) and start the feed rate at about 320 inches per minute, and go up until you get waves, then back down to a smooth cut/finish.

Warning: Proper torques rating to tighten down screws is 2-3Nm Torques.



CNC feed and speed available online

2+2 DESIGN



MINI



Torx® key included.

Create Your Own MDF SIMULATED SHAKER DOORS



To produce MDF Shaker cabinet doors use #RC-2250 or #RC-2252 and square corners with #45200 straight plunge router bit.





CNC HEAVY DUTY SPOILBOARD SURFACING, New PLANING, FLYCUTTER & LEVELER

Insert Carbide • 3 Wing and 5 Wing

Featuring solid carbide insert knives with four cutting edges that allow users to rotate the knife when one side becomes dull providing the highest-quality finish available.

Also perfect for surfacing and finishing using timber slab machines.

- Capable of removing thin layers of material, less than 0.001" per pass
- Tool can plunge down up to 1/4", then start resurfacing
- The unique chamfer corner insert design creates a flawless surface
- The 3 wing and 5 wing design results in a more balanced tool while running

Designed for the following materials:

- MDF
- Plywood/Chipboard*
- Fiberboard
- Balsa Core*
- HDF/LDF
- Hardwood/Softwood*
- Plastic*

*For optimal results and maximum insert life, replace inserts with optional general purpose knives (sold separately).



- Utilizes 4-sided carbide inserts
- Exclusive carbide grade for highest quality of cut
- Maximum cutting efficiency
- Faster material removal process



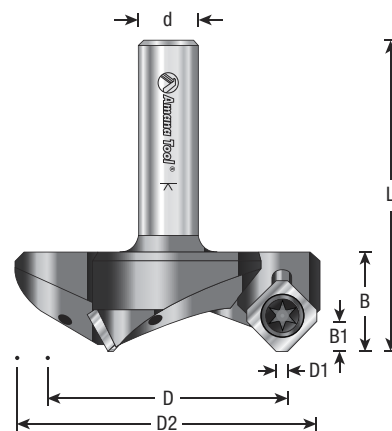
ØD	B	Ød	L	Repl. MDF Knives	B1	D1	D2	Flute	Tool No.
2	53/64	1/2	2-19/32	RCK-459 †	1/4	5/64	2-1/2	3	RC-2255
3-11/32	1-7/32	3/4	3-25/64	RCK-459 †	1/4	5/64	3-27/32	5	RC-2259

† Optional General Purpose knives #RCK-457.

Repl. screws: (5) #67110, key #5005

Warning: Proper torques rating to tighten down screws is 2-3Nm Torques.

CNC feed and speed available online



3-Wing



5-Wing



Tool holder sold separately.

SPOILBOARD SURFACING, RABBETING, FLYCUTTER, LEVELER & SURFACE PLANER

Insert Carbide • 2-Wing

These industrial router bits feature solid carbide insert knives with four cutting edges that allow users to rotate the knife when one side becomes dull, providing the highest-quality finish available on woodworking tools. Used in resurfacing of particleboard, MDF and balsa core material. Optional general purpose knives for chipboard, balsa core, hardwood/softwood and plastic.

Also perfect for surfacing and finishing using timber slab machines.



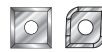
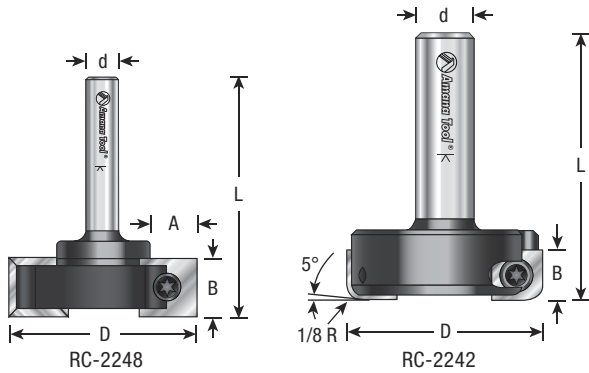
- Utilizes 4-sided carbide inserts
- Exclusive carbide grade for highest quality of cut
- Maximum cutting efficiency
- Faster material removal process

Designed for planing & rabbeting the following materials:

- MDF
- Fiberboard
- HDF/LDF
- Chipboard*
- Balsa Core*
- Hardwood/Softwood*
- Plastic*



*For optimal results and maximum insert life, replace inserts with optional general purpose knives (sold separately).



ØD	B	Ød	L	Max Cut Depth (A)	Repl. MDF Knives	Repl. Screws	Max RPM	Tool No.
1	12mm	1/4	2-1/64	1/4	HMA-12 †	67115	24,000	RC-2243 †♦
1-1/4	12mm	1/4	1-11/16	1/4	HMA-12 †	67117	18,000	RC-2245 †♦
1-1/2	12mm	6mm	1-11/16	1/4	HMA-12 †	67117	24,000	RC-2256 †♦
1-1/2	12mm	1/4	1-11/16	1/4	HMA-12 †	67117	24,000	RC-2248 †♦
1-1/2	12mm	1/2	2-3/16	1/4	HMA-12 †	67117	24,000	RC-2241
1-1/2	1/2	1/2	2-1/2	3/8	—	—	14,500	DRB-440 ♦
1-3/4	12mm	1/2	1-49/64	—	RCK-344	67115	28,000	RC-2242 **
2-1/2	1/2	1/2	2-1/2	1/4	HMA-12 †	67110	19,000	RC-2257
4	1/2	3/4	3	1/4	HMA-12 †	67110	13,000	RC-2258 ♦

† Mini Design.

† Optional general purpose knives #AMA-12.

** Best recommended for planing/flattening in surfaces of large solid wood slabs with a handheld router in router sleds. Features a 1/8 radius 5° bevel, making this tool unique compared to other spoilboard bits. Not to be used for slot cutting.

♦ Polycrystalline Diamond (PCD) for extremely long life.


⚠ **Warning:** Proper torques rating to tighten down screws is 2-3Nm Torques.

♦ CNC use only.



RC-2242: Rotate inserts for straight edge cut.

PDF CNC feed and speed available online



INDUSTRIAL

Mortising Router Bits



Mortising is one of the most common woodworking operations. Mortise-and-tenon joints, hinges and locks, grooves and dadoes, all require the precise removal of material.

Whether you need a deep mortise for a strong, interlocking joint on a chair or a shallow mortise for hardware installation, Amana Tool® has a bit for the task. Some bits even have an upper guide bearing for use with a template. All of our mortising bits have Amana's renowned quality; your assurance of efficient, precise cuts and long tool life.

MORTISING

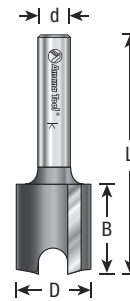
Carbide Tipped • 2 Flute

Cutting mortises for hinges and locks can be challenging; the mortise depth must be accurate for smooth operation and the edges must be sharp for a clean, professional installation. These mortise bits make hardware installation a snap. The large gullet between the two flutes clears chips away quickly and the cutter geometry creates a crisp outline for a perfect fit.



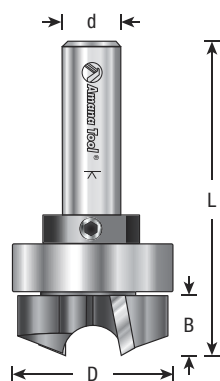
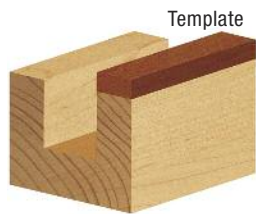
ØD	B	Ød	L	Tool No.
1/2	3/4	1/4	2	45500
5/8	3/4	1/4	2	45502
3/4	3/4	1/4	2	45504
3/4	5/8	1/2	2-1/4	45181* <i>New</i>
1-1/4	3/4	1/2	2-1/8	45505

* Without large gullet.



NOTE:
A proper mortising bit, as shown, should have a large gullet between the two flutes, as indicated with an arrow. This allows greater chip clearance and removal.





MORTISING WITH UPPER BALL BEARING

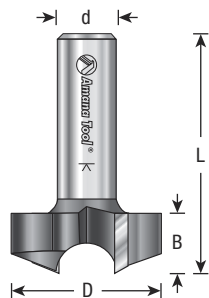
Carbide Tipped • 2 Flute • Down-Shear Design

There is no faster method for producing multiple mortises than with a template. The accuracy achieved with a template is unparalleled. These mortise bits are specially designed for use with templates, both linear and curved.

If you've ever used a bushing with template work then you'll appreciate these bearing-guided bits; there's no need to calculate offset – ever. Instead, the mortise is sized exactly to the template. And, unlike a bushing on the router sub-base, the guide bearing is always concentric to the cutting circle of the bit. This ensures precise cuts each and every time.



ØD	B	Ød	L	Replacement		Tool No.
				Bearing	Collar	
1/2	3/4	1/4	2-3/8	47701	47724	45582
5/8	3/4	1/4	2-3/8	47712	47724	45584
3/4	3/4	1/4	2-7/16	47714	47724	45586
1-1/4	1/2	1/2	2-5/8	47756	47740	45590



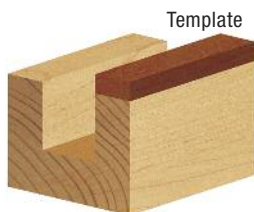
MORTISING

Carbide Tipped • 2 Flute • Down-Shear Design

Intended for hinge mortising, this bit is an excellent choice for cutting laps and tenons as well. The sides and bottom of the cut are exceptionally smooth. The down-shear design reduces chipping along the top edge of the cut, especially in laminates, veneered plywood and MDF. The large gullet between the cutting edges provides excellent chip clearance.



ØD	B	Ød	L	Tool No.
1/2	5/16	1/4	1-7/16	45570
3/4	3/4	1/2	2-1/4	45576
1-1/4	15/64	1/2	1-3/4	45578
1-1/4	1/2	1/2	2	45580



MORTISING FOR BOTTOM CLEANING WITH UPPER BALL BEARING

Carbide Tipped • 2 Flute • Up-Shear Design

Shank-mounted ball-bearing for pattern and template routing.



ØD	B	Ød	L	Replacement		Tool No.
				Bearing	Collar	
3/4	7/16	1/4	2-1/4	47714	47724	45561
3/4	7/16	1/2	2-1/2	47721	47739	45563
1	7/16	1/2	2-1/2	47754	47740	45565
1-1/2	5/8	1/2	2-3/4	47758	47740	45567


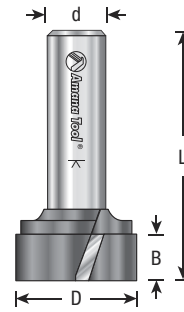
MORTISING FOR BOTTOM CLEANING

Carbide Tipped • 2 Flute • Up-Shear Design

This bit is intended for broad, very shallow cuts, where an exceptional finish is desired. Use it to clean up previously cut dados and grooves, or for surfacing cuts. The up-shear configuration improves chip removal, while the cutting-edge orientation produces a smooth surface.



ØD	B	Ød	L	Tool No.
3/4	7/16	1/4	2-1/4	45560
3/4	7/16	1/2	2-1/2	45562
1	7/16	1/2	2-1/2	45564
1-1/2	5/8	1/2	2-3/4	45566



UP-SHEAR BIT SLOT MORTISER

Carbide Tipped • 2 Flute

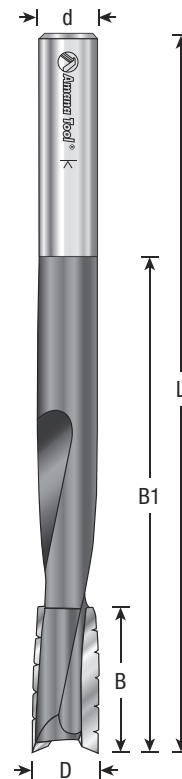
These bits are designed to do deep slot and holes for tenon, especially in doors, chairs, tables, etc. Special carbide with a 1" long up-shear and chipbreaker for fast cuts and chip clearance. For use in lock mortising and door machines.

For Slot Mortiser Only



ØD	B	B1	Ød	L	Tool No.
1/2	1	2-3/4	1/2	6	45540 ▲
5/8	1	4-3/4	1/2	6-5/8	45542 ▲
3/4	1	4-3/4	1/2	6-5/8	45544 ▲

▲ Warning: DO NOT USE THESE BITS ON A DRILL PRESS MACHINE UNDER ANY CIRCUMSTANCES!



HINGE AND LOCK FACE MORTISING/DADO SCREW TYPE CUTTER

Replaces Her-Saf® Style • Carbide Tipped • 2 Flute

Mortise doors to fit hinges, locks, lock face plates and for general stock removal. All cutters fit threaded arbors (see threaded arbor table below).

Down Shear



ØD	B	Thread	Tool No.
1/2 - 0.015	7/8	1/4" - 28	55283
1/2	7/8	1/4" - 28	55251
1/2	0.885	1/4" - 28	55253
1/2 + 0.015	9/16	1/4" - 28	55277
9/16	9/16	1/4" - 28	55279
9/16 + 0.015	9/16	1/4" - 28	55278
19/32	9/16	1/4" - 28	55281
5/8	9/16	1/4" - 28	55259
5/8 + 0.015	9/16	1/4" - 28	56250
11/16	9/16	1/4" - 28	56251
23/32	9/16	1/4" - 28	56252
3/4 - 0.015	9/16	1/4" - 28	55285
3/4	9/16	1/4" - 28	55250
3/4 + 0.015	9/16	1/4" - 28	55248
25/32	9/16	1/4" - 28	56253
13/16	9/16	1/4" - 28	55249
7/8	9/16	1/4" - 28	55252
15/16	9/16	1/4" - 28	55149
1	9/16	1/4" - 28	55254
1 + 0.015	9/16	1/4" - 28	56255
1-1/8	9/16	1/4" - 28	55256
1-1/4	9/16	1/4" - 28	55257
1-1/4	11/16	1/4" - 28	56254
1-1/4	5/8	1/4" - 28	55258
1-1/4	5/8	5/16" - 24	55255 *

Arbors: 1/4" Shank use #47611. 1/2" Shank use #47614. * Use arbor #47616.

Straight Style - No Shear

ØD	B	Thread	L	Tool No.
1/8 + 0.015	3/8	1/4" - 28	1-7/16	56268
3/16 + 0.039	1/2	1/4" - 28	1-19/32	56269
1/4	1/2	1/4" - 28	1.360	56270
1/4 + .015	1/2	1/4" - 28	1.360	56272
9/32	1/2	1/4" - 28	1.360	56273
5/16 + .015	1/2	1/4" - 28	1.360	56275
3/8	9/16	1/4" - 28	1.360	56274
3/8 + .015	9/16	1/4 - 28	1.360	56276

DOVETAIL SCREW TYPE CUTTERS New

Used with half-blind dovetail jigs, as well as with Omnijig®, Inkra® and Leigh® jigs. All cutters fit threaded arbors.



ØD	a°	B	Thread	L	Tool No.
1/2	14°	1/2	1/4" - 28	1-1/4	56280
3/8	9°	3/8	1/4" - 28	1-1/8	56281
7/16	10°	3/8	1/4" - 28	1-1/8	56282
5/8	14°	9/16	1/4" - 28	1-1/4	56283
3/4	14°	3/4	1/4" - 28	1-1/2	56284

THREADED ARBOR

For Screw Type Mortising Cutters (above tables)

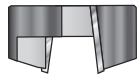
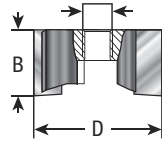


For Use With Cutter(s):	ØD	Ød	A	B	L	Tool No.
#55250 through #55258	1/4-28NF	1/4	1-7/16	1/4	1-13/16	47611
#55251	1/4-28NF	1/4	1-1/4	15/32	1-13/16	47615
#55255	5/16-24NF	1/4	1-7/16	1/4	1-13/16	47616
#55250 through #55258	1/4-28NF	1/2	1-1/2	1/4	1-1/2	47614

Due to application, these arbors are not furnished with hex nut or washers.



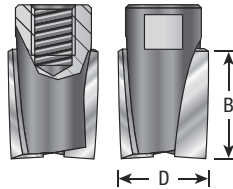
Arbor sold separately.



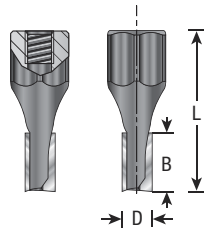
Fits Porter-Cable® & other standard model mortising jigs. Also used in door machines.



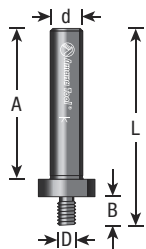
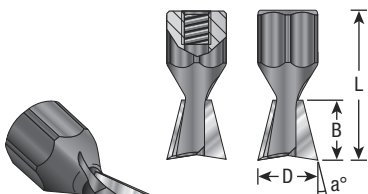
Down Shear Style



Straight Style



Dovetail Style



INDUSTRIAL

Flush Trim Router Bits

FLUSH TRIM PLUNGE TEMPLATE

Carbide Tipped • 2 & 3 Flute with Upper Ball Bearing

This bit is essentially a plunge-cutting straight with a shank-mounted ball-bearing pilot. Versatile, useful for template/pattern routing of parts, joints, internal cuts and can be used in handheld and table-mounted routers.



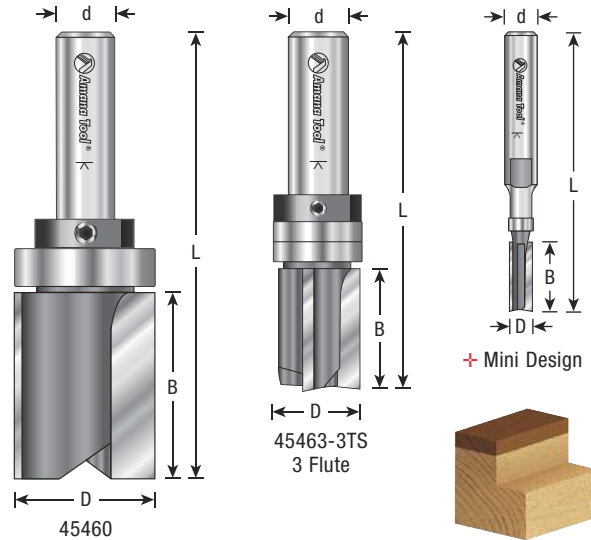
ØD	B	Ød	L	Flute	Repl. Bearing	Repl. Collar	Tool No.
3/16	1/4	1/4	1-3/4	2	47775	—	47222-S+
3/16	1/2	1/8	2	2	47775	—	47220 +
3/16	1/2	1/4	2	2	47775	—	47222 +
1/4	1/4	1/8	1-15/16	2	47723	—	47223-S+
1/4	1/4	1/4	2-1/2	2	47723	—	47224-S+
1/4	3/4	1/4	2-7/16	2	47723	—	47224 +
3/8	1/2	1/4	2	2	47751(2)	47764	45475 **
3/8	1	1/2	3-1/4	2	47751	—	47226
1/2	3/8	1/4	2-1/4	2	47701	47724	45481
1/2	1/2	1/4	2	2	47701	47724	45487
1/2	3/4	1/4	2-1/4	2	47701	47724	45491
1/2	1	1/4	2-1/2	2	47701	47724	45460
1/2	1-1/4	1/4	2-3/4	2	47701	47724	45461
1/2	1-1/4	1/2	3-1/2	2	47701	—	47228
9/16	3/4	1/4	2-5/16	2	47753	47724	45361 <i>New</i>
5/8	1/2	1/4	2-1/4	2	47712	47724	45482
5/8	3/4	1/4	2-1/2	2	47712	47724	45483
5/8	3/4	1/4	2-5/8	2	47712	47724	45470
5/8	1	1/4	2-3/4	2	47712	47724	45462
3/4	3/4	1/4	2-3/8	2	47714	47724	45485
3/4	1	1/4	2-1/2	2	47714	47724	45464
3/4	1	1/2	3	2	47721	47739	45463
3/4	1-3/4	1/2	3-3/4	2	47721	47739	45465
7/8	1	1/2	2-13/16	2	47830	47740	45363 <i>New</i>
7/8	1-9/64	1/2	3-15/16	2	47793	—	57176
1	1	3/8	2-7/8	2	47722	47730	45466
1	1	1/2	2-3/4	2	47745	47740	45365 <i>New</i>
1	1-3/4	1/2	3-3/4	2	47754	47739	45467
1-1/8	1	1/2	3	2	47738	47740	45550
1-1/8	1-1/2	1/2	3-1/2	2	47738	47740	45468
1-1/8	2	1/2	4	2	47738	47740	45551
1-1/4	1-1/2	1/2	3-3/8	2	47747	47740	45367 <i>New</i>
1-1/2	1-3/4	1/2	3-3/4	2	47749	47740	45368 <i>New</i>
3/8	1/2	1/4	2	3	47751	47764	45475-3TS
1/2	1	1/4	2-1/2	3	47701	47724	45460-3TS
3/4	1	1/2	3	3	47721(2)	47739	45463-3TS**

Down-Shear

ØD	B	Ød	L	Flute	Repl. Bearing	Repl. Collar	Tool No.
3/4	1-1/4	1/2	3-1/4	2	47721(2)	47739	45360 **
3/4	1-1/2	1/2	3-1/2	2	47721(2)	47739	45362 **
3/4	2	1/2	4	2	47721(2)	47739	45364 **
3/8	1/2	1/4	2	3	47751	47764	45475-3DS*
1/2	1	1/4	2-1/2	3	47701	47724	45460-3DS*
3/4	1	1/2	3	3	47721(2)	47739	45463-3DS**

+ **Attention:** Reduce RPM & Feed Rates (IPM) by 30-50% to prevent tool breakage due to extremely small diameter (D). Bits are not guaranteed due to extremely small diameter.

* Single bearing. **Double bearing.



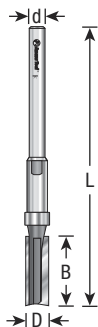

Down-shear angle cuts faster, cleaner and lasts longer than straight angle because of the chip removal speed.

We recommend using the down-shear angle in most instances especially where large diameters are used.



ONE OF THE SMALLEST DIAMETER PLUNGE BIT WITH BALL BEARING IN THE INDUSTRY!

A MAX
HARDER CARBIDE
FOR EXTENDED LIFE



MINI FLUSH TRIM PLUNGE TEMPLATE

Carbide Tipped with Mini Upper Ball Bearing Guide

These exclusive miniature bits feature either a 3/16" or 1/4" diameter ball bearing guide that is much smaller than other ball bearing router bits, making them ideal for delicate projects such as sign-making, building musical instruments, routing letter edges, flush trimming and plunging tight corners and confined areas and high production.

The bits can fit into tight spaces and sharp corners where a larger diameter bearing cannot, making it easier for users to work on finely detailed work pieces that have intricate contours, tight confines and narrow openings.

The series' innovative design also delivers a consistent edge that eliminates hand sanding or filing, thus saving users time and labor. Can be used on wood and plastics.



ØD	B	d	L	Repl. Bearing	Tool No.
3/16	1/2	1/8	2	47775 (3/16)	47220
3/16	1/2	1/4	2	47775 (3/16)	47222
3/16	1/4	1/4	1-3/4	47775 (3/16)	47222-S
1/4	1/4	1/8	1-15/16	47723 (1/4)	47223-S
1/4	3/4	1/4	2-7/16	47723 (1/4)	47224
1/4	1/4	1/4	2-1/2	47723 (1/4)	47224-S

Attention: Reduce RPM & Feed Rates (IPM) by 30-50% to prevent tool breakage due to extremely small diameter (D). Bits are not guaranteed due to extremely small diameter.

DADO CLEAN-OUT

Carbide Tipped • 2 Flute • 1/4" Shank

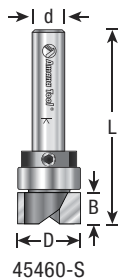
Bits are designed with a 1/4" cutting edge for dado clean-out. Also used in hardwood and flooring medallions.




ØD	B	Ød	L	Repl. Bearing	Repl. Collar	Tool No.
3/8	1/4	1/4	1-3/4	47751(2)	47764	45475-S †
1/2	1/8	1/4	1-3/4	47701	47724	45489-S
1/2	1/4	1/4	1-5/8	47701	47724	45460-S
9/16	3/8	1/4	1-27/32	47753	47724	45474-S *
5/8	1/4	1/4	1-3/4	47712	47724	45462-S
3/4	1/4	1/4	1-3/4	47714	47724	45464-S

† Double bearing.

* Tambour groove/slot bit.



Template



FLUSH TRIM TEMPLATE

Insert Carbide • 2 Flute with Upper Ball Bearing

Insert carbide is the economical way to go. Each knife has two edges; saves down time. We have three different grades of carbide for various applications, such as: hard/softwood, MDF, solid surface, chipboard and plywood.



ØD	B	Ød	L	Replacement Knives	Tool No.
3/4	30mm	1/2	3-1/4	RCK-30	RC-1230
3/4	50mm	1/2	3-15/16	RCK-151	RC-2400**

** This tool is meant for difficult work. The knives are held with 3 screws.

Replacement parts: Bearing #47721; Collar #47739; Knife screws #67115.

Template



8-PC. FLUSH TRIM PLUNGE TEMPLATE

1/8", 1/4" & 1/2" Shank • Carbide Tipped Router Bit Collection

Extremely small cut diameter trim bits for tight turns. The exclusive miniature bit features either a 3/16" or a 1/4" diameter ball bearing guide that is much smaller than other ball bearing router bits on the market.

Set #AMS-600

Includes the following Amana Tool® router bits:

#47220, #47222, #47222-S, #47224, #47224-S, #47226, #45460-S, #47228 & #RB-102



FLUSH TRIM

Carbide Tipped • With Ball Bearing Guide

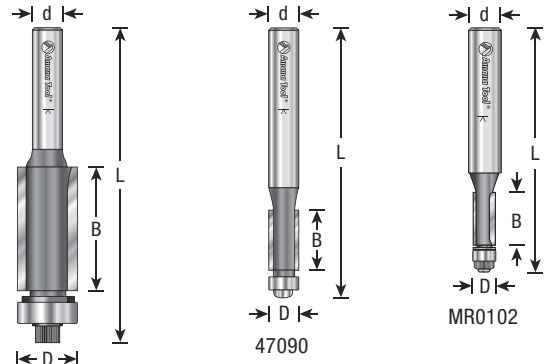


Use any of the flush trimming bits below for laminate work or for template and pattern work. For template application, the bearing follows the template, while the cutting edges trim the workpiece. With the router handheld, the template is on the bottom of the work. With a table-mounted router, the template is on top. A two-flute bit is a good general-purpose choice, providing fast cuts and good finishes. Excellent for template work.



2 Flute

ØD	B	Ød	L	Tool No.
3/16	7/16	1/8	1-23/32	MR0105 ***
3/16	7/16	1/4	2	MR0102 ***
3/16	3/4	1/4	2-7/16	MR0103 ***
1/4	1/2	1/4	2-1/4	47090 *
1/4	1	1/4	2-1/2	47092 *
3/8	1/2	1/4	2-1/8	47102
3/8	1	1/4	2-5/8	47100
3/8	1	3/8	2-7/8	47103 †
3/8	1	1/2	3-1/8	47101
3/8	1-1/4	1/4	2-3/8	47093
1/2	8mm(5/16)	1/4	2-1/4	RC-2000
1/2	7/16	1/4	2-19/64	DRB-400
1/2	1/2	1/4	2-1/4	47106
1/2	1/2	1/2	2-3/4	47110
1/2	13/16	1/4	2-5/16	RC-47104
1/2	1	1/4	2-5/8	47104
1/2	1	1/4	2-53/64	DRB-404
1/2	1	3/8	2-7/8	47112
1/2	1	1/2	3-1/4	47108
1/2	1-1/4	1/4	2-3/4	47117
1/2	1-1/2	1/2	3-7/8	47124
1/2	2	1/2	4-1/4	47126
3/4	1	1/2	3-1/4	47140
3/4	1-1/4	1/2	3-1/2	47141
7/8	1-9/64	1/2	3-15/16	57174 **



47104
2 Flute

47090

MR0102



Replacement Bearings: 1/4" dia. use #47723, 3/8" dia. use #47702, 1/2" dia. use #47706, 3/4" dia. use #47714. Undersized bearing (.492" dia.), use #47715 - for use after re-sharpening.

* 1/4" diameter for closer inside corner cutting only; bearings not guaranteed due to size.

Replacement knife #RCK-262 (2 required). Replacement knife #RCK-8 (2 required).

Polycrystalline Diamond (PCD) for extremely long life. Also good to cut composites and trim ACM materials and Aluminum. † Single Flute, for the RV industry.

** Replacement bearing #47798. *** Miniature with 3/16" ball bearing guide #47775.

3 Flute

For an extremely smooth finish, choose the three-flute configuration. It is especially good to use on laminates that tend to chip easily.

ØD	B	Ød	L	Tool No.
1/2	1/2	1/4	2	47116
1/2	1/2	1/2	2-5/8	47120
1/2	1	1/4	2-5/8	47114
1/2	1	1/2	3-1/4	47118
1/2	1	1/2	3-5/8	47118-2 ••

Standard replacement bearing (.500" dia.), use #47706.

Undersized bearing (.492" dia.), use #47715 - for use after re-sharpening.

•• Double ball bearing for added stability.

4 Flute

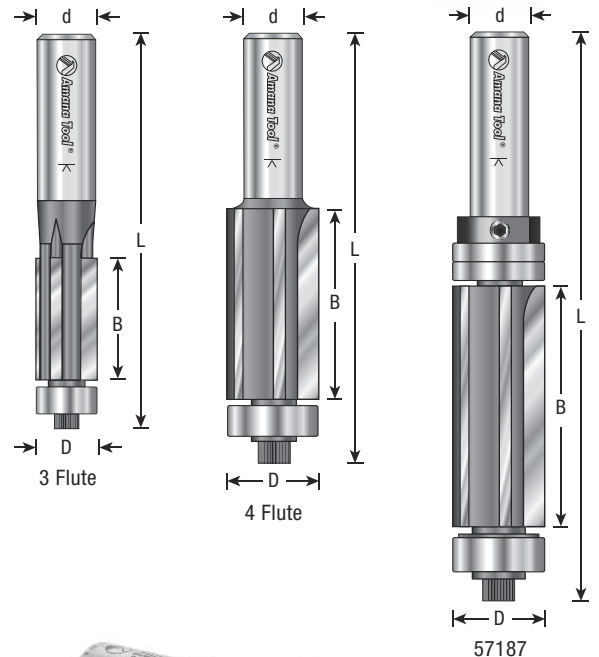
For a super-smooth cut finish, use a four-flute bit. Feed rate is reduced, and chipping is virtually eliminated.

ØD	B	Ød	L	Tool No.
3/4	1	1/2	3	57184
3/4	1-1/2	1/2	4	57185
3/4	2	1/2	4-1/2	57186
3/4	2	1/2	4-3/4	57187 ***

Standard replacement bearing (steel) use #47714.

Optional Delrin® replacement bearing use #47709, for solid surface application.

*** Replacement bearings #47714 (bottom), #47721 (2 top). Retaining collar #47740.

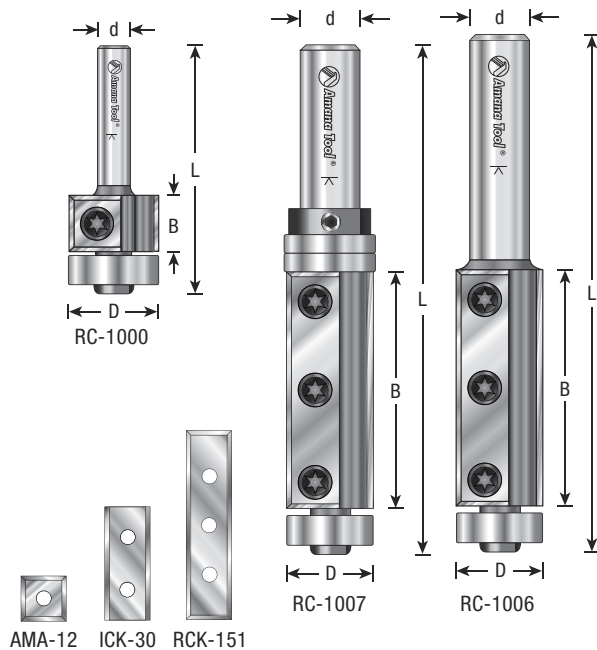


3 Flute

4 Flute

57187





FLUSH TRIM

Insert Carbide • 2 Flute with Ball Bearing Guide

In a production environment, insert tooling reduces downtime to a minimum. Each throw-away insert knife in this flush trimming bit has multiple edges. Rotate the knife to expose a fresh cutting edge. Tips can be replaced at any time, even mid-job, without changing the router setup.



ØD	B	Ød	L	Repl. Knives	Tool No.
3/4	12mm	1/4	2-1/8	AMA-12	RC-1000
3/4	30mm	1/2	3-1/4	ICK-30	RC-1004
3/4	50mm	1/2	4-5/16	RCK-151	RC-1006*
3/4	50mm	1/2	4-1/4	RCK-151	RC-1007**

* This tool is meant for difficult work. The knives are held with 3 screws.

** Replacement parts: Bearings #47711 (bottom), #47721 (2 top); Retaining collar #47739; Dust shield #67116.

NOTE: #RC-1000, #RC-1006 & #RC-1007 have four cutting edges per knife. #RC-1004 has two cutting edges per knife.

Torx® key included – #5005.

Replacement parts:

Bearing #47711.

Knife screws #67115.

Bearing screws #67137.



ECONOMY FLUSH TRIM

Insert Carbide • 2 Flute with Ball Bearing Guide

Get the practicality and productivity of an insert bit for the cost of a standard brazed-tip bit. The small two-sided carbide insert knives usually can be changed without altering the bit setup in the router. Because the knives aren't heated for brazing, it can be made of a harder grade of carbide and it will hold its edge longer. Ideal for both standard routers and laminate trimmers.




ØD	B	Ød	L	Repl. Knives	Tool No.
1/2	8mm(5/16)	1/4	2-1/4	RCK-8	RC-2000

Replacement parts: Bearing #47706; Knife hex key #5011;

Knife screws #67016; Bearing screw #67018;

Allen key for bearing #5007.



FLUSH TRIM PLUNGE TEMPLATE

Carbide Tipped • 2 Flute with Oversized Upper Ball Bearing

For template use with specified jigs.



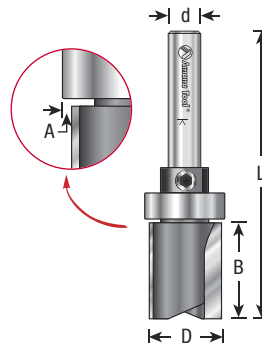

Jigs	ØD	B	Ød	L	A	Repl. Bearing	Tool No.
Porter-Cable® Morten™, Morten & Tenon, Omnijig®	5/16	3/4	1/4	2-3/4	3/32	47701	45495
Porter-Cable® Morten™, Morten & Tenon, Omnijig®	5/16	1	1/4	2-23-32	3/32	47701	45371 New
Hinge-Mate™ II Template	1/2	1/4	1/4	1-7/8	1/8	47714	45496

Replacement for 1/2 3/8 1/4 2-1/2 1/16 47712 **45484**
 "Porter-Cable®" bit #43671 one piece. For Mortising of doors to accept hinge butts with Porter-Cable® Kit model #59370 for 3", 3-1/2" and 4" hinges

	9/16	9/16	1/4	2-5/16	1/32	47712	45372 New
--	------	------	-----	--------	------	-------	------------------

Replacement collar #47724.

Template



NO-FILE™ FLUSH TRIM

Carbide Tipped • 2 Flute with Ball Bearing Guide

Eliminate the time-consuming hand-filing that normally follows each trimming cut on a laminate job. The No-File™ bit “breaks” the sharp edge as it trims the laminate flush. When used properly, the resulting edge is smooth and has a slight radius.


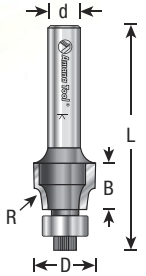


ØD	B	R	Ød	L	Tool No.
1/2	3/8	.015 (0.4mm)	1/4	1-7/8	47154
1/2	3/8	.059 (1.5mm)	1/4	1-7/8	47150
1/2	3/8	.059 (1.5mm)	1/2	2-1/8	47152

Note: #47154 is for laminates .025"-.038" thick (.4mm radius), #s 47150-47152 are for laminates .042"-.052" thick (1.5mm radius). Replacement bearing #47704 (3/8" dia.).



MAX
HARDER CARBIDE
FOR EXTENDED LIFE



FLUSH TRIM (EXTRA LONG)

Carbide Tipped • With Ball Bearing Guide

MAX
HARDER CARBIDE
FOR EXTENDED LIFE

Use this bit for template or pattern work where the workpiece is unusually thick. The two-flute configuration cuts fast and produces a smooth finish.

For a superior finish, use the three-flute version. Twin bearings on selected tools provide better contact with reference edge and more stability in the cut.



2 Flute

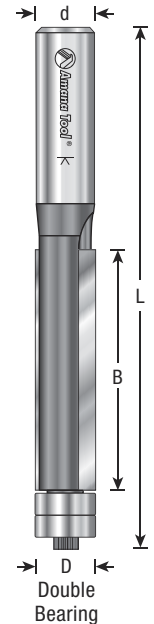
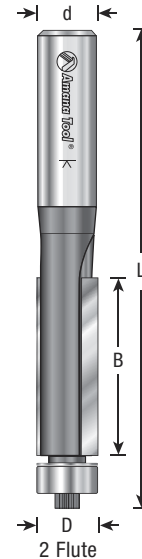
ØD	B	Ød	L	Tool No.
1/2	1-1/2	1/2	3-7/8	47124
1/2	1-1/2	1/2	4-1/16	47124-2 ••
1/2	2	1/2	4-1/4	47126
1/2	2	1/2	4-3/8	47126-2 ••

3 Flute

1/2	1-1/2	1/2	3-7/8	47128
1/2	1-1/2	1/2	4-1/16	47128-2 ••
1/2	2	1/2	4-5/8	47131

•• Double ball bearing for added stability.

Standard replacement bearing (.500" dia.), use #47706. Undersized bearing (.492" dia.), use #47715 – for use after re-sharpening.



DYNABIT™ LAMINATE TRIM

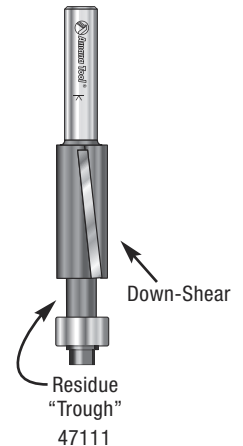
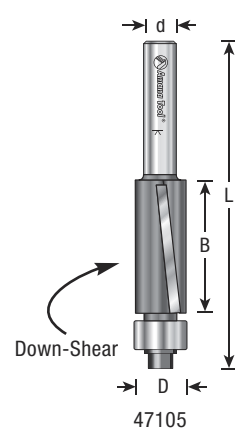
Carbide Tipped • 2 Flute with Ball Bearing Guide

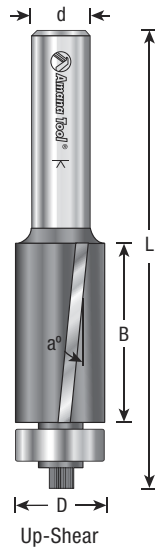

MAX
HARDER CARBIDE
FOR EXTENDED LIFE

The Dynabit™ line features a modest down-shear for an excellent finish. The helix bits have a spiral-like twist to the cutting edges, making them especially good on difficult materials such as melamine. An adhesive-trapping gap between cutting edges and pilot bearing is featured on tools #47111 & #47113.



ØD	B	Ød	L	Type	Repl. Bearing	Tool No.
3/8	1/2	1/4	2-1/8	Down-shear	47702	47115
1/2	1	1/4	2-5/8	Down-shear	47706	47105
1/2	1	1/2	3	Down-shear	47706	47109
1/2	1	1/4	2-7/8	Down-shear	47706	47111
1/2	1	1/2	3-1/4	Down-shear	47706	47113
1/2	2	1/2	4	Down-shear	47706	47129
5/8	5/8	1/4	2	Flush Helix	47712	47180
3/4	5/8	1/4	2-1/4	Flush Helix	47714	47182
3/4	3/8	1/4	2	15° Bevel	47714	47184





SUPERTRIM™ 3° SHEAR

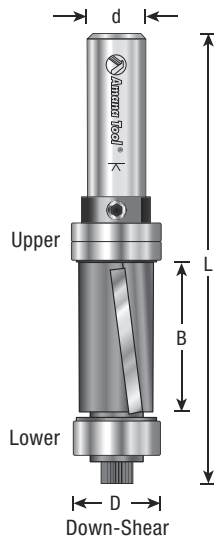
Carbide Tipped • 2 Flute with Ball Bearing Guide

For exceptional cutting speed, coupled with a super-fine finish, use these large-diameter flush trim bits on a standard router. Available in either up-shear or down-shear. Especially suitable for solid surface material when used with optional #47709 Delrin® bearing. Furnished with steel bearing #47714.



ØD	a°	B	Ød	L	Type	Tool No.
3/4	3°	1-1/2	1/2	3-7/8	Up-shear	47130
3/4	3°	2	1/2	4-1/4	Up-shear	47134
3/4	3°	1	1/2	3	Down-shear	47135
3/4	3°	1-1/2	1/2	3-7/8	Down-shear	47136
3/4	3°	2	1/2	4-1/4	Down-shear	47138

Note: Down-shear bits are not intended for router table use. Steel replacement bearing #47714; Optional Delrin® bearing #47709.



DOWN-SHEAR MULTI TRIMMER

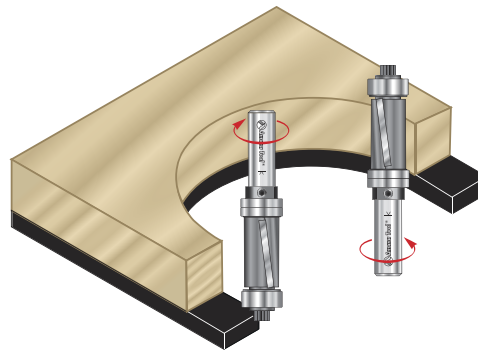
Carbide Tipped • 2 Flute

This adaptable double bearing guided cutter has down-shear design, which ensures a clean cut even in difficult materials. The two-bearing design allows the cutter to be used with the template mounted on either side of the work and, consequently, it is possible to cut from either direction using only one template and without moving the template to the other side of the work piece.

This is especially useful when cutting curves which run both with and against the grain.



ØD	B	Ød	L	Replacement Bearing		Tool No.
				Upper	Lower	
1/2	5/8	1/4	2-3/32	47701	47706	47094
3/4	1-1/4	1/2	3-3/4	47721(2)	47714	47096
3/4	2	1/2	4-5/16	47721(2)	47714	47097



Scratch-Free

Laminate Trim Bits with Euro™ Square Bearing

- Non-stick Teflon® square bearing will not mark your edge
- Will not scratch or mark any laminates with matte or high gloss finish
- Carbide tipped




LAMINATE TRIMMER WITH EURO™ SQUARE BEARING

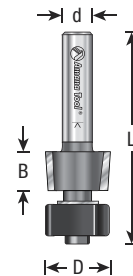
Carbide Tipped • 2 Flute

The bits are designed according to specifications with a slight taper allowing for adjustment up or down on the work edge to finish off the edge with a smooth and burr-free cut. The square bearing is manufactured with a strong non-stick Teflon® which won't mark your edge so it can be wiped clean easily.

- Leaves no marks on high-gloss, finished edges
- Glue won't stick to bearing
- Beveled cutter means little or no hand filing
- Will not scratch or mark any laminates with matte or high gloss finish
- Beveled cutter can be resharpened
- Use 1/2" diameter bit with laminate trimmers



ØD	B	Ød	L	Replacement Bearing	Tool No.
1/2	19/64	1/4	1-3/4	SQB100	47147
3/4	5/8	1/4	2-3/8	SQB102	47148
3/4	5/8	1/2	2-5/8	SQB102	47149



AMAX
HARDER CARBIDE
FOR EXTENDED LIFE

EURO™ SQUARE BEARING

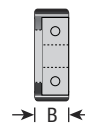
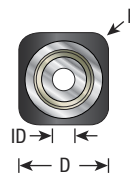
Will Not Scratch or Mark Laminates with Matte or High Gloss Finish

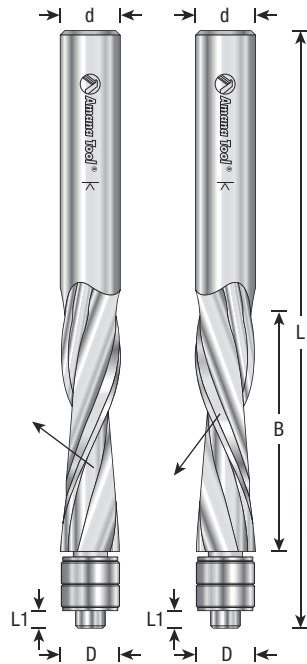
Manufactured with non-stick Teflon.

- SQB100 Can be mounted to any 1/2" diameter Amana Tool flush trimmer.
- SQB102 Can be mounted to any 3/4" diameter Amana Tool flush trimmer.

Ø I.D. x Ø O.D.	'B' Bearing Thickness	R	For Tool	Tool No.
3/16 x 1/2	.223	3/32	47147	SQB100
3/16 x 3/4	.273	3/32	47148 & 47149	SQB102

Note: Solvents should not be used to clean ball bearings, as this will deteriorate the special grease. 'Frozen' bearings (ones that do not rotate freely), should be replaced immediately.





ULTRATRIM™ SPIRAL TRIM

Solid Carbide • 2 Flute with Double Ball Bearing Guides

For the ultimate, chip-free finish in laminate, melamine, solid surface, fragile veneers and for template work of all kinds. The twin ball-bearing pilot enhances the stability of the tool. Available in 'Up-Cut' and 'Down-Cut' spirals.



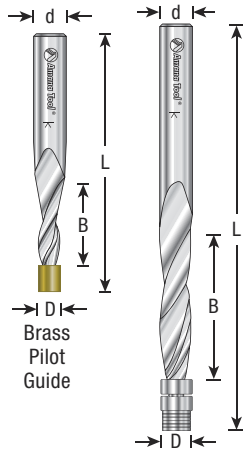
ØD	B	Ød	L	L1	'Up-Cut' Tool No.	'Down-Cut' Tool No.
1/2	1-1/4	1/2	4	5/32	46300	46400
1/2	2	1/2	5	5/32	46304	46404

Replacement bearing: use #47701 (2).

Lock ring: use #47752.

Washer: use #67053.

* Old style bit with nut use bearing #47706 (2), Nut #67086



ULTRATRIM™ SPIRAL TRIM

Solid Carbide • 2 Flute • Up-Cut Or Down-Cut Spiral

Spiral flush trim bit, #46196 is used for acrylic, wood and MDF up to a 1/4" thick, for getting into tight corners with a small radius and great for cleaning out your edges. #46197 is mainly used for acrylic and wood up to a 1/2" thickness.



ØD	B	Ød	L	'Up-Cut' Tool No.	'Down-Cut' Tool No.
1/8	3/8	1/4	2	46196 *+	46296 *+
1/4	1	1/4	3	46197 ♦	46297 ♦

* **Note:** Due to extremely small cutting diameter this bit is not guaranteed.

+ Brass pilot guide

♦ Double ball bearing pressed

Replacement bearings for #46197 and #46297: Two #47723.

Philips retaining screws for #46197 and #46297: #67134.



COMPRESSION SPIRAL

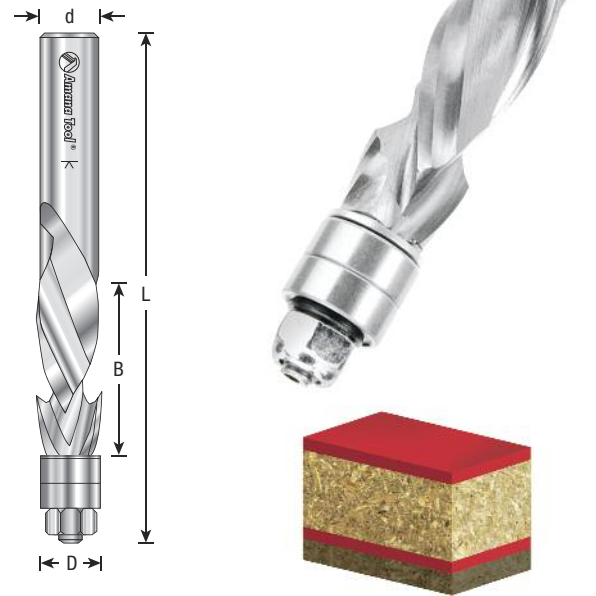
Solid Carbide • 2 Flute with Double Ball Bearing Guides

Spiral bits produce razor-sharp cutting edges in flush trimming. The twin ball-bearing pilot enhances the stability of the tool. This bit offers an 'Up-Cut' and 'Down-Cut' combination.



ØD	B	Ød	L	Tool No.
1/2	1-1/4	1/2	3-3/4	46192

Replacement bearing #47706.
Replacement nut use #67086.



'OVERHANG' TRIM

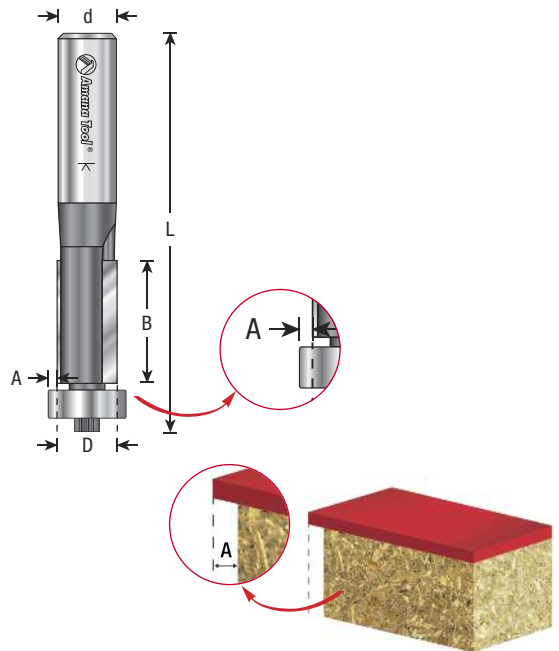
Carbide Tipped • 2 Flute with Ball Bearing Guide

Stage flush trimming cuts, whether in laminate work or template work, with this bit. Trimming the material in two passes reduces chipping in laminates and tearout in solid wood. A preliminary cut with the overhang bit leaves a small overhang in laminate or template work, leaves an edge slightly protruding the template.

Complete the operation with a final pass using a standard trim bit.



ØD	B	A	Ød	L	Repl. Bearing	Tool No.
1/4	1/2	1/16	1/4	2-1/4	47704	47185
1/4	1/2	1/8	1/4	2-1/4	47700	47186
1/4	1	1/16	1/4	2-1/2	47704	47188
1/4	1	1/8	1/4	2-1/2	47700	47189
3/8	1/2	1/64	1/4	2-5/32	47794	47193
3/8	1/2	1/32	1/4	2-5/32	47795	47191
3/8	1/2	1/8	1/4	2	47718	47190
3/8	1	1/8	1/4	2-5/8	47718	47195
1/2	1/2	1/16	1/4	2	47718	47192
1/2	1/2	1/16	1/2	2-3/4	47718	47194
1/2	1	1/8	1/4	2-5/8	47720	47197



FLUSH TRIM 'V' GROOVE

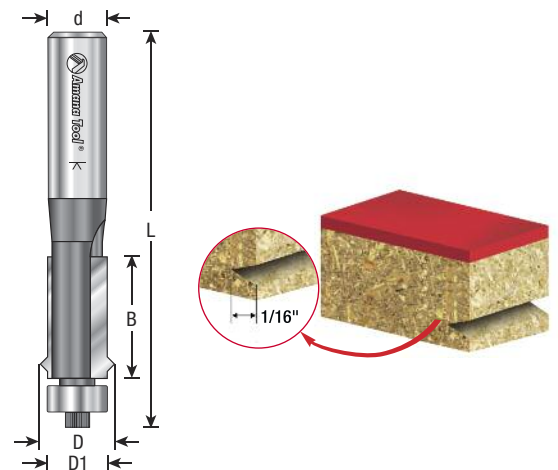
Carbide Tipped • 2 Flute with Ball Bearing Guide

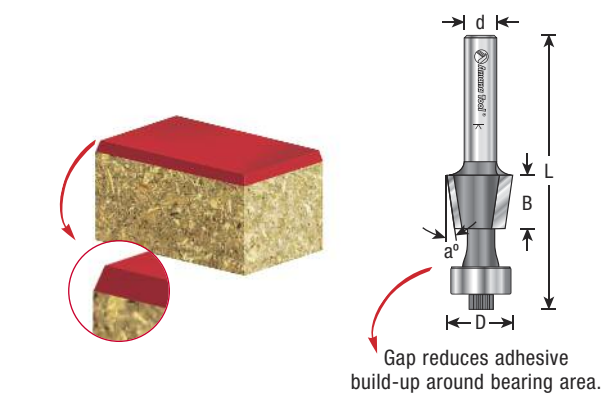
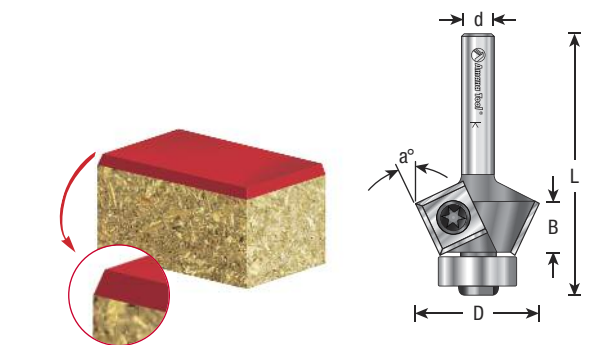
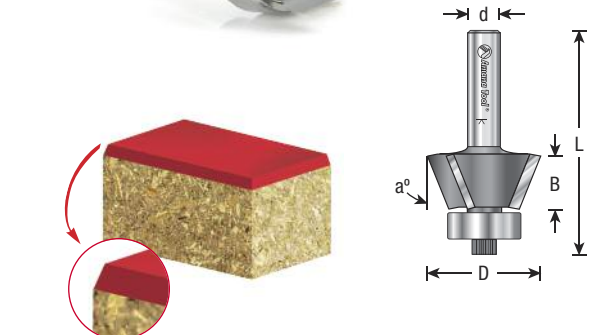
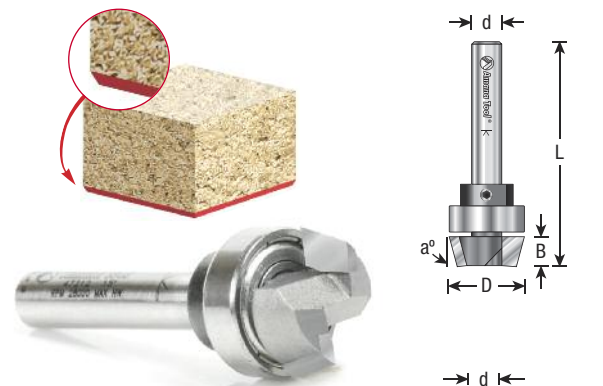
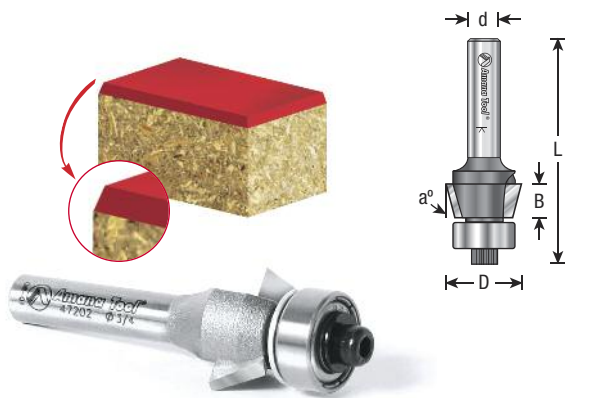
Trim the edges of face frames flush with cabinet sides with this bit. At the same time, cut a decorative 'V' groove to conceal the seam between the frame and the case.



ØD	ØD1	B	Ød	L	Tool No.
5/8	1/2	1	1/4	2-5/8	47160
5/8	1/2	1	1/2	3-1/4	47162

Replacement bearing #47706.





BEVEL TRIM

Carbide Tipped • 2 Flute with Ball Bearing Guide

This is a steel-bodied, carbide-tipped bit for bevel trimming laminate with a standard router. The solid construction reduces vibration for the smoothest cut possible with a two-flute bit.



ØD	a°	B	Ød	L	Repl. Bearing	Tool No.
1/4	7°	3/8	1/4	1-7/8	47775	MR0106 *
1/2	22.5°	1/2	1/4	1-7/8	47775	MR0107 *
9/16	45°	1/4	1/4	1-7/8	47775	MR0108 *
5/8	15°	1/4	1/4	2-3/32	47706	47200
1/2	22°	5/16	1/4	1-3/4	47723	47201
3/4	25°	1/4	1/4	2-3/32	47706	47202
3/4	25°	27/64	1/4	2-3/64	47702	47206
1-1/16	45°	9/32	1/4	2	47706	47204

Note: Tool #47206 has a 3/8" diameter bearing for closer inside corner cutting.

* Miniature 3/16" ball bearing guide #47775.

BEVEL TRIM

*Carbide Tipped
2 Flute with Ball Bearing Guide*



ØD	ØD1	B	a°	Ød	L	Repl. Bearing	Tool No.
5/8	1/2	1/4	15	1/4	1-7/8	47712	47212
3/4	1/2	1/4	25	1/4	1-7/8	47714	47214

BEVEL TRIM

Carbide Tipped • 3 Flute with Ball Bearing Guide

The solid construction of this carbide-tipped bit reduces vibration, and its three-flute configuration produces a very smooth cut. Intended for use in a standard router.



ØD	a°	B	Ød	L	Tool No.
3/4	7°	7/16	1/4	2	47302
51/64	15°	7/16	1/4	2	47301
15/16	22°	7/16	1/4	1-7/8	47300
1-3/32	30°	7/16	1/4	2	47304

Replacement bearing #47716.

BEVEL TRIM

*Solid Carbide Insert
2 Flute with Ball Bearing Guide*

These knives are canted for bevel-trimming.



ØD	a°	B	Ød	L	Repl. Knives	Tool No.
13/16	15°	7/16	1/4	2-1/4	AMA-12	RC-1008
31/32	25°	7/16	1/4	2-1/4	AMA-12	RC-1010
1-1/16	45°	7/16	1/4	2-1/4	AMA-12	RC-1014
1-1/16	75°	9/16	1/4	2-3/16	AMA-12	RC-1016

Note: All bevel trim bits have four cutting edges per knife.

Torx® key included.

Replacement bearing for RC-1014 use #47701. All others use #47712 bearing.

Replacement knife screws #67115.



AMA-12

SPECIAL BEVEL TRIM

Carbide Tipped • 2 Flute with Ball Bearing Guide

A very shallow bevel angle and the gap between the cutting edges and the ball-bearing pilot are the key features of this carbide-tipped bit. The gap collects adhesive residue that usually fouls the pilot and thus degrades the cut.



ØD	a°	B	Ød	L	Tool No.
5/8	8°	15/32	1/4	2-1/4	47210

Note: Tool #47210 is a special 8° bevel tool with a gap (.287") to reduce glue build-up.

Standard replacement bearing (.500" dia.) #47706 or new #47715 (.492" dia.) for use after resharpening.

45° MITER JOINT UNDER-CUT ASSEMBLY

Carbide Tipped • 4-Wing with 'Ultra-Glide™' Ball Bearing Assembly

Eliminate that dark line at the edge of a counter or other laminate-covered surface. With this bit assembly, the laminate cemented to the substrate can be trimmed and mitered in one pass. Then a pre-mitered edging strip can be applied. The resulting seam is clean and crisp. Not intended for use in a laminate trimmer.

a. Laminated top is 'under-cut', as shown.

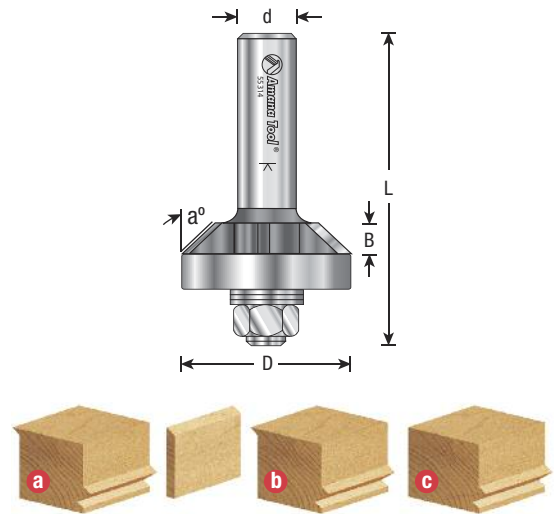
b. Apron laminate is pre-cut at 45°

c. Adhere pre-cut laminate for a perfect fit. A fine file may be used to remove the sharp edge after joining.



ØD	a°	B	Ød	L	Tool No.
1-3/8	45°	1/4	1/4	2-3/8	55312
1-3/8	45°	1/4	1/2	2-3/8	55314

Replacement parts: 1/4" Shank arbor #47600; 1/2" Shank arbor #47604.
45° cutter only #55310.
'Ultra-Glide™' bearing #47727.
Nut #67088.



BEVEL TRIM CUTTER ASSEMBLY

Carbide Tipped • 4-Wing

Includes cutter, arbor & ball bearing guide

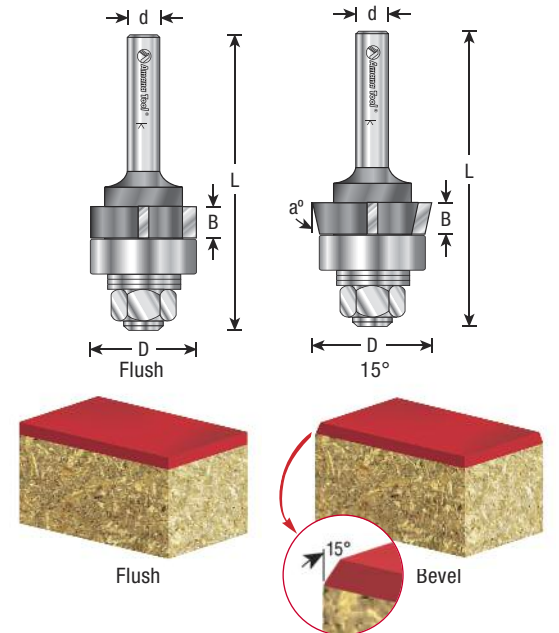
An assembly offers the option of switching cutters – from flush trim to either of two bevel trims – without removing the bit from the router or even changing the depth-of-cut setup. Four flutes yield a smooth, crisp cut finish.

All parts can be replaced individually.



ØD	a°	B	Ød	L	Tool No.
7/8	Flush	1/4	1/4	2-3/8	47400
1	15°	1/4	1/4	2-3/8	47404

Replacement Parts: Arbors: 1/4" – #47600, 3/8" – #47602, 1/2" – #47604.
Cutters: Flush – #47500, 15° – #47502.
Bearing #47708.
Nut #67088.



4-WING CUTTERS ONLY

Carbide Tipped

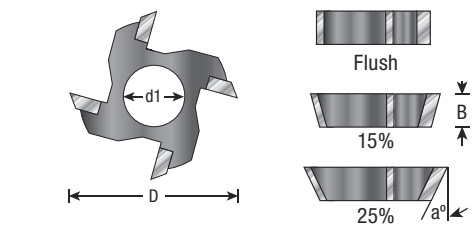
Cutters for the above assembly are available separately.



ØD	a°	B	Ød1	Usage	Tool No.
7/8	Flush	1/4	5/16	T or B	47500
1	15°	1/4	5/16	T*	47502
1	15°	1/4	5/16	B**	47502-L
1-1/16	25°	1/4	5/16	T*	47504
1-1/16	25°	1/4	5/16	B**	47504-L

* Top cutter.

** Bottom cutter.



COMBINATION BEVEL AND FLUSH TRIM

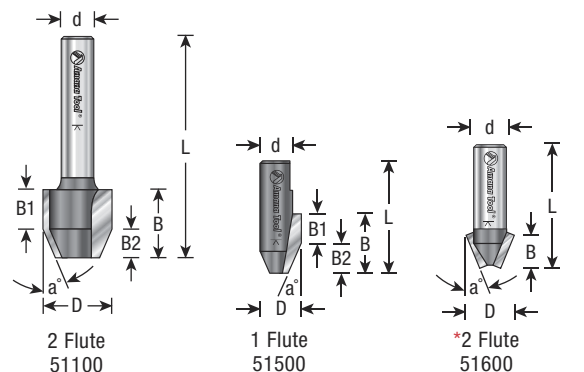
Carbide Tipped • Single & 2 Flute

Cut, trim, and bevel laminates with this one bit. Change depth-of-cut setting to shift from flush to bevel-trimming. Must be used with an edge or bearing guide or fence. Designed specifically for use in laminate trimmers.



ØD	a°	B	B1	B2	Flute	Ød	L	Tool No.
1/2	23°	1/2	19/64	13/64	2	1/4	1-3/4	51100
11/32	22.5°	1/2	19/64	13/64	2	1/4	1-5/8	51400
11/32	25°	1/2	17/64	15/64	1	1/4	15/16	51500
13/32	22°	9/32	—	—	2	1/4	15/16	51600*

* Bevel trim only.



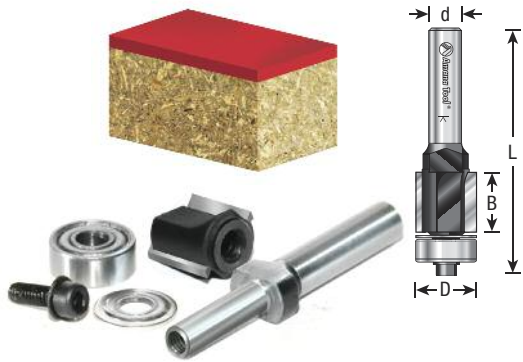
E-Z CHANGE™

Replaceable Cutter Router Bit System

- No resharping
- Interlocking hex design
- Economical alternative to brazed bits



Cut laminate, MDF, plywood, wood & acrylic straight and flush with each and every cut, without ever re-sharpening your bits. E-Z Change™ router bits are an economical alternative to standard router bits. They feature replaceable head carbide tipped cutters, saving you money by replacing only the cutters when the knives become dull, instead of the entire tool. You won't need a second bit while yours is in the sharpening shop; instead, just change the cutters. You won't even lose your set-up because the E-Z Change™ cutters can be replaced with the bit in the router collet. The interlocking hex design guarantees that the cutting surfaces will not slip during use.



FLUSH TRIM REPLACEABLE CUTTER

Replaces Ocemco #TA-150
Carbide Tipped • 2 Flute



ØD	B	d	L	Tool No.
1/2	1/2	1/4	1-31/32	47170
3-Pack of Carbide Tipped Cutters for #47170 (Replaces Ocemco #TA-156)				55170

Replacement Parts

1/4" Shank (screw # 67096 & washer #67082 included): #47624.
Bearing (3/16" Ød x 1/2" ØD): #47706.



DADO CLEAN OUT REPLACEABLE CUTTER


Carbide Tipped • 2 Flute



ØD	B	d	L	Tool No.
1/2	1/4	1/4	1-11/16	47173
3-Pack of Carbide Tipped Cutters for #47173				55173

Replacement Parts

1/4" Shank: #47628.
Bearing (3/16" Ød x 1/2" ØD): #47706.



TEMPLATE REPLACEABLE CUTTER

Replaces Ocemco #TA-170
Carbide Tipped • 2 Flute



ØD	B	d	L	Tool No.
1/2	1/2	1/4	1-15/16	47174
3-Pack of Carbide Tipped Cutters for #47174 (Replaces Ocemco #TA-176)				55174

Replacement Parts

1/4" Shank: #47626.
Bearing (3/16" Ød x 1/2" ØD): #47706.

BEVEL/TAPERED TRIM REPLACEABLE CUTTER


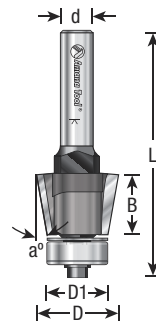
Replaces Ocemco #TA-151
Carbide Tipped • 2 Flute



ØD	ØD1	a°	B	d	L	Tool No.
5/8	1/2	10°	1/2	1/4	2	47178
3-Pack of Carbide Tipped Cutters for #47178 (Replaces Ocemco #TA-157)						55178
5/8	1/2	15°	1/4	1/4	1-3/4	47179
3-Pack of Carbide Tipped Cutters for #47179						55179

Replacement Parts

1/4" Shank (screw #67096 & washer #67124 included): #47624 for #47178.
1/4" Shank (screw #67096 & washer #67124 included): #47629 for #47179.
Bearing (3/16" Ød x 1/2" ØD): #47706.



PANEL PILOT

Solid Carbide • Single Flute

The ideal laminate trimming bit for high-volume production. Solid carbide and integral pilot (no bearing to maintain) extend life of bit, slim configuration reduces vibration. Suitable for routers and trimmers.

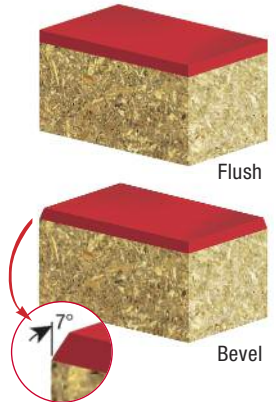
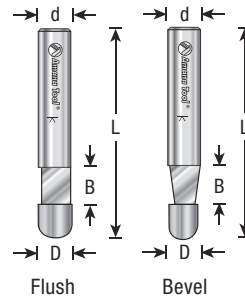


51200 51202 51204



ØD	B	Ød	L	Type of Cut	Tool No.
1/4	1/4	1/4	1-1/2	Flush	51200
1/4	1/4	1/4	1-1/2	7°	51202
1/4	1/4	1/4	1-1/2	Flush	51204 *
1/4	3/8	1/4	1-1/2	Flush	51206

* #51204 has a short/flat pilot for dado clean out/ dado cleaning.



AITiN COATED PANEL PILOT

Solid Carbide • Single Flute

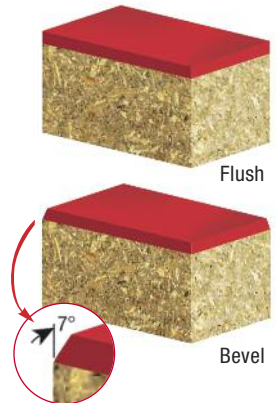
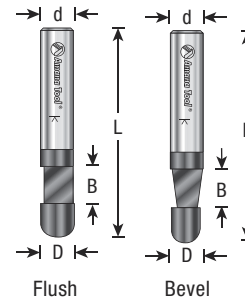
AITiN coated for longer tool life.



51202XL 51200XL



ØD	B	Ød	L	Type of Cut	Tool No.
1/4	1/4	1/4	1-1/2	Flush	51200XL
1/4	1/4	1/4	1-1/2	7° Bevel	51202XL



AITiN COATED BITS

DOUBLE END PANEL PILOT

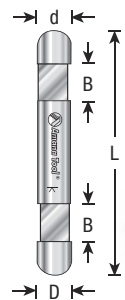
Solid Carbide • Single Flute

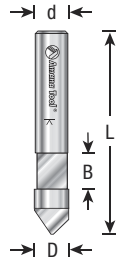
The ideal laminate trimming bit for high-volume production. Solid carbide and integral pilot (no bearing to maintain) extend life of bit, slim configuration reduces vibration. Suitable for routers and trimmers.

Unique double ended panel pilot bits provide 2 cutting sides in one tool. When the bit dulls, just flip it over!



ØD	B	Ød	L	Type of Cut	Tool No.
1/4	1/4	1/4	2	Flush	51201
1/4	1/4	1/4	2	7° Bevel	51203





HOLE AND FLUSH CUT TRIMMER

Solid Carbide • Single Flute

This bit is used where laminate is applied over pre-cut openings in the substrate. In a continuous operation, bore through the laminate and cut the laminate out of the opening. The plunge point bores through the laminate to begin, and the integral pilot rides along the opening's inside edge to guide the trimming cut.



ØD	B	Ød	L	Tool No.
1/4	1/4	1/4	1-1/2	51712
1/4	1/4	1/4	3-3/8	51714
1/4	1/4	1/4	4-1/4	51716

COMBINATION FLUSH AND 7° BEVEL TRIMMER

Solid Carbide • Single Flute

A bit designed specifically for use in a laminate trimmer, that will both flush and bevel trim. A change in cut depth is all it takes to switch from one to the other. Must be used with a separate ball-bearing or edge guide.



ØD	a°	B	Ød	L	Tool No.
1/4	7°	3/8	1/4	1-1/2	51706

RIP AND SLOTTING

Solid Carbide • Single Flute

Use this bit for cutting sheets of laminate, paneling, and other thin material, as well as plowing narrow slots, dados, and grooves.



ØD	B	Ød	L	Tool No.
1/4	5/16	1/4	1-1/2	51708

V-GROOVING

Solid Carbide • Single Flute

Rout fine-line V-Grooves in laminate covered and wooden surfaces with this solid-carbide bit, designed specifically for use in a laminate trimmer.



ØD	B	Ød	L	Tool No.
1/4	3/8	1/4	1-1/2	51710


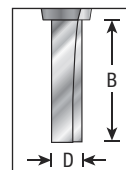
WEATHERSEAL STRAIGHT & PROFILE

Carbide Tipped • Single Flute

Used to re-groove door and window frames to allow for insulating inserts to block wind and drafts.



ØD	D1	B	a°	Ød	L	Type	Tool No.
1/8	—	1/2	—	1/4	2-1/4	Straight	43813



T-SLOT

Carbide Tipped • 2 Flute

Designed for creating T-slot wall panels (used to cut their characteristic slots for many purposes) and radiused edges on the T-slots (allow easier adjustment of fixtures on the completed wall panels).

Bits are not designed for plunging operations.


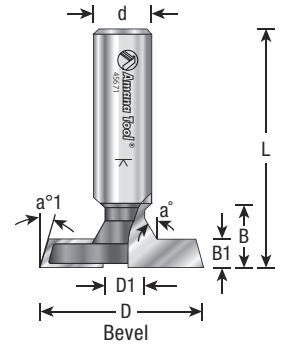
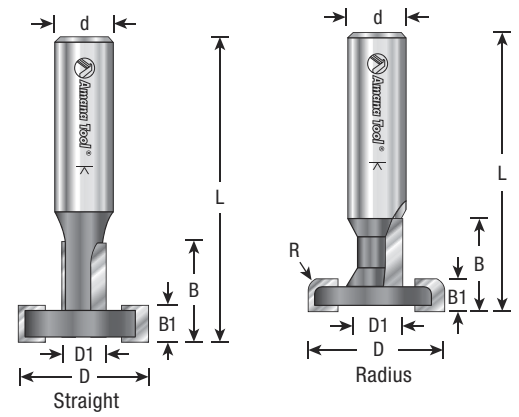
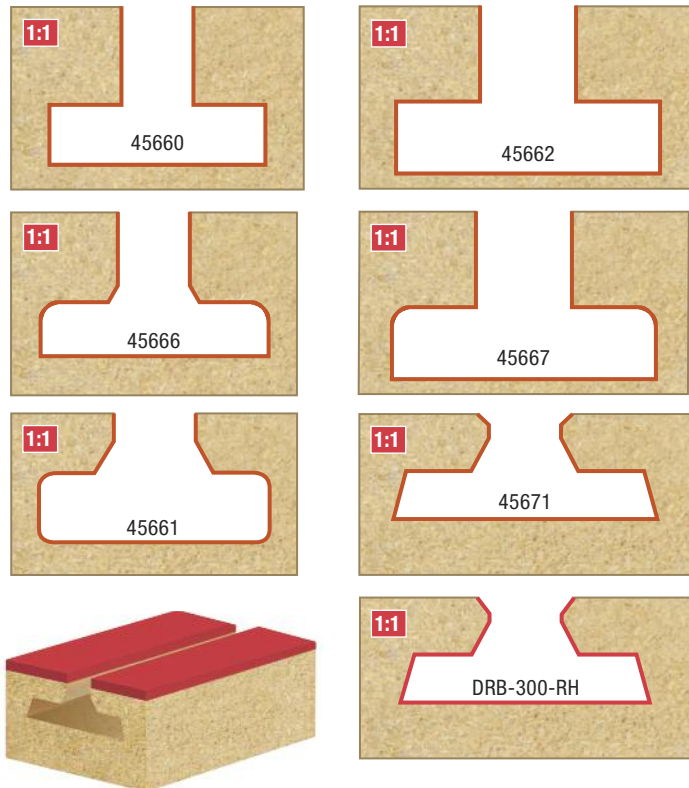


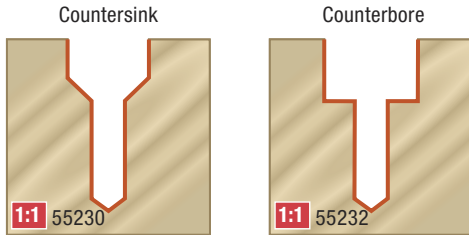
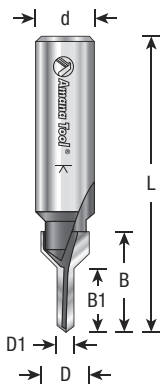
Edge Type	ØD	ØD1	R	a°	a°1	B	B1	Ød	L	Tool No.
Straight	1-1/8	3/8	—	—	—	13/16	5/16	1/2	2-1/2	45660
Radius	1-3/16	3/8	1/8	—	—	3/4	9/32	1/2	2-3/8	45666
Radius	1-13/64	13/32	1/16	—	—	43/64	23/64	1/2	2-13/32	45661
Straight	1-3/8	1/2	—	—	—	7/8	3/8	1/2	2-1/2	45662
Radius	1-3/8	1/2	1/8	—	—	7/8	3/8	1/2	2-1/2	45667
Bevel	1-3/8	3/8	—	30°	15°	35/64	1/4	1/2	2-3/64	45671
Bevel	1-3/8	3/8	—	30°	15°	1/4	1/16	1/2	2-3/8	DRB-300-RH

Note: These tools are designed for 'groove-forming' T-slot wall panels. They are not designed for plunging operations.

Polycrystalline Diamond (PCD) for extremely long life.

Warning: CNC use only.







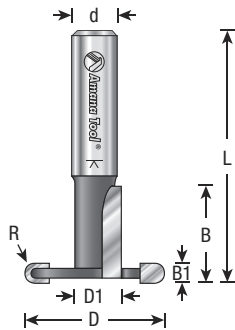
SCREW SLOT

Carbide Tipped • 2 Flute

For securing large panels or tabletops in a way that allows them to expand or contract, due to changes in temperature or humidity. The screw slots prevent the wood from splitting and the screw from failing. Great for drilling and creating slots in one operation.



ØD	ØD1	B	B1	Ød	L	Type	Tool No.
7/16	11/64	13/16	1/2	1/2	2-1/2	Countersink	55230
1/2	11/64	15/16	1/2	1/2	2-1/2	Counterbore	55232



SPECIAL AMEROCK® HINGE

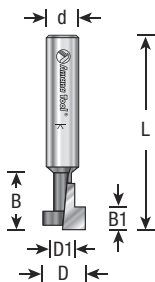
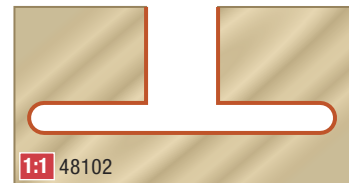
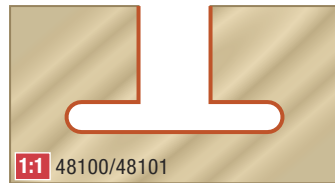
Carbide Tipped • 2 Flute

This bit is designed to produce a T-slot for Amerock® hinges. For best results use in a table-mounted router.



ØD	ØD1	R	B	B1	Ød	L	Tool No.
1-1/8	3/8	5/64	21/32	5/32	3/8	2	48100 *
1-1/8	3/8	5/64	21/32	5/32	1/2	2-1/8	48101 *
1-19/32	3/8	5/64	21/32	5/32	3/8	2	48102 *


* Note: These bits are not guaranteed due to fragility and application.



KEYHOLE

Carbide Tipped • Single Flute

Form keyhole slots in plaques, picture frames, and other wall-hanging items with this plunge-cutting bit. Plunge to form the entry, then advance the router to cut a short T-slot.



ØD	ØD1	B	B1	Ød	L	Tool No.
3/8	13/64	3/8	3/16	1/4	1-1/2	45650
1/2	5/16	3/8	3/16	1/4	1-1/2	45652

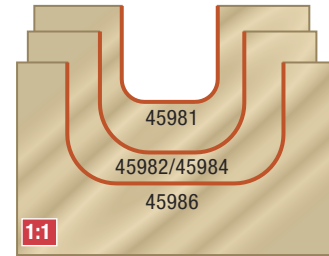
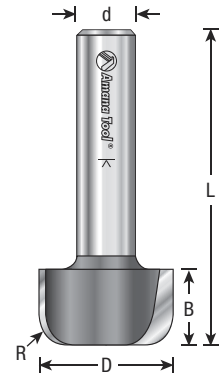
BOWL & TRAY

Carbide Tipped • 2 Flute

For routing solid wood serving trays, flat dishes, shallow bowls, and similar objects, use this 3-in-1 specialty plunging bit. It cuts flat, smooth bottom surfaces, vertical walls, and a transition radius between them, all in one pass. It can be used in handheld, table-mounted and CNC routers.



ØD	R	B	Ød	L	Tool No.
1/2	1/8	1/2	1/4	2-1/8	45981
3/4	1/4	5/8	1/4	2-5/8	45982
3/4	1/4	5/8	1/2	2-5/8	45984
1-1/8	1/4	5/8	1/2	2-5/8	45986



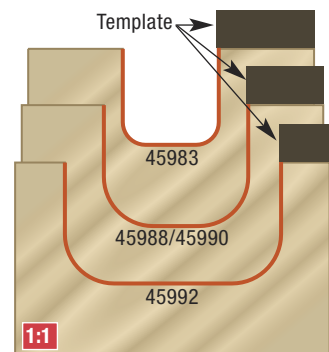
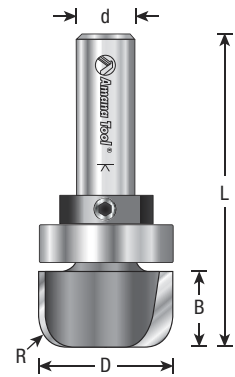
BOWL & TRAY

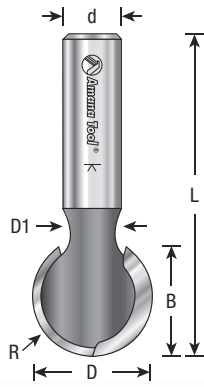
Carbide Tipped • 2 Flute with Upper Ball Bearing Guide

Same bit as above, but with a shank-mounted bearing so the bit can be used with a template or pattern.



ØD	R	B	Ød	L	Replacement		Tool No.
					Bearing	Collar	
1/2	1/8	1/2	1/4	2-1/8	47701	47724	45983
3/4	1/4	5/8	1/4	2	47714	47724	45988
3/4	1/4	5/8	1/2	2-5/8	47721	47739	45990
1-1/8	1/4	5/8	1/2	2-5/8	47738	47740	45992





BALL END

Carbide Tipped • 2 Flute

Cut channels for pipes or cables using the ball end bit. The profile requires the cut to be made in a single pass. To reduce stress on the bit, cut an initial groove using a straight bit matching the D1 dimension of the ball end bit.



ØD	ØD1	R	B	Ød	L	Tool No.
1/2	1/4	1/4	7/16	1/2	2-1/4	45960
5/8	9/32	5/16	9/16	1/2	2-3/8	45962
3/4	5/16	3/8	11/16	1/2	2-1/2	45964
7/8	5/16	7/16	13/16	1/2	2-5/8	45966
1	11/32	1/2	15/16	1/2	2-3/4	45968


4-Pc. 1/2 Shank Set Includes 45960, 45962, 45964 & 45968

AMS-557

Note: Profile is useful as a 'conduit' for cables, pipes, etc.



Set AMS-557



1:1

CNC BALL END

Insert Carbide • 2 Flute

Cut channels for pipes or cables using the ball end bit. The profile requires the cut to be made in a single pass. To reduce stress on the bit, cut an initial groove using a straight bit matching the D1 dimension of the ball end bit.



ØD	ØD1	B	R	Ød	L	Screw	Knife	Tool No.
1	43/64	15/16	1/2	1/2	2-7/8	67115	RCK-54	RC-1126 ★

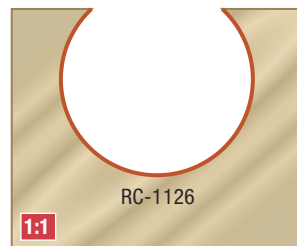
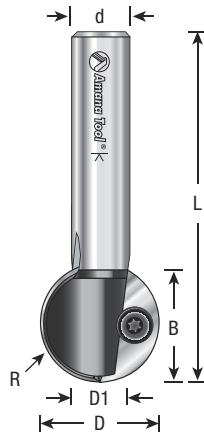
Note: Profile is useful as a 'conduit' for cables, pipes, etc.

Warning: Maximum RPM=18,000

Warning: These tools have an open flute design (not anti-kickback) and are intended for high feed-rate CNC machine use only. **Do not use in portable routers.**



CNC feed and speed available online



1:1

CORE BOX

Carbide Tipped • 2 Flute

Cut half-round grooves for fluted moldings columns millwork and signs using these core box bits. Used with an edge guide they can cut coves. Can be used with handheld table-mounted and CNC routers.

Excellent For Cutting:

- Soft/Hardwood
- Veneered Plywood
- Laminate
- MDF



ØD	R	B	Ød	L	Tool No.
1/8	1/16	3/8	1/4	1-3/4	45900 *
1/4	1/8	3/8	1/4	2-1/2	DRB-432
3/16	3/32	1/2	1/4	1-3/4	45902 *
3/16	3/8	1/2	3/8	3	DRB-433
5/16	5/32	3/4	1/4	2	45903
1/4	1/8	1/4	1/4	1-5/8	45904
5/16	5/32	3/4	1/2	2-5/8	45905
3/8	3/16	1/4	1/4	1-1/2	45906
3/8	3/16	1/4	1/2	2	45908 <i>New</i>
3/8	3/16	1/2	1/4	2	45901
1/2	1/4	3/8	1/4	1-1/2	45910
1/2	1/4	1/2	1/4	2-1/8	RC-45910 ⚠
1/2	1/4	3/8	1/2	2-1/8	45912 <i>New</i>
1/2	1/4	5/8	1/4	2-1/4	45907 <i>New</i>
5/8	5/16	3/8	1/4	2	45909
5/8	5/16	7/16	1/4	1-5/8	45914
5/8	5/16	7/16	1/2	2	45916
3/4	3/8	7/16	1/4	1-3/4	45918
3/4	3/8	7/16	1/2	2	45920
7/8	7/16	1/2	1/2	2-1/4	45922
1	1/2	5/8	1/4	1-3/4	45924
1	1/2	11/16	1/2	2-1/8	45926
1-1/4	5/8	3/4	1/2	2-5/16	45928 ⚠ ²⁰

⚠ **Warning:** #RC-45910 for CNC use only.

⚠²⁰ Maximum RPM = 20,000

* Solid carbide (brazed to steel shank).

🔧 Replacement knife for #RC-45910: #RCK-266 (RC-45910 – single flute).
Replacement bearing for #RC-45910: #47701.

💎 Polycrystalline Diamond (PCD) for extremely long life. Maximum recommended material depth in one pass varies from 0.5mm to 3.0mm depends on the hardness. The harder the material, the less depth.

♦ Use in a table-mounted router. **Not for use in a handheld router!**

8-PC. CORE BOX

1/4" Shank • Carbide Tipped Router Bit Collection

Cut half-round grooves for fluted moldings columns millwork and signs using these core box bits. Used with an edge guide they can cut coves. Can be used with handheld table-mounted and CNC routers.

Excellent For Cutting:

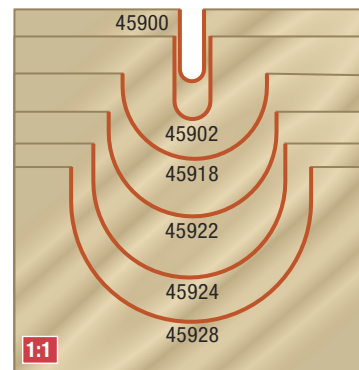
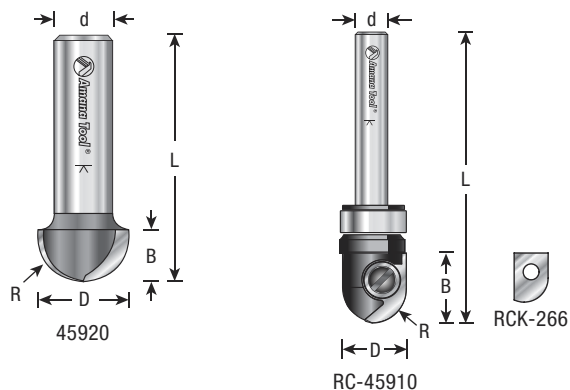
- Soft/Hardwood
- Veneered Plywood
- Laminate
- MDF

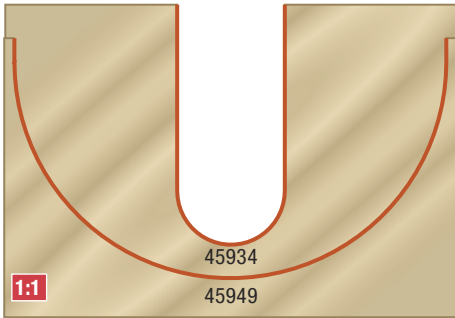
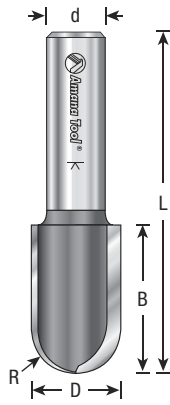


Dia.	Radius	Cut Height	Shank	Length	Tool No.
1/8	1/16	3/8	1/4	1-3/4	45900 *
3/16	3/32	1/2	1/4	1-3/4	45902 *
1/4	1/8	1/4	1/4	1-5/8	45904
3/8	3/16	1/4	1/4	1-1/2	45906
1/2	1/4	3/8	1/4	1-1/2	45910
5/8	5/16	7/16	1/4	1-5/8	45914
3/4	3/8	7/16	1/4	1-3/4	45918
1	1/2	5/8	1/4	1-3/4	45924

8-Pc. Set Includes the following radii: 1/16 3/32 1/8 3/16 1/4 5/16 3/8 and 1/2 **AMS-420**

* Solid carbide (brazed to steel shank).





ELONGATED CORE BOX

Carbide Tipped • 2 Flute • Extra Deep

Cut much deeper flutes than possible with a regular core box bit.



ØD	R	B	Ød	L	Tool No.
3/8	3/16	1	1/2	2-3/4	45930
1/2	1/4	1-1/4	1/2	2-7/8	45932
9/16	9/32	1-1/4	1/2	2-7/8	45934
5/8	5/16	1-1/4	1/2	2-3/4	45936
3/4	3/8	1-1/4	1/2	2-3/4	45938
1	1/2	1-1/4	1/2	2-3/4	45942
1-1/4	5/8	1-1/4	1/2	2-3/4	45944 ▲ ²⁰
1-1/2	3/4	1-1/4	1/2	2-3/4	45946 ▲ ¹⁸
2	1	1-1/4	1/2	2-3/4	45948 ▲ ¹⁴
2-1/4	1-1/8	1-1/4	1/2	2-3/4	45949 ▲ ¹⁴

▲ Warning: Maximum RPM ▲¹⁴ = 14,000; ▲¹⁸ = 18,000; ▲²⁰ = 20,000

Note: All core box wood sample illustrations shown actual size.

◆ Use in a table-mounted router. **Not for use in a handheld router!**

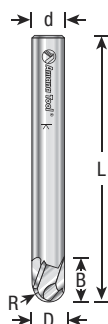
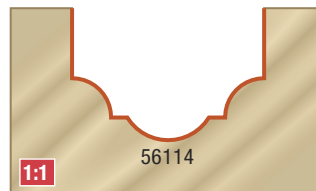
CLASSICAL GROOVE

Carbide Tipped • 2 Flute

Use this bit to form a bead-sided groove with a rounded bottom to embellish solid wood surfaces. It can be used in handheld, table-mounted and CNC routers, guided with an edge guide, fence, or in conjunction with a template guide bushing.



ØD	R	R1	B	Ød	L	Tool No.
1/2	3/32	9/64	7/16	1/4	2	56108
3/4	9/64	5/32	1/2	1/4	2-1/16	56110
3/4	9/64	5/32	1/2	1/2	2-3/4	56112
1	13/64	1/4	11/16	1/2	3	56114



BOTTOM ROUND

Solid Carbide • 3 Flute

Developed for producing round bottomed grooves in hardwood and softwood, plywood and composition material. Used for engraving and carving.



ØD	R	B	Ød	L	Tool No.
1/4	1/8	3/8	1/4	2-1/2	45784

CLASSICAL GROOVE

Carbide Tipped • 2 Flute with Upper Ball Bearing Guide

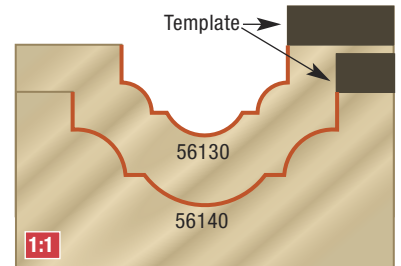
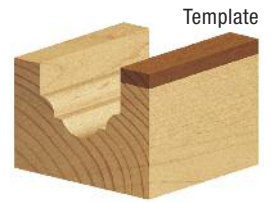
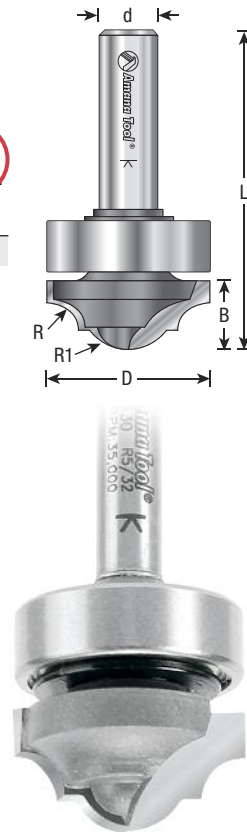
Rout decorative grooves on solid wood or MDF panels and surfaces with a handheld or CNC router. Form edges with a hand router equipped with an edge guide or on a router table. Shank-mounted bearing allows cuts to be guided by a template mounted atop the work-piece.



ØD	R	R1	B	Ød	L	Tool No.
7/8	5/32	7/32	1/2	1/4	2	56130
1-3/8	1/4	13/32	9/16	1/2	2-5/8	56140

Replacement Parts:

Ball Bearing	Lock Ring	Tool No.
47708	47748	56130
47734	47750	56140



CLASSICAL GROOVE

Carbide Tipped • 2 Flute with Upper Ball Bearing Guide

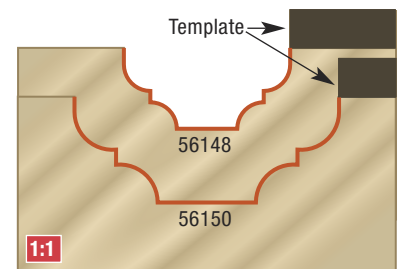
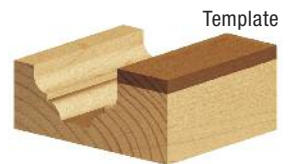
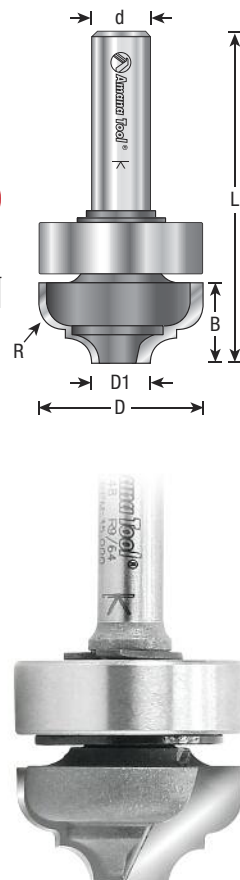
Rout decorative grooves on solid wood or MDF panels and surfaces with a handheld or CNC router. Form edges with a hand router equipped with an edge guide, or on a router table. Shank-mounted bearing allows cuts to be guided by a template mounted atop the work-piece.



ØD	ØD1	R	B	Ød	L	Tool No.
7/8	.319	9/64	3/8	1/4	2	56148
1-3/8	.522	13/64	9/16	1/2	2-5/8	56150

Replacement Parts:

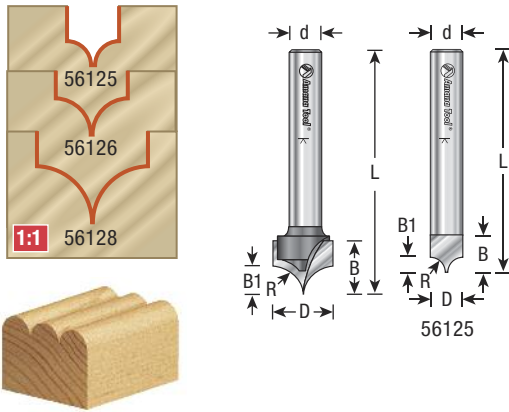
Ball Bearing	Lock Ring	Tool No.
47708	47748	56148
47734	47750	56150



POINT CUTTING ROUND OVER

Carbide Tipped • 2 Flute

For trimming, lettering & fluting. Bits are not guaranteed due to a very fine plunge point.




ØD	R	B	B1	Ød	L	Tool No.
5/64	1/32	3/16	1/32	1/4	2-1/4	56141* <i>New</i>
9/64	1/16	7/32	1/16	1/4	2-1/4	56142* <i>New</i>
13/64	3/32	1/4	3/32	1/4	2-1/4	56143* <i>New</i>
1/4	1/8	5/16	1/8	1/4	2	56125*
3/8	3/16	19/64	3/16	1/4	1-7/8	56126
3/8	3/16	5/16	3/16	1/2	2-1/8	56121
1/2	1/4	1/2	1/4	1/4	2	56123
19/32	19/64	1/2	19/64	1/4	2-9/64	56128
3/4	3/8	5/8	3/8	1/4	2	56127
3/4	3/8	5/8	3/8	1/2	2	56129

* Solid carbide.

CNC feed and speed available online



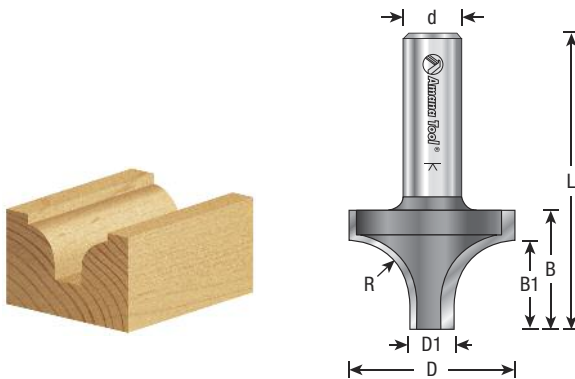
Use Tool #56125 with Tongue & Groove Assembly #55400 on page 169.



ROUND OVER GROOVE

Carbide Tipped • 2 Flute

This bit creates a flat-bottom groove between two quarter-round shapes. Short vertical walls extending below the radius lend extra depth to the appearance. Depending upon the cut depth adjustment, the radii can be flush with the work surface or recessed. The profile can be formed on an edge using an edge guide or, on the router table using a fence.


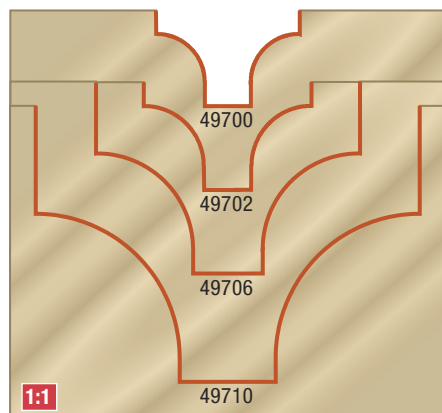


ØD	ØD1	R	B	B1	Ød	L	Tool No.
3/4	.240	1/4	1/2	3/8	1/2	2	49700
.615	.240	3/16	1/2	3/16	1/2	2-1/8	49701
7/8	.245	5/16	9/16	7/16	1/2	2-1/16	49702
7/8	1/2	1/8	1-1/4	1-1/8	1/2	2-1/2	49720*
1	.250	3/8	5/8	15/32	1/2	2-1/8	49704
1-3/8	.363	1/2	1	3/4	1/2	2-1/2	49706
1-3/4	.500	5/8	1-1/4	1	1/2	2-3/4	49708 ¹⁴
2	.500	3/4	1-7/16	1-1/8	1/2	2-15/16	49710 ¹⁴

Warning: Maximum RPM ¹⁴ = 14,000

Use in a table-mounted router. **Not for use in a handheld router!**

* Elongated plunge.



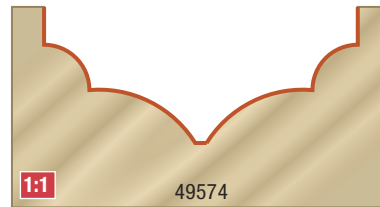
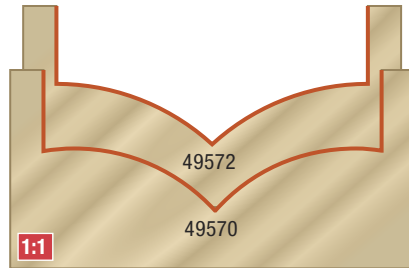
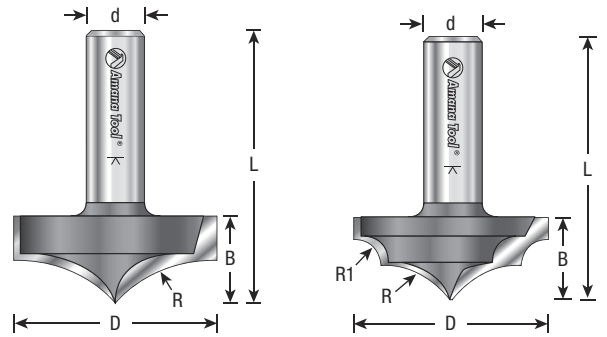
ROUND OVER GROOVE

Carbide Tipped • 2 Flute • Plunge Ovolo Router Bits

Rout decorative grooves on solid wood or MDF panels and surfaces with a handheld or CNC router. Form edges using an edge guide.



ØD	R	R1	B	Ød	L	Tool No.
1-3/4	23/32	—	23/32	1/2	2-3/16	49570
1-5/8	1	—	23/32	1/2	2-3/16	49572
1-5/8	19/32	1/4	23/32	1/2	2-3/16	49574



BEADING GROOVE

Carbide Tipped • 2 Flute

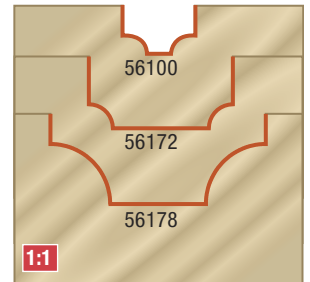
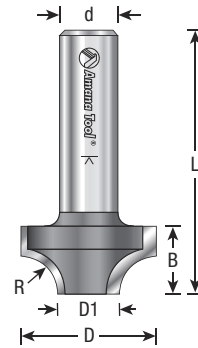
Quarter-round profiles are formed by this bit as it grooves, one on each side of a flat. The scale and depth of the beading profile distinguishes it from the round over at left. Used with a fence or edge guide, this beading bit can be used as an edge former.



ØD	ØD1	R	B	Ød	L	Tool No.
25/64	1/8	3/32	23/64	1/4	1-29/32	56100
1/2	1/4	1/8	3/8	1/4	1-7/8	56170
3/4	1/2	1/8	3/8	1/4	2	56172
7/8	1/2	13/64	15/32	1/4	2-3/16	56174
1-1/8	1/2	5/16	9/16	1/2	2-3/4	56178 ▲ ¹⁴

▲ Warning: Maximum RPM ▲¹⁴ = 14,000

◆ Use in a table-mounted router. **Not for use in a handheld router!**



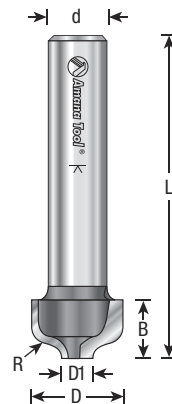
OGEE GROOVE

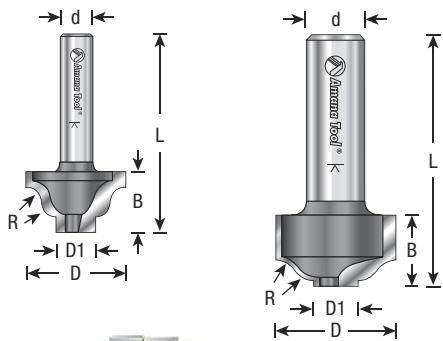
Carbide Tipped • 2 Flute

Rout a flat-bottom groove with ogee shoulders. Decorate any solid wood surface using a handheld or CNC router.



ØD	ØD1	R	B	Ød	L	Tool No.
1/2	.157	5/64	3/8	1/4	2	56122
3/4	.256	9/64	1/2	1/2	2-3/4	56118





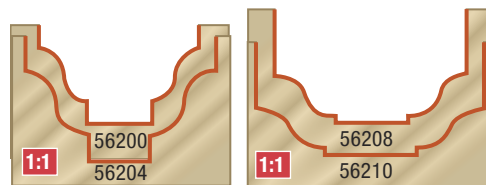
OGEE GROOVE

Carbide Tipped • 2 Flute

This bit is similar to the ogee groove bits on the previous page, but these form a flat-bottom groove with a reverse ogee and step profile for the shoulders.



ØD	ØD1	R	B	Ød	L	Tool No.
13/16	5/16	1/8	33/64	1/4	1-49/64	56200
1	5/16	5/32	43/64	1/4	1-59/64	56204
1	3/8	3/16	19/32	1/2	2-3/32	56208
1-3/16	15/32	15/64	19/32	1/2	2-3/32	56210



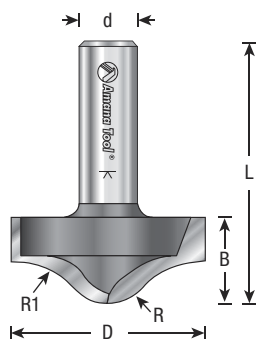

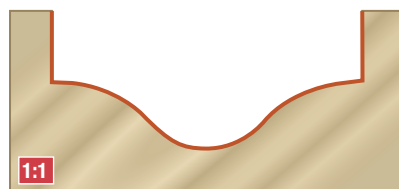
ROUND & OGEE GROOVE

Carbide Tipped • 2 Flute

Rout decorative grooves on solid wood or MDF panels and surfaces with a handheld or CNC router. Form edges using an edge guide.



ØD	R	R1	B	Ød	L	Tool No.
1-5/8	3/8	3/4	23/32	1/2	2-3/16	49232



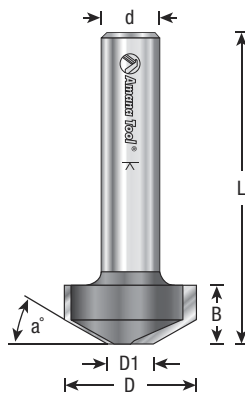

RAISED PANEL GROOVE

Carbide Tipped • 2 Flute

Rout decorative grooves on solid wood or MDF panels and surfaces with a handheld or CNC router. Form edges using an edge guide.



ØD	ØD1	a°	B	Ød	L	Tool No.
1-1/8	.454	30°	1/2	1/2	2-3/4	56116



CHAMFER

Carbide Tipped • 2 Flute with Ball Bearing Guide

Chamfer or bevel edges for decorative effect or to form edge miter joints. Produce crisp, uniform edges at accurate angles to make 4-, 6-, 8-, 12-, or 16-sided boxes. For best results use in a router table.




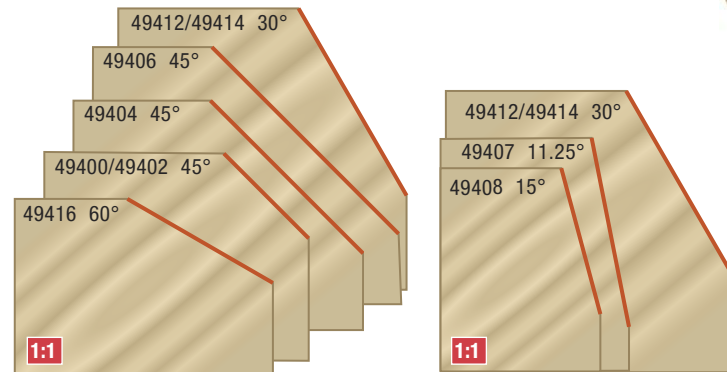
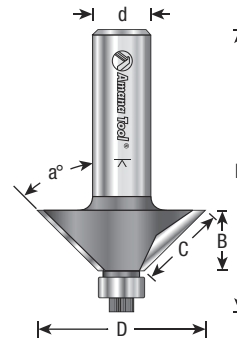
a°	ØD	B	C	Ød	L	Tool No.
45°	1-1/4	1/2	5/8	1/4	2	49400
45°	1-1/4	1/2	5/8	1/2	2-3/8	49402
45°	1-31/32	3/4	1-1/16	1/2	2-23/32	49404 ♦*
45°	2-3/8	1	1-3/8	1/2	2-7/8	49406 ♦▲ ¹⁶ †
45°	3	1-1/16	1-3/8	1/2	3-1/2	49405 ♦▲ ¹⁸
11-1/4°	7/8	1	1	1/2	2-7/8	49407
15°	7/8	3/4	25/32	1/4	2-1/4	49408
22-1/2°	1-1/4	15/16	7/8	1/2	2-7/8	49410
30°	1-3/8	13/16	7/8	1/4	2-1/4	49412
30°	1-3/8	13/16	7/8	1/2	2-3/4	49414
60°	1-1/2	5/8	9/16	1/2	2-5/8	49420 <i>New</i>
60°	2-1/2	11/16	1-1/8	1/2	2-3/4	49416 ♦▲ ¹⁶

Replacement bearings: #49400 & 49402 use #47704.
#49405 use #47710. All other tools use #47706.

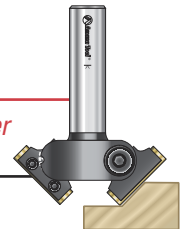
* 49404 will completely chamfer 3/4" material.
† 49406 will completely chamfer 1" material.

▲ **Warning:** Maximum RPM ▲¹⁶ = 16,000; ▲¹⁸ = 18,000

♦ Use in a table-mounted router. **Not for use in a handheld router!**



Adjustable Chamfer
See next page



3° Door Edge Chamfers
See page 27

5-PC. CHAMFER *New*

*11-1/4°, 15°, 22-1/2°, 30° and 45°
Carbide Tipped Router Bit Collection*



Chamfer or bevel edges for decorative effect or to form edge miter joints. Produce crisp, uniform edges at accurate angles to make 4-, 6-, 8-, 12-, or 16-sided boxes. For best results use in a router table.

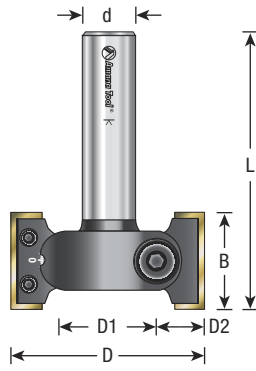
Excellent For Cutting:

- Wood

Angle	Dia	Cut Height	Ød	L	Tool No.
45°	1-1/4	1/2	1/2	2-3/8	49402
11-1/4°	7/8	1	1/2	2-7/8	49407
15°	7/8	3/4	1/4	2-1/4	49408
22-1/2°	1-1/4	15/16	1/2	2-7/8	49410
30°	1-3/8	13/16	1/2	2-3/4	49414
60°	1-1/2	5/8	1/2	2-5/8	RB-116
5-Pc Set includes 49402, 49407, 49408, 49410, 49414 & RB-116					AMS-184



AMS-184



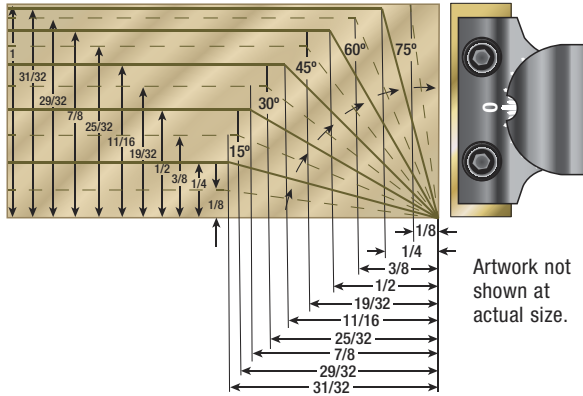
IN BEVEL



ADJUSTABLE INSERT CHAMFER SYSTEM FOR CNC, HANDHELD AND ROUTER TABLES

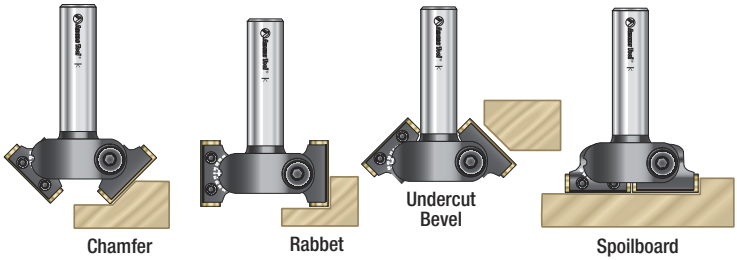
In-Bevel insert router bit complete with two cutting flutes. Suitable for producing chamfer, rabbet, bevel and spoilboard cuts at various angles in softwood, hardwood and man-made boards. Cutting angle can be adjusted in 7.5° steps by using a notched scale. Good for use in CNC machine, handheld router and router table machines.

Insert knives are coated for longer cutting life with two cutting edges that allow users to rotate the knife when one side becomes dull.



ØD	ØD1	ØD2	B	a°	Ød	L	Max RPM	Repl. Knife	Tool No.
1-7/8	25mm	11.5mm	31/32	-45° to +90°	1/2	2-13/16	16,000	RCK-460 (2)	RC-2375

Optional carbide grade knife, optimal for MDF #RCK-462 (2). Replacement screws #67133.



CNC INSERT CARBIDE ADJUSTABLE CHAMFER

Insert router bit complete with two cutting flutes. Suitable for producing chamfer cuts at various angles in softwood, hardwood and man-made boards. Cutting angle can be adjusted in 7.5° steps by using a notched scale.

Fine adjustment of 1° is also possible. For use on routers and machining centers with CNC control.

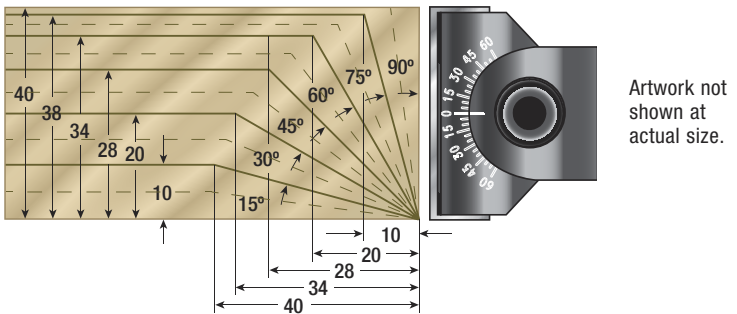
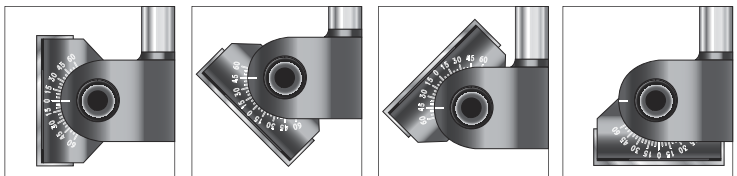


Max RPM= 12,000

ØD	B	a°	Ød	L	Repl. Knife	Tool No.
85mm(3-3/8)	40mm(1-1/2)	-45° to +90°	3/4	100mm(4)	RCK-40 (2)	RC-2370
85mm(3-3/8)	40mm(1-1/2)	-45° to +90°	3/4	100mm(4)	RCK-40 (2)	RC-2370-LH*

* Left hand rotation.

Replacement screws use #67183.



VARIABLE DOUBLE CHAMFER ASSEMBLY

Carbide Tipped • 3-Wing with Ball Bearing Guide

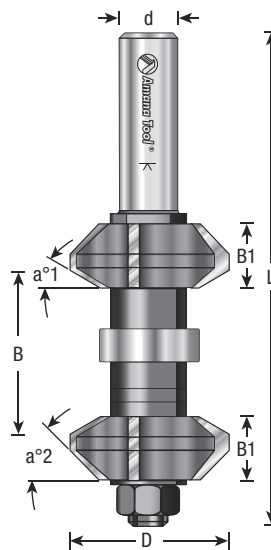
Chamfer both corners of an edge in one pass with this assembly. Switch from 30° or 45° chamfers by switching cutter positions on the arbor. Interchangeable spacers adjust assembly to accommodate different stock thicknesses. The assembly includes the arbor, a pair of multi-angle cutters, pilot bearing, spacers and shims. Replacement parts are available separately.



ØD	a°1	a°2	B1	Ød	L	Tool No.
1-3/8	30°	45°	9/16	1/2	4-1/4	49730

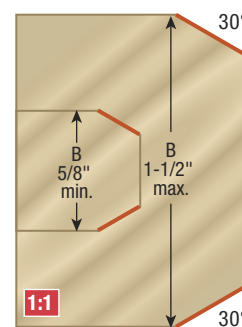
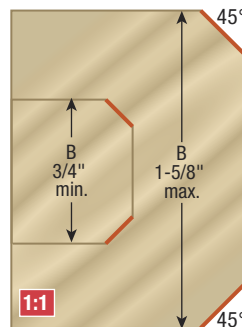
Replacement Parts:

Description	Tool No.
Top Replacement Cutter (R/H)	49732
Bottom Replacement Cutter (L/H)	49734
Ball Bearing Guide, 5/16 x .865	47708
1/2" Shank Arbor With Nut	47618
6mm Spacer (2 required)	55368
0.5mm Shims (1 required)	55404
0.1mm Shims (4 required)	55357
1.0mm Black Washer (4 required)	55402



B Max. With Ball Bearing

B Min. Without Bearing, Deduct Approx. 5/16" From Min. Dimension.



DOUBLE ROUND OVER ADJUSTABLE 'EASING' ASSEMBLY

Carbide Tipped • 3-Wing with Ball Bearing Guide

Round over both the top and bottom edges in just one pass with this assembly. Interchangeable spacers after cutting spacing to accommodate different stock thickness up to 1-1/4". The assembly includes the arbor, a pair of multi-angle cutters, pilot bearing, spacers and shims. Replacement parts are available separately. For best results use in a router table!

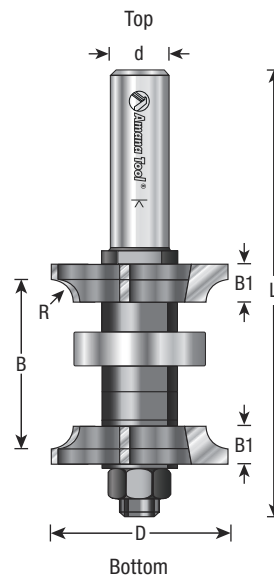


ØD	R	B	B1	Ød	L	Tool No.
1-1/2	3/16	3/4 to 1-1/4 *	19/64	1/2	3-5/8	49750
1-19/32	1/4	13/16 to 1-11/32 *	3/8	1/2	3-5/8	49755

* Minimum thickness with ball bearing. Without bearing, deduct approx. 5/16" from the smaller dimension.

Replacement Parts:

Description	Quantity Required		Tool No.
	49750	49755	
Top 3/16" Radius Cutter (R/H)	1	—	49752
Bottom 3/16" Radius Cutter (L/H)	1	—	49754
Top 1/4" Radius Cutter (R/H)	—	1	49757
Ball Bearing Guide, 8mm x 28mm	1	1	47736
1/2 Arbor with Nut	1	1	47620
3.0mm Spacer	2	2	55366
6.0mm Spacer	1	1	55368
1.0mm Black Washer	5	5	55402
0.50mm Shim	2	2	55404



CORNER ROUNDING

Carbide Tipped • 2 Flute with Ball Bearing Guide

Rounds an edge to a given radius. The tool is shouldered to cut a fillet. The cut can be used to ease edges, as a simple profile, or as a part of a complex one.



ØD	ØD1	R	B	Ød	L	Tool No.
5/16	3/16	1/16	5/16	1/4	1-13/16	MRR108 **
3/8	3/16	3/32	3/8	1/4	1-13/16	MR0110 **
7/16	3/16	1/8	3/8	1/4	1-13/16	MR0112 **
1/2	3/16	5/32	3/8	1/4	1-13/16	MR0114 **
9/16	3/16	3/16	3/8	1/4	1-13/16	MRR110 **
5/8	1/2	1/16	5/16	1/4	1-3/4	49492
11/16	3/16	1/4	13/32	1/4	1-7/8	MRR112 ** New
5/8	1/2	1/16	5/16	1/2	2-1/4	49494
3/4	1/2	1/8	3/8	1/4	2	49496
3/4	1/4	1/4	1/2	1/4	1-7/8	49505
3/4	1/2	1/8	3/8	1/2	2-5/16	49498
13/16	1/2	5/32	3/8	1/4	2	49499
13/16	1/2	5/32	3/8	1/2	2-1/4	49501
7/8	3/8	1/4	1/2	1/4	1-5/16	49527
7/8	1/2	3/16	1/2	1/4	2	49500
7/8	1/2	3/16	1/2	1/2	2-7/16	49502
1	1/4	3/8	5/8	1/4	2	49511
1	1/2	1/8	3/8	1/4	2-3/16	RC-49496
1	1/2	1/4	1/2	1/4	2	49504
1	1/2	1/4	1/2	1/4	2-1/16	RC-49504
1	1/2	1/4	1/2	1/4	2-1/16	DRB-504
1	1/2	1/4	1/2	1/2	2-7/16	49506
1-1/8	3/8	3/8	5/8	1/4	2-1/8	49531
1-1/8	1/2	5/16	1/2	1/4	2-1/16	49508
1-1/8	1/2	5/16	1/2	1/2	2-7/16	49510
1-1/4	1/2	3/8	5/8	1/4	2-3/16	49512
1-1/4	1/2	3/8	5/8	1/2	2-9/16	49514
1-3/8	1/2	7/16	5/8	1/2	2-9/16	49515
1-1/2	1/2	1/2	3/4	1/4	2-1/4	49516
1-1/2	1/2	1/2	3/4	1/2	2-5/8	49518
1-5/8	1/2	9/16	3/4	1/2	2-5/8	49517
1-3/4	1/2	5/8	7/8	1/2	2-3/4	49519
2	1/2	3/4	1	1/2	2-7/8	49520
2-1/4	1/2	7/8	1-1/4	1/2	3-1/16	49521
2-1/2	1/2	1	1-1/4	1/2	3-3/16	49522 *
2-3/4	1/2	1-1/8	1-3/8	1/2	3-1/4	49523 *
3	1/2	1-1/4	1-1/2	1/2	3-1/4	49524 *
3-1/2	1/2	1-1/2	1-3/4	1/2	3-5/8	49526 *

* Not guaranteed due to extreme diameter and radius. For best results it is recommended to use a smaller radius bit or chamfer the material prior to using these large radius tools. Tool life will be prolonged and a smoother finish will result.

** Miniature with 3/16" ball bearing #47775.

Replacement knife #RCK-268 (2 required). Replacement knife #RCK-272 (2 required).

Replacement bearing #47706. Replacement bearing for 49505 & 49511 #47723.

Replacement bearing for 49527 & 49531 #47704.

Warning: Maximum RPM ₁₅ = 15,000; ₁₆ = 16,000; ₁₈ = 18,000; ₂₂ = 22,000; ₂₈ = 28,000

Use in a table-mounted router. **Not for use in a handheld router!**

Polycrystalline Diamond (PCD) for extremely long life.

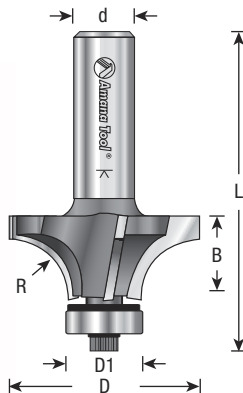
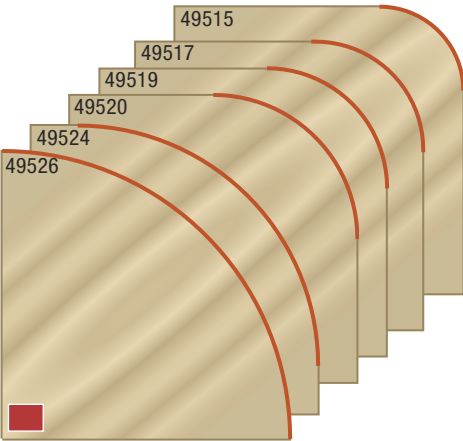
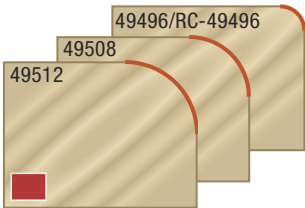
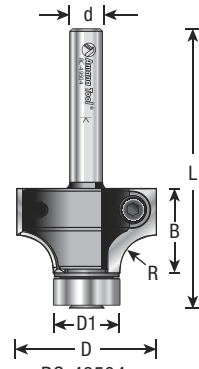
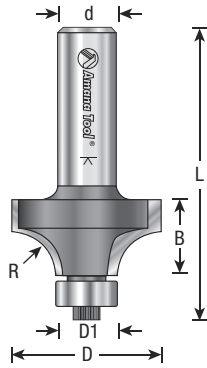
4 FLUTE CORNER ROUNDING

Carbide Tipped with Ball Bearing Guide

4 flute design for super-smooth finish.



ØD	ØD1	R	B	Ød	L	Tool No.
1-1/8	5/8	1/4	7/16	1/2	2-9/16	49541
1-3/8	5/8	3/8	5/8	1/2	2-11/16	49543
1-5/8	5/8	1/2	11/16	1/2	2-3/4	49545



BEADING

Carbide Tipped • 2 Flute with 3/8" Diameter Ball Bearing Guide

Cut a quarter-round shape bounded by fillets, known as a bead, in one pass by this bit. The width of one fillet is set by the pilot bearing size, while the other is controlled by the depth of cut. A beading bit can be transformed into a corner rounding bit by changing the bearing (and vice versa).



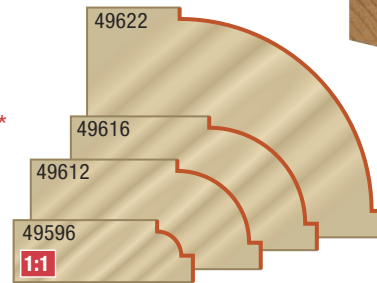
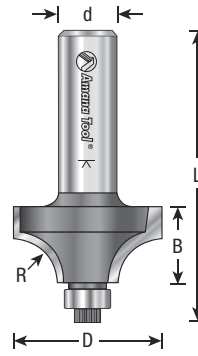
ØD	R	B	Ød	L	Tool No.
5/8	1/16	5/16	1/4	1-3/4	49592
3/4	1/8	3/8	1/4	2	49596
3/4	1/8	3/8	1/2	2-5/16	49598
7/8	3/16	1/2	1/4	2	49600
7/8	3/16	1/2	1/2	2-7/16	49602
1	1/4	1/2	1/4	2	49604
1	1/4	1/2	1/2	2-7/16	49606
1-1/8	5/16	1/2	1/4	2-1/16	49608
1-1/8	5/16	1/2	1/2	2-7/16	49610
1-1/4	3/8	5/8	1/4	2-3/16	49612
1-1/4	3/8	5/8	1/2	2-9/16	49614
1-1/2	1/2	3/4	1/4	2-1/4	49616
1-1/2	1/2	3/4	1/2	2-5/8	49618
1-3/4	5/8	7/8	1/2	2-3/4	49619 ▲ ²⁸
2	3/4	1	1/2	2-7/8	49620 ▲ ²²
2-1/2	1	1-1/4	1/2	3-3/16	49622 ▲ ¹⁸ ◆*

Replacement bearing #47702.

* Not guaranteed due to extreme diameter and radius. For best results it is recommended to use a smaller radius bit or chamfer the material prior to using these large radius tools. Tool life will be prolonged and a smoother finish will result.

▲ **Warning:** Maximum RPM ▲¹⁸ = 18,000; ▲²² = 22,000; ▲²⁸ = 28,000

◆ Use in a table-mounted router. **Not for use in a handheld router!**



8-PC. CORNER ROUND

Carbide Tipped Router Bit Collections

The basic edge-forming bit, the corner-rounding bit rounds an edge to a given radius. The tool is shouldered to cut a fillet. The cut can be used to ease edges, as a simple profile, or as a part of a complex one. If a smaller pilot bearing is used, a second shoulder can be produced, in effect making the bit a beading bit.

Set #AMS-550



Dia	Radius	Cut Length	Shank	Length	Tool No.
1-1/2	1/2	3/4	1/4	2-1/4	49516
5/8	1/16	5/16	1/4	1-3/4	49492
1-1/8	5/16	1/2	1/4	2-1/16	49508
7/8	3/16	1/2	1/4	2	49500
1	1/4	1/2	1/4	2	49504
13/16	5/32	3/8	1/4	2	49499
3/4	1/8	3/8	1/4	2	49496
1-1/4	3/8	5/8	1/4	2-3/16	49512

Set #AMS-555



Dia	Radius	Cut Length	Shank	Length	Tool No.
1-1/4	3/8	5/8	1/2	2-9/16	49514
7/8	3/16	1/2	1/2	2-7/16	49502
1	1/4	1/2	1/2	2-7/16	49506
2	3/4	1	1/2	2-7/8	49520
3/4	1/8	3/8	1/2	2-5/16	49498
1-3/4	5/8	7/8	1/2	2-3/4	49519
1-1/2	1/2	3/4	1/2	2-5/8	49518
1-1/8	5/16	1/2	1/2	2-7/16	49510

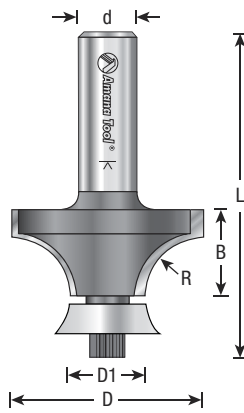
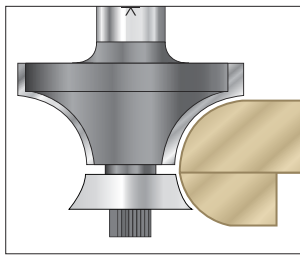


AMS-550



AMS-555





CORNER ROUNDING

Carbide Tipped • 2 Flute with Ultra-Glide™ Radius Bearing

A unique pilot bearing allows you to produce a true 180° bullnose with this corner rounding bit. Unlike a regular square-edge bearing, it follows the radiused surface produced on the first pass. Will neither leave a flat spot nor gouge the edge. Use the (optional) regular 1/4" x 5/8" steel bearing for the first pass.

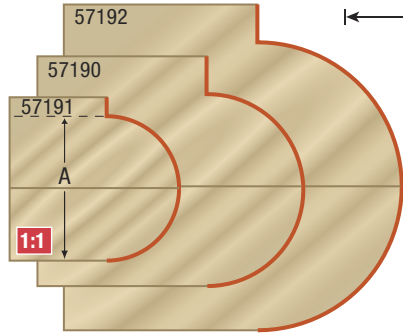


ØD	A	R	ØD1	B	Ød	L	Repl. Bearing	Tool No.
1-9/32	3/4	3/8	5/8	9/16	1/2	2-5/8	47766	57191
1-5/8	1	1/2	5/8	3/4	1/2	2-3/4	47767	57190
2-1/8	1-1/2	3/4	5/8	1	1/2	3	47768	57192
2-5/8	2	1	5/8	1-1/4	1/2	3-3/16	47769	57194 ▲18♦

Standard steel 1/4" x 5/8" bearing - use #47712 (order separately).

▲ **Warning:** Maximum RPM ▲18 = 18,000

♦ Use in a table-mounted router. **Not for use in a handheld router!**



MATCHING CORNER ROUND/COVE

Carbide Tipped • 2 Flute with Double Ball Bearing Guide

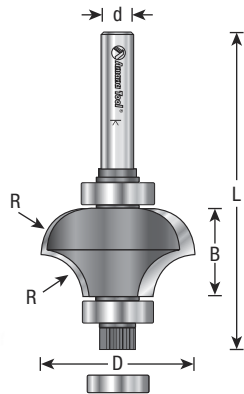
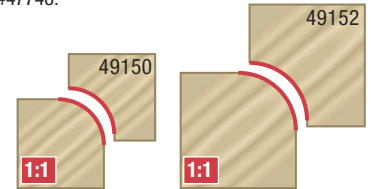
Cut rule joints with a single bit carrying perfectly matched profiles. Switch from the cove to the quarter-round profile simply by changing the extension of the bit. Use in handheld or table-mounted routers.



ØD	R	B	Ød	L	Tool No.
1-1/8	1/4	17/32	1/4	2-1/2	49150
1-1/4	5/16	21/32	1/4	2-11/16	49152

Replacement bearings #47712 (2 required).

Replacement snap ring to retain upper bearing #47748.



CORNER ROUNDING 3D

Carbide Tipped • 2 Flute

This is no ordinary corner rounding bit! A guide ring on the bit perimeter coupled with a guide bearing above the profile allows you to round the edges of stock that curves in two planes. Just what's needed for shaping chairs or any furniture that has compound curves.

This unique tool is available in a 1/8" or 1/4" radius.



ØD	R	B	Ød	L	Repl. Alum. Ring	Tool No.
1	1/8	1/8	1/2	3-27/32	47790	49528
1-1/4	15/64	1/4	1/2	3-29/32	47792	49529

Replacement parts:
Bearings #47706 and #47721.
Allen screw #67011.
Lock ring #67176.
Allen key #67165.



BULLNOSE

Carbide Tipped • 2 Flute & 3 Flute (51566 Only)

Shape the full edge of a work-piece with a bullnose radius bit. Ideal for shaping stair treads, window sills, table and counter edges, shelves, and making moldings. The “nose diameter” (M) is the thickness of stock that can be nosed, i.e., given a full 180-degree round over. Flats at top and bottom of the cutting edges create fillets on stock thicker than the nose diameter. Must be used with an edge guide on handheld routers or the fence on a router table.



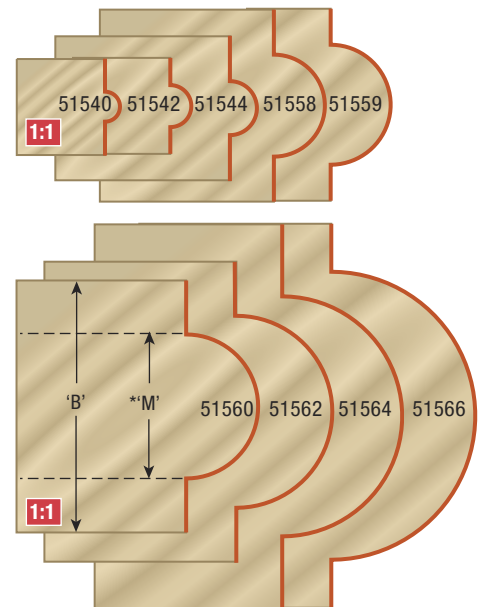

'M'*	R	B	ØD	Ød	L	Tool No.
5/32	5/64	1/2	17/32	1/4	1-3/4	51540
3/16	3/32	1/2	21/32	1/4	1-5/8	51541
7/32	7/64	1/2	19/32	1/4	1-3/4	51542
1/4	1/8	9/16	23/32	1/4	1-11/16	51543
19/64	9/64	3/4	21/32	1/4	1-7/8	51544
3/8	3/16	7/8	7/8	1/4	2	51545
1/2	1/4	1	1	1/4	2-1/8	51547
5/32	5/64	1/2	17/32	1/2	2	51550
3/16	3/32	1/2	21/31	1/2	2	51551
7/32	7/64	1/2	19/32	1/2	2	51552
1/4	1/8	9/16	23/32	1/2	2-1/16	51553
9/32	9/64	3/4	21/32	1/2	2-1/4	51554
3/8	3/16	7/8	7/8	1/2	2-3/8	51555
27/64	13/64	3/4	7/8	1/2	2-1/4	51556
1/2	1/4	1	1	1/2	2-1/2	51557
35/64	17/64	1	1-1/32	1/2	2-1/2	51558
5/8	5/16	1	1-1/8	1/2	2-1/2	51559
3/4	3/8	1-5/16	1-1/4	1/2	2-3/4	51560
7/8	7/16	1-1/2	1-1/2	1/2	3	51549
1	1/2	1-9/16	1-11/16	1/2	3-1/16	51562
1-1/8	9/16	1-1/2	1-13/16	1/2	3	51563
1-1/4	5/8	2	2	1/2	3-1/2	51564
1-1/2	3/4	2	2-3/8	1/2	3-1/2	51566 ▲ ¹⁹ †

* 'M' denotes thickness of material on which a full 180° round over can be accomplished.

† #51566 is 3 flute (all others are 2 flute).

▲ **Warning:** Maximum RPM ▲¹⁹ = 19,000

◆ Use in a table-mounted router. **Not for use in a handheld router!**



3D ADAPTERS FOR ROUTER BITS

These 3D adapters are versatile devices used for making compound curves by inserting the adapter over any 1/4" shank router bit. By making it as an adapter and not a solid tool, the system becomes much more flexible as well as cost effective.

Tool #55110 will fit all tools with up to a 3/4" cutting diameter and #55112 will fit all tools with up to a 1" cutting diameter. The cutting length is adjustable and is limitless to shapes and tools this adapter may be used for.

This 3D system may be useful especially for small objects, artistic works and other delicate projects. May also be used for small jobs with a drill machine (when one does not have a router). In this case, the outer ring, which revolves against the tool, serves as a small “router table”. For this application, we recommend a minimum of 3,000 RPM.

#55110 can be used with Miniature Router Bits found on pages 178-179 as well as tool #49492 and #49496.

#55112 can be used with tool #49492, #49496, #49499, #49500 and #49504.



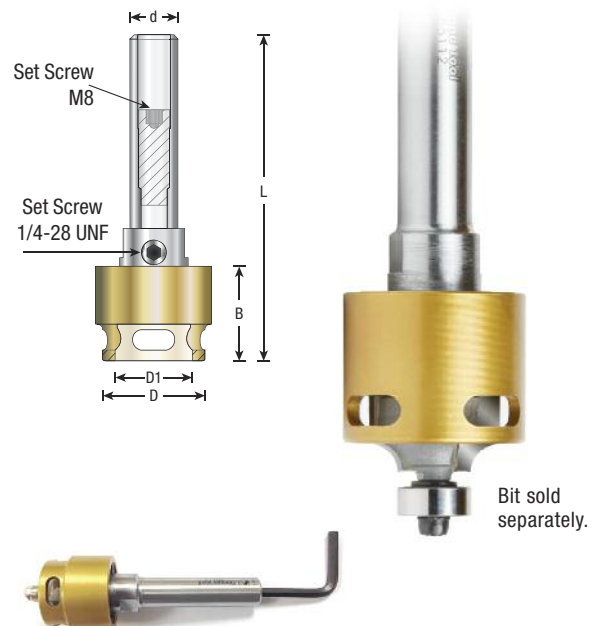
ØD	ØD1	B	Ød	L	Tool No.
1-1/16	25/32	1	1/2	3-13/32	55110
1-7/32	1-1/64	1	1/2	3-13/32	55112

▲ **Warning:** Maximum RPM = 18,000

Each adapter comes with two Allen Keys:
#5009 – 1/8" Allen Key for the screw on the side
#5003 – 5/32" Allen Key

Use to set screw M8 inside the shank of the tool.

This screw makes it easier to adjust the length accurately and safely.

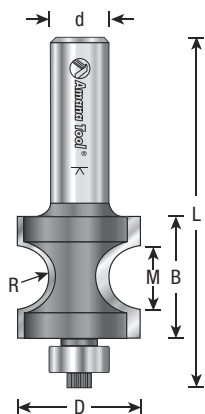


Use Amana Tool® Allen key #5003 (5/32") to adjust the required length of the shank. Only then, you can tighten the set screw that holds the tool from the side.

BULLNOSE

Carbide Tipped • 2 Flute with Ball Bearing Guide

Shape the full edge of a work-piece with a bullnose radius bit. Ideal for shaping stair treads, window sills, table and counter edges, shelves, and making moldings. The “nose diameter”(M) is the thickness of stock that can be nosed, i.e., given a full 180-degree round over. Flats at top and bottom of the cutting edges create fillets on stock thicker than the nose diameter. Must be used with an edge guide on handheld routers or the fence on a router table.



'M'*	R	B	ØD	Ød	L	Tool No.
1/8	1/16	1/2	5/8	1/4	2-1/8	51565
3/16	3/32	1/2	11/16	1/4	2-1/8	51567
1/4	1/8	3/4	3/4	1/4	2-3/8	51568
3/8	13/64	3/4	7/8	1/2	2-3/4	51569
35/64	17/64	1	1-1/16	1/2	2-7/8	51570
3/4	3/8	1-5/16	1-3/8	1/2	3-1/4	51572 ▲ ²⁰
1	1/2	1-19/32	1-13/16	1/2	3-1/2	51574 ▲ ¹⁸
1-1/4	5/8	2	2	1/2	3-7/8	51576 ▲ ¹⁴ ◆

* 'M' denotes thickness of material on which a full 180° round over can be accomplished.

Replacement bearings:

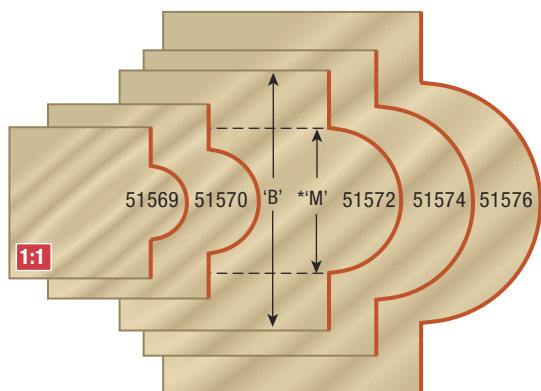
Tool #'s 51565, 51567, 51568, 51569, 51570 use #47706.

Tool #51572 use #47716.

Tool #'s 51574 & 51576 use #47714.

▲ **Warning:** Maximum RPM ▲¹⁴=14,000; ▲¹⁸=18,000; ▲²⁰=20,000

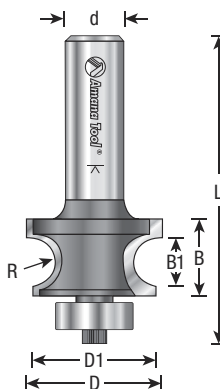
◆ Use in a table-mounted router. **Not for use in a handheld router!**



CORNER BEADING

Carbide Tipped • 2 Flute with Ball Bearing Guide

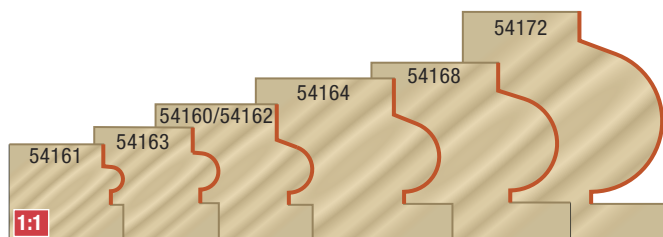
Produce three slightly different profiles using this bit – an edge bead with or without a fillet and a full corner bead – by altering the bit extension or rolling the work-piece between passes. This group of hard-to-find tools is particularly suitable for antique reproductions and restoration projects. Use in a handheld or table-mounted router.



ØD	ØD1	R	B	B1	Ød	L	Tool No.
45/64	5/8	1/16	5/16	1/8	1/4	1-11/16	54161
49/64	11/16	3/32	25/64	3/16	1/4	1-3/4	54163
7/8	3/4	1/8	9/16	9/32	1/4	2-1/8	54160
7/8	3/4	1/8	9/16	9/32	1/2	2-1/2	54162
1-1/8	1	3/16	11/16	13/32	1/4	2-1/4	54164
1-1/8	1	3/16	11/16	13/32	1/2	2-5/8	54166
1-1/4	1-1/8	1/4	23/32	17/32	1/4	2-5/16	54168
1-1/4	1-1/8	1/4	23/32	17/32	1/2	2-11/16	54170
1-1/2	1-3/8	3/8	1	25/32	1/2	2-7/8	54172

Replacement bearing for #54160 – #54163 use #47706.

All other tools use #47716.



COVE & BEAD

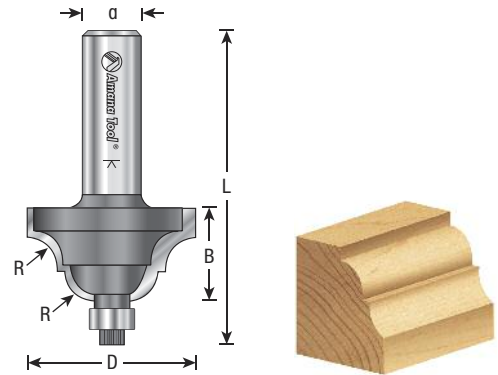
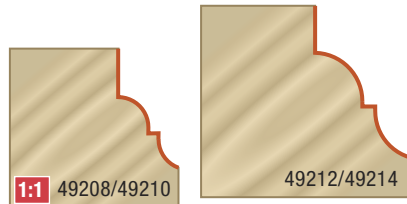
Carbide Tipped • 2 Flute with Ball Bearing Guide

The reverse cove-and-bead bit, which has the cove coming off the bearing, produces the reverse of the classical cove and bead. Radii of both cove and bead are identical. Use in a handheld or table-mounted router.



ØD	R	B	Ød	L	Tool No.
1	5/32	5/8	1/4	2-1/8	49208
1	5/32	5/8	1/2	2-1/2	49210
1-3/8	1/4	7/8	1/4	2-1/4	49212
1-3/8	1/4	7/8	1/2	2-5/8	49214

Replacement bearing #47704.



CLASSICAL BEAD & COVE

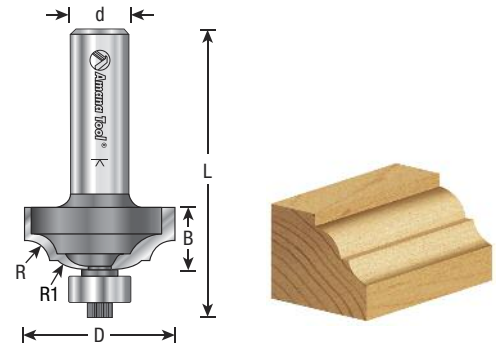

Carbide Tipped • 2 Flute with Ball Bearing Guide

This bead and cove combines the two basic forms, separating them with a fillet. The cove comes off the pilot bearing. Produce a complex profile in a single pass. Use in a handheld or table-mounted router.



ØD	R	R1	B	Ød	L	Tool No.
1-1/4	13/64	5/16	1/2	1/4	2	54102
1-1/4	13/64	5/16	1/2	1/2	2-3/8	54104
1-1/2	7/32	15/64	5/8	1/4	2-1/8	54106
1-1/2	7/32	15/64	5/8	1/2	2-1/2	54108

Replacement bearing #47706.





CLASSICAL COVE & BEAD

Carbide Tipped • 2 Flute with Ball Bearing Guide

The positions of the bead and the cove are reversed on this series of bits, with the bead coming off the bearing. With the optional 3/8" pilot bearing, the bit produces a fillet at the base of the bead. Largest diameter bits should be run at reduced speed. Use in a handheld or table-mounted router.

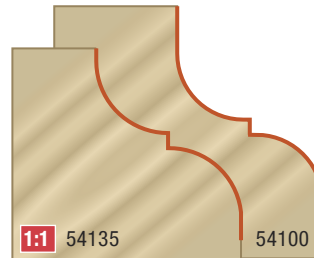
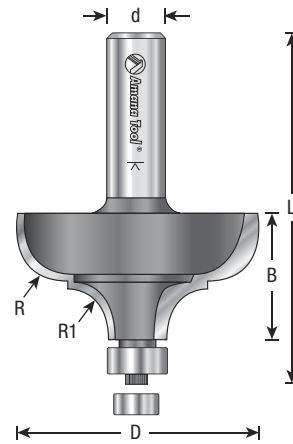
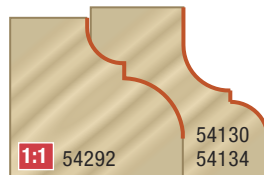
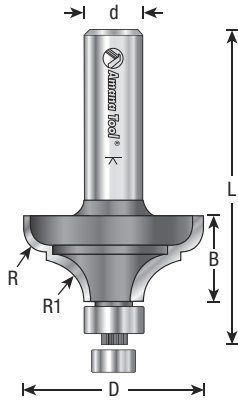
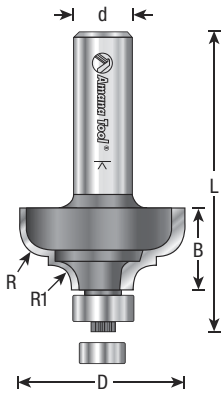
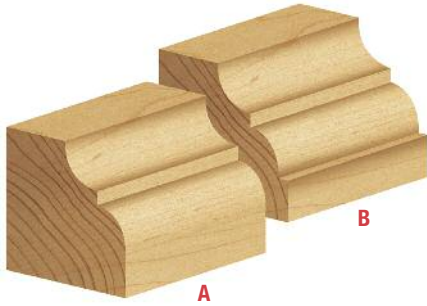


ØD	R	R1	B	Ød	L	Tool No.
1-1/8	5/32	5/32	1/2	1/4	2	54128
1-3/8	1/4	3/16	11/16	1/4	2-3/16	54130
1-1/8	5/32	5/32	1/2	1/2	2-3/8	54132
1-3/8	1/4	3/16	11/16	1/2	2-9/16	54134
1-1/2	3/16	5/16	5/8	1/2	2-1/2	54292
2	11/32	11/32	1-1/4	1/2	3-1/8	54100 ▲ ¹⁸
2	3/8	3/8	1	1/2	2-3/4	54135 ▲ ¹⁸

A Standard 1/2" bearing #47706 (included).

B Optional 3/8" bearing #47702 (order separately).

▲ **Warning:** Maximum RPM ▲¹⁸ = 18,000



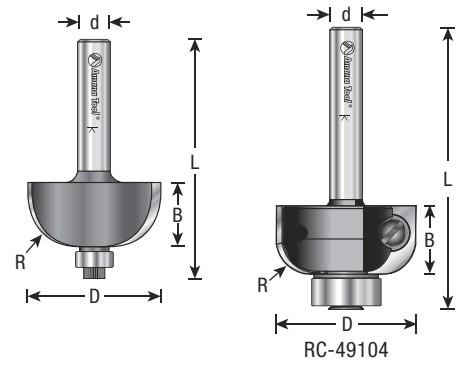
COVE

Carbide Tipped • 2 Flute with Ball Bearing Guide

The covetto form – produced by the cove bit – is one of the classic building blocks for many molding profiles. Use it alone or in combination with beads and fillets. Use the cove to detail the edges of casework, doors and drawers, posts and columns. The cove also makes up one-half of the rule joint used on drop-leaf tables, the other half is the corner-round.

For best results with a large radius cutter, make a preliminary cut with a smaller radius bit or chamfer the work-piece to reduce the amount of stock to be removed in the finish pass. This will produce a smoother finish and prolong tool life. The largest diameter bits must be run at reduced speed.

Use in a handheld or table-mounted router.



RCK-274

ØD	R	B	Ød	L	Tool No.
1/2	1/16	1/2	1/4	2	49092
5/8	1/8	1/2	1/4	2	49094
3/4	3/16	9/16	1/4	2	49100
3/4	3/16	9/16	1/2	2-3/8	49102
7/8	1/4	9/16	1/4	2	49104
1	1/4	1/2	1/4	2-1/16	RC-49104
7/8	1/4	9/16	1/2	2-3/8	49106
1	5/16	9/16	1/4	2-1/8	49108
1	5/16	9/16	1/2	2-3/8	49110
1-1/8	3/8	9/16	1/4	2	49112
1-1/8	3/8	9/16	1/2	2-3/8	49114
1-3/8	1/2	3/4	1/4	2-1/4	49116
1-3/8	1/2	3/4	1/2	2-1/2	49118
1-5/8	5/8	11/16	1/2	2-1/2	49119 [†] 18
2	3/4	1	1/2	2-7/8	49120 [†] 12
2-1/4	7/8	1-1/4	1/2	3-1/8	49121 [†] 12 [♦]
2-1/2	1	1-1/4	1/2	3	49122 [†] 12 [♦]



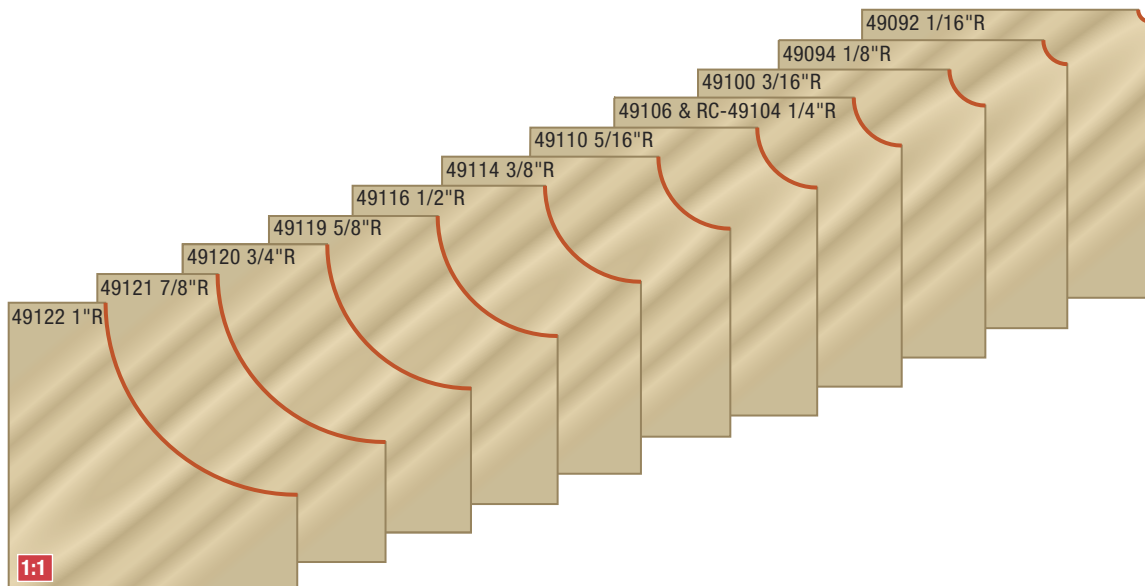
[†] Not guaranteed due to extreme diameter & radius. For best results, it is recommended to use a smaller radius bit or chamfer the material prior to using these large radius tools. Tool life will be prolonged and a smoother finish will result.

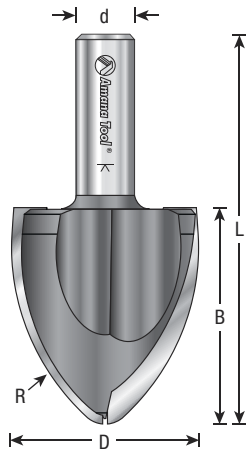
Replacement bearings: Tool #49120, #49121 & #49122 use #47706. All other tools use #47704 bearing.

Replacement knife #RCK-274 (2 required).

Warning: Maximum RPM [†]12=12,000; [†]18=18,000

[♦] Use in a table-mounted router. **Not for use in a handheld router!**





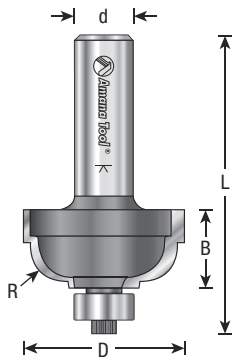
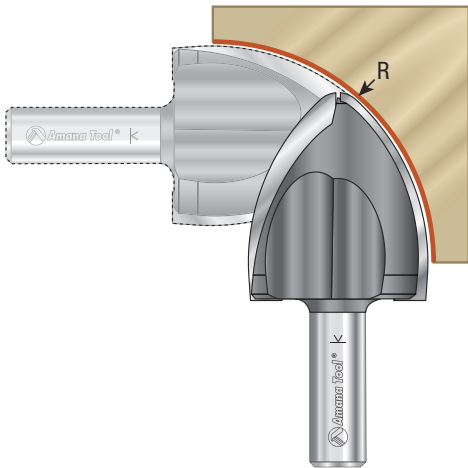
LARGE RADIUS OVOLO

Carbide Tipped • 2 Flute

Now you can make extra-large coves with your router. This bit is perfect for creating beautiful coves for furniture or architectural crown moldings. With this bit you can make large coves in any wood species that you want. You'll never need to purchase cove molding again.



ØD	R	B	Ød	L	Tool No.
1-5/8	2	1-3/4	1/2	3-1/4	49124
2-1/16	2-3/4	2-3/16	1/2	3-13/16	49126



CLASSICAL COVE

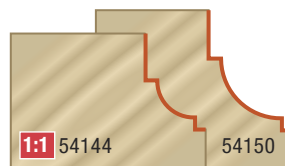
Carbide Tipped • 2 Flute with Ball Bearing Guide

A cove flanked by step fillets, a classical project used in period moldings, is produced by this tool. Use in a handheld or table-mounted router.



ØD	R	B	Ød	L	Tool No.
1-1/8	3/16	1/2	1/4	2	54144
1-3/8	5/16	5/8	1/2	2-1/2	54150

Replacement bearing #47706.



OGEE FILLET

Carbide Tipped • 2 Flute with Ball Bearing Guide

This ogee pattern has a step at the end of the concave portion of the curve. Using the optional 3/8" bearing produces a profile with a fillet at the convex end of the curve. Use in a handheld or table-mounted router.


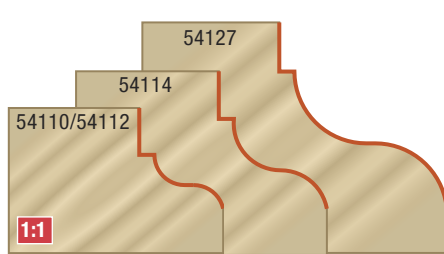
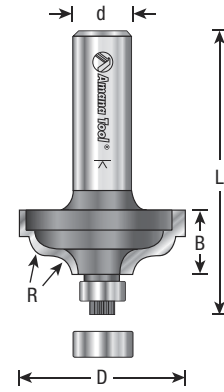


ØD	R	B	Ød	L	Tool No.
1-3/8	5/32	1/2	1/4	2-1/16	54110
1-3/8	5/32	1/2	1/2	2-1/2	54112
1-5/8	1/4	3/4	1/2	2-5/8	54114
2-1/4	3/8	15/16	1/2	2-7/8	54127 ▲ ¹⁸

A Standard 1/2" bearing #47706 (included).

B Optional 3/8" bearing #47702 (order separately).

▲ **Warning:** Maximum RPM ▲¹⁸ = 18,000



ROMAN OGEE

Carbide Tipped • 2 Flute with Ball Bearing Guide

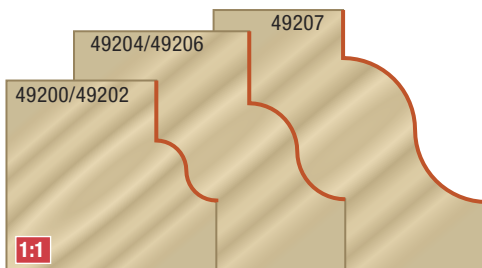
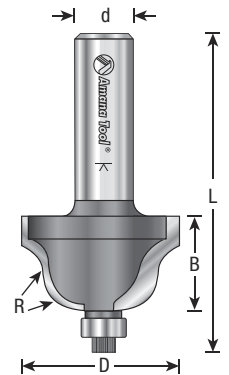

The Roman ogee bit, which has a convex curve coming off the bearing, produces the reverse of the ogee (it isn't an upside-down ogee). The curve starts at the top as a concave, and fairs down into a convex curve. Use in a handheld or table-mounted router.



ØD	R	B	Ød	L	Tool No.
9/16	3/32	5/16	1/4	1-7/8	MR0104 *
11/16	5/32	27/64	1/4	1-7/8	MR1010 *
1	5/32	5/8	1/4	2-1/8	49200
1	5/32	5/8	1/2	2-1/2	49202
1-3/8	1/4	13/16	1/4	2-1/4	49204
1-3/8	1/4	13/16	1/2	2-5/8	49206
2	3/8	1	1/2	3	49207

* Miniature with 3/16" ball bearing guide #47775.

Replacement bearing for #49207 use #47706.
All others use #47704 bearing.





NOVA SYSTEM™

Multi-Profile Router Cutter System

The Nova System™ provides a wide range of profiling options in a single router bit with replaceable insert solid carbide knives. The innovation is in the bit. The easily replaceable hard carbide blades give a whole range of profile options in a single bit, as well as other vital advantages such as durability, versatility, safety, service-free and cost effectiveness.

TOOL BODY TYPE A (EDGE FORM)

For Edge Form Routing



Description	L	Tool No.
Body A (1/4 Shank)	3	NS-104
Body A (1/2 Shank)	3	NS-106

EDGE FORM KNIVES FOR BODY A (SOLD AS PAIR)

Corner Round

R	R1	a°	ØD	B	Tool No.
1/8	—	—	1-3/8	11/16	NRC-A03
3/16	—	—	1-3/8	11/16	NRC-A04
1/4	—	—	1-3/8	11/16	NRC-A05
5/16	—	—	1-3/8	11/16	NRC-A06
3/8	—	—	1-1/2	11/16	NRC-A07

Beading

3/16	—	—	1-3/8	11/16	NRC-A08
5/16	—	—	1-1/2	11/16	NRC-A10

Chamfer

—	—	30°	1-1/2	11/16	NRC-A01
—	—	45°	1-1/2	11/16	NRC-A02

Cove

1/4	—	—	1-3/8	11/16	NRC-A11
3/8	—	—	1-1/2	11/16	NRC-A13

Special Cove

3/16	—	—	1-3/8	11/16	NRC-A14
------	---	---	-------	-------	---------

Ogee

5/32	11/64	—	1-3/8	11/16	NRC-A15
5/32	11/64	—	1-1/2	11/16	NRC-A16

Roman Ogee

5/32	—	—	1-3/8	11/16	NRC-A17
------	---	---	-------	-------	---------

Cove & Bead

5/32	—	—	1-3/8	11/16	NRC-A18
------	---	---	-------	-------	---------

Double Roman Ogee

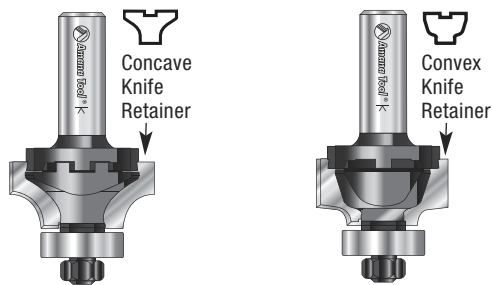
5/32	—	—	1-1/2	11/16	NRC-A20
------	---	---	-------	-------	---------

Classical Cove

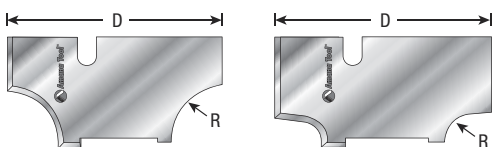
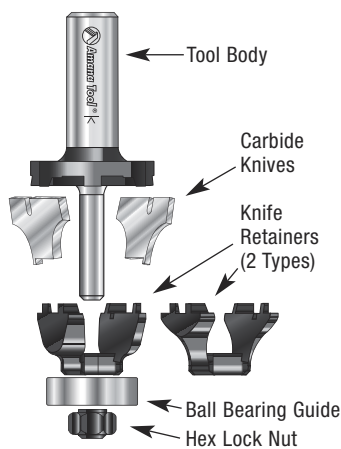
3/16	—	—	1-3/8	11/16	NRC-A21
------	---	---	-------	-------	---------

Classical Molding

5/32	—	—	1-1/2	11/16	NRC-A23
------	---	---	-------	-------	---------



Body type 'A' includes both concave and convex knife retainers and ball bearing guide.



Knives are marked to indicate which retainer is needed.

Ordering Instructions: Choose the edge form type body 'A' #NS-104 (1/4 shank) or #NS-106 (1/2 shank), then select the desired profile knives listed above.

Replacement parts: Knife retaining screws #67084 (2 required); Hex key #5007; Ball bearing #47714; Hex lock nut #67089.

TOOL BODY TYPE B (PLUNGE)

For Plunge Routing



Description	L	Tool No.
Body B (1/4 Shank)	2-5/8	NS-100
Body B (1/2 Shank)	2-5/8	NS-102

PLUNGE KNIVES FOR BODY B (SOLD AS PAIR)

'V' Groove

R	a°	ØD	B	Tool No.
—	45°	3/8	1/4	NRC-B51
—	30°	1/2	3/8	NRC-B52

Core Box


1/4	—	1/2	3/8	NRC-B53
1/2	—	1	1/2	NRC-B54

Classical

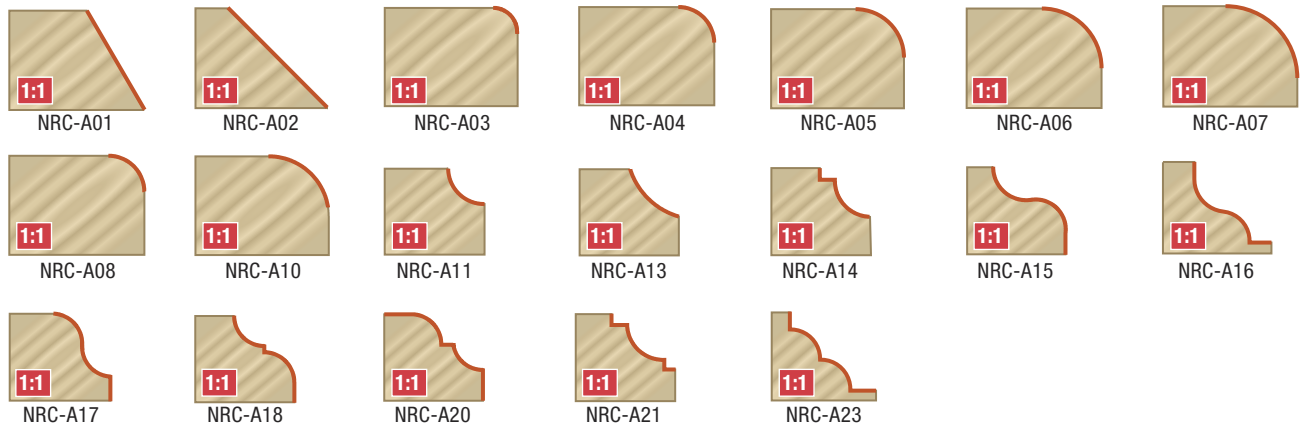
5/32	—	3/4	7/16	NRC-B55
------	---	-----	------	----------------

Ordering Instructions: Choose the plunge type body 'B' #NS-100 (1/4 shank) or #NS-102 (1/2 shank), then select the desired profile knives listed above.

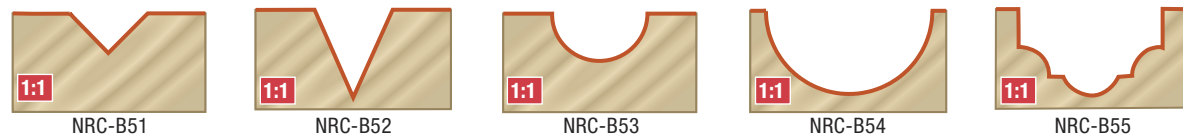
Replacement parts: Knife retaining screws #67084 (2 required); Hex key #5007.



Body Type A (Edge Form Routing) Profiles



Body Type B (Plunge Routing) Profiles




HAND GRIP PLUNGE

Carbide Tipped • 2 Flute

Intended for forming and edging internal hand-holds and cutouts in a single pass, this bit will also cut a soft bullnose on any exposed edge. Use in a CNC or other automatic router. Plunge cuts on router table are not recommended.



ØD	a°	R	B	B1	B2	Ød	L	Tool No.
1-1/8	45°	1/2	1-9/16	7/8	1-1/4	1/2	3-5/8	51590



BULLNOSE/COVE EDGE

Carbide Tipped • 2 Flute with Ball Bearing Guide

Cut a thumbnail in a single pass, flanked top and bottom by a fillet and a cove, a combination often called an astragal. Three sizes scaled for stock 3/4" through 1-1/2" thick. Should be used in a table-mounted router. The tool is equipped with a ball-bearing guide for template work.



ØD	R	R1	B	Ød	L	Tool No.
1-1/8	1/8	1/4	1	1/2	2-7/8	51530

Replacement bearing #47716.



CONVEX EDGING

Carbide Tipped • 2 Flute with or without Ball Bearing Guide

Cuts a shallow arc – the fingernail shape – rather than a full 180-degree round over. Like the bullnose radius bit, it has short flats above and below the cutter arc, which produce fillets on stock thicker than 7/8". Must be used with an edge guide on handheld routers, or the fence on a router table.

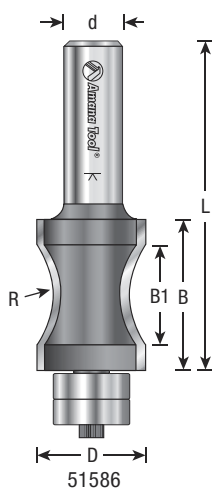
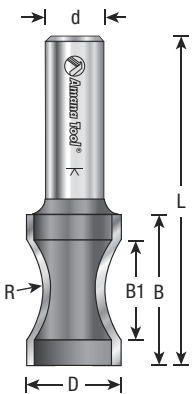
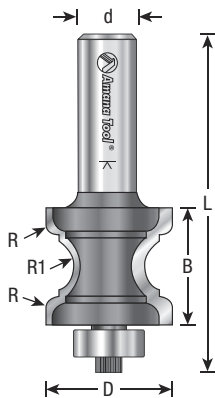
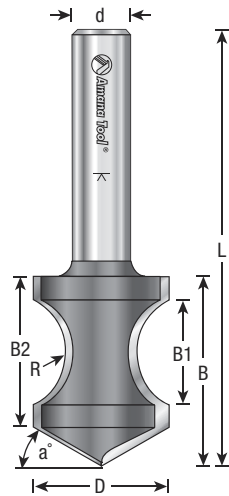



ØD	R	B	B1	Ød	L	Tool No.
13/16	23/32	1-1/4	27/32	1/4	2-1/2	51580
13/16	23/32	1-1/4	27/32	1/2	2-3/4	51582
29/32	23/32	1-1/4	27/32	1/2	2-3/4	51586 †

Cuts a shallow radius ('thumbnail' shape) on board edges.

* Replacement bearing for #51586 use (2) #47712.

† Not for use in CNC machines.



CLASSICAL MOLDING

Carbide Tipped • 2 Flute with Ball Bearing Guide


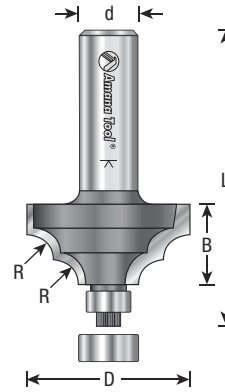

A double quarter-round profile is produced by this tool. The depth-of-cut setting determines whether or not a fillet is formed at the top. Switching from the standard pilot bearing to the optional 3/8" bearing introduces a fillet at the bottom of the profile. Use in a handheld or table-mounted router.



ØD	R	B	Ød	L	Tool No.
1-1/8	5/32	1/2	1/4	2	54136
1-3/8	7/32	11/16	1/4	2-3/16	54138
1-1/8	5/32	1/2	1/2	2-3/8	54140
1-3/8	7/32	11/16	1/2	2-9/16	54142
1-1/2	1/4	3/4	1/2	2-3/4	54141

A Standard 1/2" bearing #47706 (included).

B Optional 3/8" bearing #47702 (order separately).



WAVY EDGE

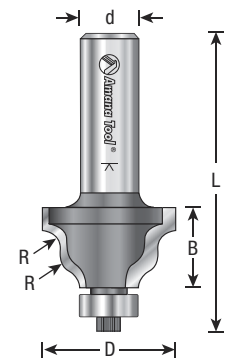
Carbide Tipped • 2 Flute with Ball Bearing Guide


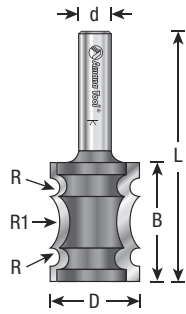
This bit produces an undulating curve with two convex forms flanking a concave form. All the radii are equal. A shoulder on the cutter can form a fillet, depending upon the depth-of-cut setting. Use in a handheld or table-mounted router.



ØD	R	B	Ød	L	Tool No.
1-1/4	5/32	11/16	1/4	2-1/4	54180
1-1/4	5/32	11/16	1/2	2-5/8	54182

Replacement bearing #47706.





REED EDGE

Carbide Tipped • 2 Flute

Produces a thumbnail flanked by full beads, an elegant edge profile. Must be used with an edge guide or router-table fence to control the cut. For stock between 3/4" and 1" thick.



ØD	R	R1	B	Ød	L	Tool No.
3/4	5/64	15/64	1	1/4	2-1/8	54360



OGEE

Carbide Tipped • 2 Flute with Ball Bearing Guide

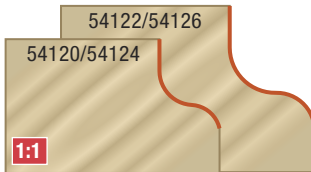
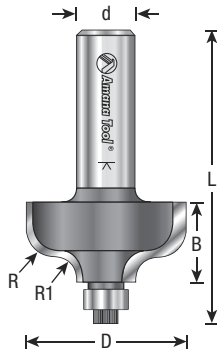

The ogee is one of the basic shapes used in moldings and decorative profiles. An S-shaped curve, it is convex at the top fairing down into a concave (shown inverted). The ogee bit is characterized by the concave shape coming off the pilot bearing. Using the optional 3/8" bearing produces a profile with a fillet at the convex end of the curve. Use in a handheld or table-mounted router.



ØD	R	R1	B	Ød	L	Tool No.
1-1/8	5/32	5/32	1/2	1/4	2	54120
1-1/8	5/32	5/32	1/2	1/2	2-3/8	54124
1-3/8	1/4	3/16	11/16	1/4	2-3/16	54122
1-3/8	1/4	3/16	11/16	1/2	2-5/8	54126

A Standard 1/2" bearing #47706 (included).

B Optional 3/8" bearing #47702 (order separately).



'LEAF-EDGE' BEADING

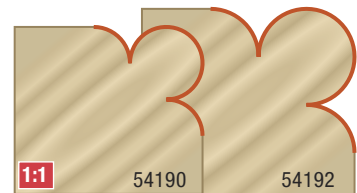
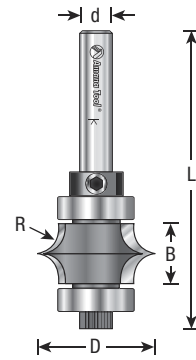
Carbide Tipped • 2 Flute with Ball Bearing Guide

In one pass, this bit forms a round-edged groove near the corner of the workpiece. A second pass on the adjoining face yields a delicate leaf-shaped corner bead. Use in a handheld or table-mounted router.



ØD	R	B	Ød	L	Tool No.
1	3/16	1/2	1/4	2-1/2	54190
1-1/8	1/4	5/8	1/4	2-5/8	54192

Replacement bearings #47712 (2 required).
Replacement collar #47724.



FLUTE & BEAD SET


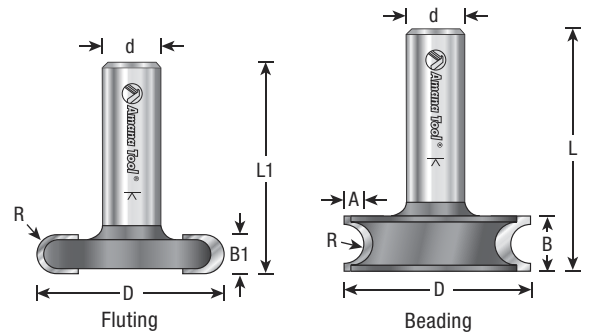
Carbide Tipped • 2 Flute


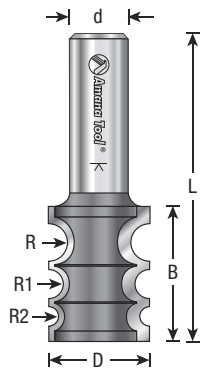
Cut joints for staved assemblies, such as circular planters, canoes, kayaks and hot tubs, with this pair of bits. One bit flutes an edge, and the other forms the mating bead. Use in CNC or table-mounted routers. It will cut plywood, hardwood, softwood and composition materials. For the best and accurate match, we recommend using a table-mounted router.



ØD	A	R	B	B1	Ød	L	L1	Tool No.
1-1/2	1/8	1/8	15/32	1/4	1/2	1-31/32	1-3/4	54176

Set of 2 bits. Not sold separately.





VARIABLE BEADING

Carbide Tipped • 2 Flute

Three different radii of beads are stacked on this one bit. Rout all three on an edge, or use it to nose thin stock. Router-table use recommended for best control, but use in a handheld router is possible. Must be used with an edge guide.



ØD	R	R1	R2	B	Ød	L	Tool No.
7/8	9/64	7/64	1/16	1-1/16	1/2	2-5/8	54216



MATCHED BEAD

Carbide Tipped • 2 Flute with Ball Bearing Guide

This dual purpose bit produces both moldings and joints. Use in place of matched flute-and-bead bit sets to mill the edges of strips used in various stave constructions like planters, canoes and hot tubs. Switch from fluting to beading by raising or lowering the bit. Pilot bearing allows use for template-guided cuts. Recommended for router table use; smaller sizes can be used with an edge-guide equipped portable router.

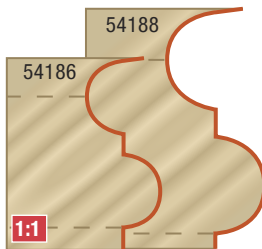
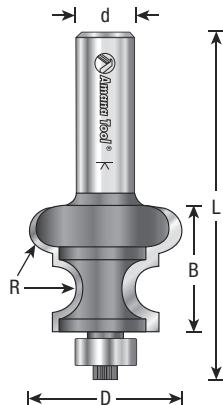


ØD	R	B	Ød	L	Tool No.
1-1/4	3/16	1	1/2	2-7/8	54186
2	1/4	1-1/4	1/2	3	54188 ▲ ¹⁸

Replacement bearing for #54186 use #47706.

Replacement bearing for #54188 use #47716.

▲ **Warning:** Maximum RPM ▲¹⁸ = 18,000



EDGE MOLDING

Carbide Tipped • 2 Flute with Ball Bearing Guide

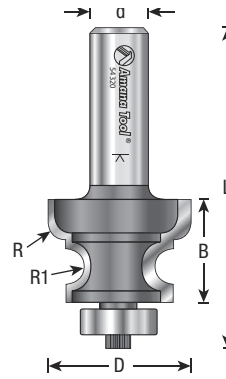
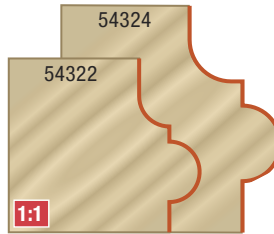
The torus-and-cove profile produced by this bit make an excellent edge detail or molding. The pilot bearing allows you to make template-guided cuts with the bit. Use in a handheld or table-mounted router.



ØD	R	R1	B	Ød	L	Tool No.
1-1/4	5/32	5/32	7/8	1/2	2-3/4	54322
1-9/16	7/32	15/64	1-3/16	1/2	3	54324

Replacement bearing for #54322 use #47706.

Replacement bearing for #54324 use #47712.



MULTI-EDGE BEADING

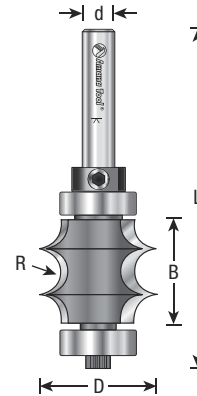
Carbide Tipped • 2 Flute with Double Ball Bearing Guide

Produce beading detail on edges or moldings. Use in a handheld or table-mounted router.



ØD	R	B	Ød	L	Tool No.
1	3/16	7/8	1/4	2-7/8	54296

Replacement parts: Bearings #47712 (2 required); Collar #47724.



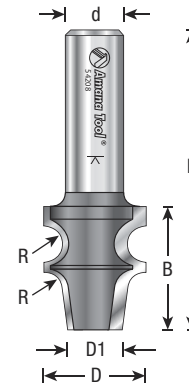

EDGE BEADING

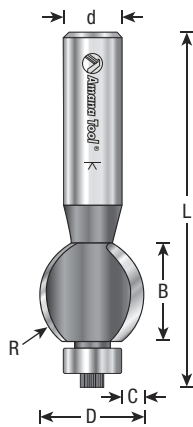
Carbide Tipped • 2 Flute

Similar to the corner bead, but with a radiused, rather than a hard-edged quirk. Since this bit lacks a pilot, it must be used with a fence or edge guide. Use in a handheld or table-mounted router.



ØD	ØD1	R	B	Ød	L	Tool No.
7/8	1/2	5/32	1-1/32	1/2	2-3/4	54208





EDGE FLUTING

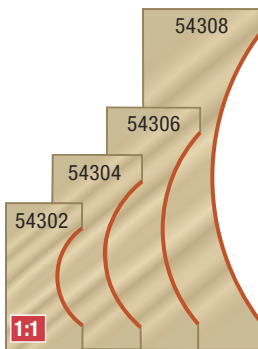
Carbide Tipped • 2 Flute with Ball Bearing Guide

This bit produces a fingernail flute, rather than a full 180° radius flute. Creates an interesting edge detail, and can be used to make small-scale cornice-type moldings. Use in a handheld or a table-mounted router.



ØD	R	B	C	Ød	L	Tool No.
3/4	5/16	1/2	1/8	1/2	2-3/4	54302
7/8	15/32	3/4	3/16	1/2	3	54304
7/8	3/4	1	3/16	1/2	3-1/4	54306
1	1-1/4	1-1/2	1/4	1/2	3-3/4	54308

Replacement bearing #47706.



EDGE-FLUTING ASSEMBLY

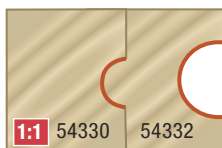
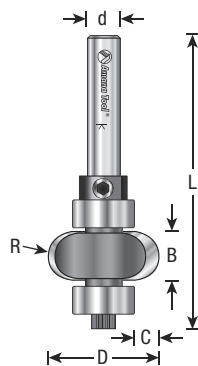
Carbide Tipped • 2 Flute with Upper & Lower Ball Bearing Guides

Cut individual flutes – shallow, small-radius grooves – in narrow edges without having to balance a router on that edge. The bit cuts at right angles to the bit axis. Flute depth is controlled by the pilot bearing, the flute's position by the router's bit-height setting. Use in a handheld or table-mounted router.



ØD	R	B	C	Ød	L	Tool No.
3/4	1/8	1/4	1/8	1/4	2-1/4	54330
7/8	13/64	3/8	1/4	1/4	2-3/8	54332

Replacement parts: Bearings #47701 (upper) and #47706 (lower); Collar #47724.



DOUBLE BEADING

Carbide Tipped • 2 Flute with Ball Bearing Guide

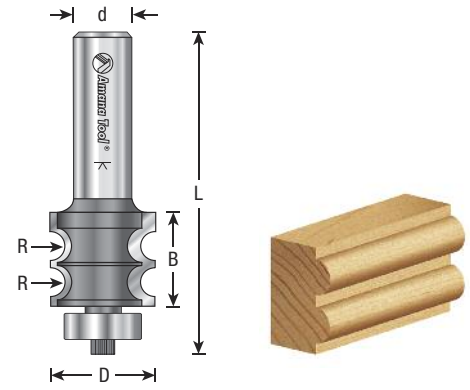
Produce pairs of beads on the edges of shelving or narrow molding strips. Use in a handheld or table-mounted router.



ØD	R	B	Ød	L	Tool No.
17/64	.039	11/32	1/4	1-7/8	MR1020 *
7/8	1/8	3/4	1/2	2-5/8	54294

Replacement bearing #47716.

* Miniature with 3/16" ball bearing guide #47775.



TRIPLE BEADING/FLUTING


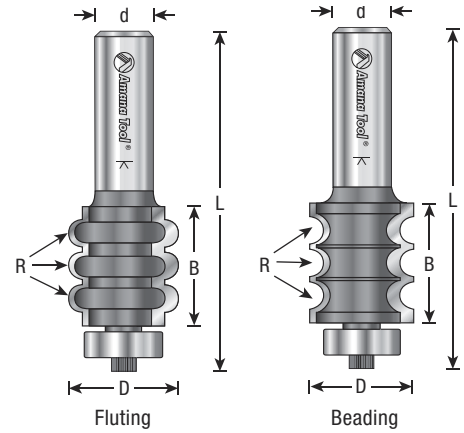
Carbide Tipped • 2 Flute with Ball Bearing Guide

Three uniform beads or flutes are formed in one pass with these bits. Produce reeded or fluted pilasters or table legs referencing opposite faces of the work-piece. Use in a handheld or table-mounted router.



ØD	Type	R	B	Ød	L	Tool No.
7/8	Bead	1/8	1	1/4	2-5/8	54211
7/8	Bead	1/8	1	1/2	2-59/64	54213
7/8	Flute	1/8	1	1/2	3	54217

Replacement bearing #47716.



54217

54211/54213

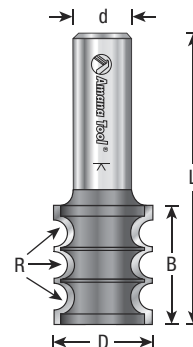
TRIPLE BEADING

Carbide Tipped • 2 Flute

Three uniform beads are formed in one pass with this bit. Use it to produce reeded pilasters or table legs. Must be used with an edge guide or fence. Use in a handheld or table-mounted router.



ØD	Type	R	B	Ød	L	Tool No.
7/8	Bead	1/8	1	1/4	2-1/4	54210
7/8	Bead	1/8	1	1/2	2-3/4	54212




HAND GRIP PLUNGE

Carbide Tipped • 2 Flute

Intended for forming and edging internal hand-holds and cutouts in a single pass, this bit will also cut a soft bullnose on any exposed edge. Use in a CNC or other automatic router. Plunge cuts on router table are not recommended.



ØD	a°	R	B	B1	B2	Ød	L	Tool No.
1-1/8	45°	1/2	1-9/16	7/8	1-1/4	1/2	3-5/8	51590



BULLNOSE/COVE EDGE

Carbide Tipped • 2 Flute with Ball Bearing Guide

Cut a thumbnail in a single pass, flanked top and bottom by a fillet and a cove, a combination often called an astragal. Three sizes scaled for stock 3/4" through 1-1/2" thick. Should be used in a table-mounted router. The tool is equipped with a ball-bearing guide for template work.



ØD	R	R1	B	Ød	L	Tool No.
1-1/8	1/8	1/4	1	1/2	2-7/8	51530

Replacement bearing #47716.



CONVEX EDGING

Carbide Tipped • 2 Flute with or without Ball Bearing Guide

Cuts a shallow arc – the fingernail shape – rather than a full 180-degree round over. Like the bullnose radius bit, it has short flats above and below the cutter arc, which produce fillets on stock thicker than 7/8". Must be used with an edge guide on handheld routers, or the fence on a router table.

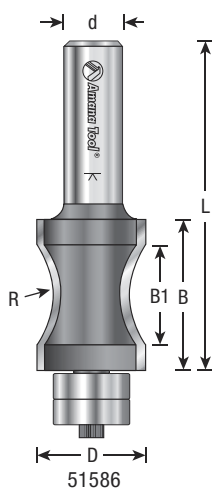
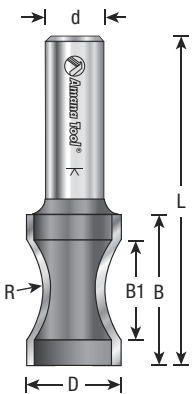
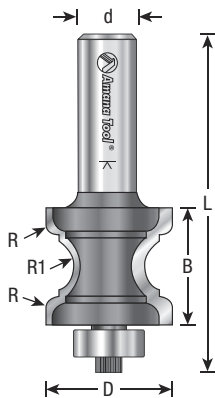
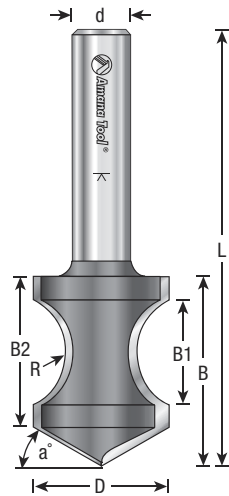



ØD	R	B	B1	Ød	L	Tool No.
13/16	23/32	1-1/4	27/32	1/4	2-1/2	51580
13/16	23/32	1-1/4	27/32	1/2	2-3/4	51582
29/32	23/32	1-1/4	27/32	1/2	2-3/4	51586 †

Cuts a shallow radius ('thumbnail' shape) on board edges.

* Replacement bearing for #51586 use (2) #47712.

† Not for use in CNC machines.



CLASSICAL MOLDING

Carbide Tipped • 2 Flute with Ball Bearing Guide


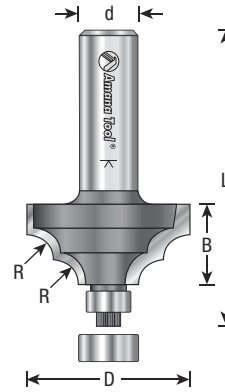

A double quarter-round profile is produced by this tool. The depth-of-cut setting determines whether or not a fillet is formed at the top. Switching from the standard pilot bearing to the optional 3/8" bearing introduces a fillet at the bottom of the profile. Use in a handheld or table-mounted router.



ØD	R	B	Ød	L	Tool No.
1-1/8	5/32	1/2	1/4	2	54136
1-3/8	7/32	11/16	1/4	2-3/16	54138
1-1/8	5/32	1/2	1/2	2-3/8	54140
1-3/8	7/32	11/16	1/2	2-9/16	54142
1-1/2	1/4	3/4	1/2	2-3/4	54141

A Standard 1/2" bearing #47706 (included).

B Optional 3/8" bearing #47702 (order separately).



WAVY EDGE

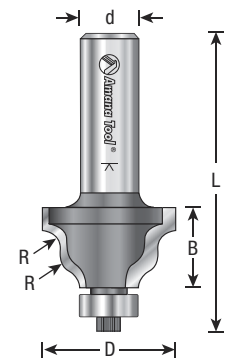
Carbide Tipped • 2 Flute with Ball Bearing Guide


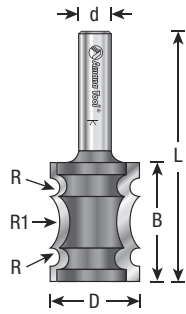
This bit produces an undulating curve with two convex forms flanking a concave form. All the radii are equal. A shoulder on the cutter can form a fillet, depending upon the depth-of-cut setting. Use in a handheld or table-mounted router.



ØD	R	B	Ød	L	Tool No.
1-1/4	5/32	11/16	1/4	2-1/4	54180
1-1/4	5/32	11/16	1/2	2-5/8	54182

Replacement bearing #47706.





REED EDGE

Carbide Tipped • 2 Flute

Produces a thumbnail flanked by full beads, an elegant edge profile. Must be used with an edge guide or router-table fence to control the cut. For stock between 3/4" and 1" thick.



ØD	R	R1	B	Ød	L	Tool No.
3/4	5/64	15/64	1	1/4	2-1/8	54360



OGEE

Carbide Tipped • 2 Flute with Ball Bearing Guide

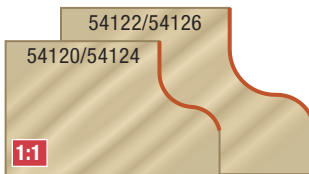
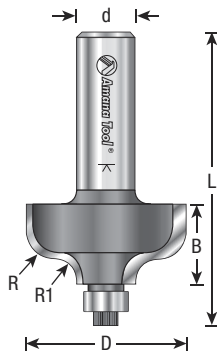

The ogee is one of the basic shapes used in moldings and decorative profiles. An S-shaped curve, it is convex at the top fairing down into a concave (shown inverted). The ogee bit is characterized by the concave shape coming off the pilot bearing. Using the optional 3/8" bearing produces a profile with a fillet at the convex end of the curve. Use in a handheld or table-mounted router.



ØD	R	R1	B	Ød	L	Tool No.
1-1/8	5/32	5/32	1/2	1/4	2	54120
1-1/8	5/32	5/32	1/2	1/2	2-3/8	54124
1-3/8	1/4	3/16	11/16	1/4	2-3/16	54122
1-3/8	1/4	3/16	11/16	1/2	2-5/8	54126

A Standard 1/2" bearing #47706 (included).

B Optional 3/8" bearing #47702 (order separately).



'LEAF-EDGE' BEADING

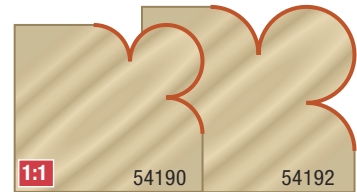
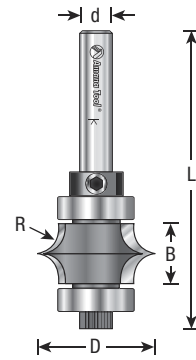
Carbide Tipped • 2 Flute with Ball Bearing Guide

In one pass, this bit forms a round-edged groove near the corner of the workpiece. A second pass on the adjoining face yields a delicate leaf-shaped corner bead. Use in a handheld or table-mounted router.



ØD	R	B	Ød	L	Tool No.
1	3/16	1/2	1/4	2-1/2	54190
1-1/8	1/4	5/8	1/4	2-5/8	54192

Replacement bearings #47712 (2 required).
Replacement collar #47724.



FLUTE & BEAD SET

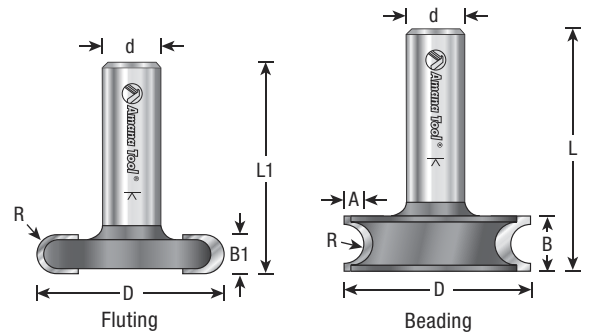
Carbide Tipped • 2 Flute


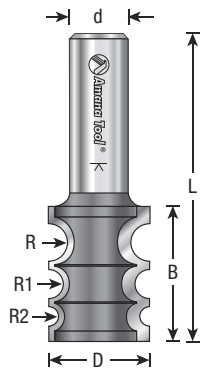
Cut joints for staved assemblies, such as circular planters, canoes, kayaks and hot tubs, with this pair of bits. One bit flutes an edge, and the other forms the mating bead. Use in CNC or table-mounted routers. It will cut plywood, hardwood, softwood and composition materials. For the best and accurate match, we recommend using a table-mounted router.



ØD	A	R	B	B1	Ød	L	L1	Tool No.
1-1/2	1/8	1/8	15/32	1/4	1/2	1-31/32	1-3/4	54176

Set of 2 bits. Not sold separately.





VARIABLE BEADING

Carbide Tipped • 2 Flute

Three different radii of beads are stacked on this one bit. Rout all three on an edge, or use it to nose thin stock. Router-table use recommended for best control, but use in a handheld router is possible. Must be used with an edge guide.



ØD	R	R1	R2	B	Ød	L	Tool No.
7/8	9/64	7/64	1/16	1-1/16	1/2	2-5/8	54216



MATCHED BEAD

Carbide Tipped • 2 Flute with Ball Bearing Guide

This dual purpose bit produces both moldings and joints. Use in place of matched flute-and-bead bit sets to mill the edges of strips used in various stave constructions like planters, canoes and hot tubs. Switch from fluting to beading by raising or lowering the bit. Pilot bearing allows use for template-guided cuts. Recommended for router table use; smaller sizes can be used with an edge-guide equipped portable router.

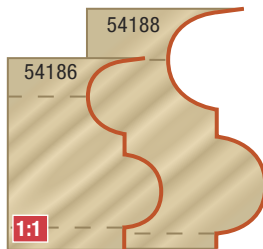
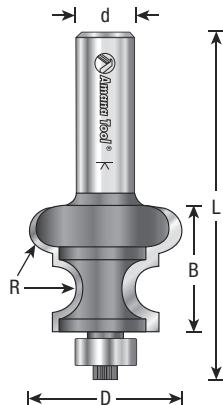


ØD	R	B	Ød	L	Tool No.
1-1/4	3/16	1	1/2	2-7/8	54186
2	1/4	1-1/4	1/2	3	54188 ▲ ¹⁸

Replacement bearing for #54186 use #47706.

Replacement bearing for #54188 use #47716.

▲ **Warning:** Maximum RPM ▲¹⁸ = 18,000



EDGE MOLDING

Carbide Tipped • 2 Flute with Ball Bearing Guide

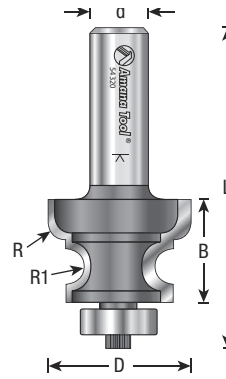
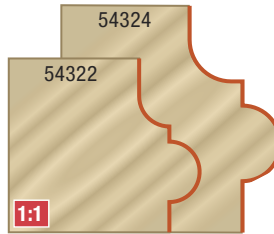
The torus-and-cove profile produced by this bit make an excellent edge detail or molding. The pilot bearing allows you to make template-guided cuts with the bit. Use in a handheld or table-mounted router.



ØD	R	R1	B	Ød	L	Tool No.
1-1/4	5/32	5/32	7/8	1/2	2-3/4	54322
1-9/16	7/32	15/64	1-3/16	1/2	3	54324

Replacement bearing for #54322 use #47706.

Replacement bearing for #54324 use #47712.



MULTI-EDGE BEADING

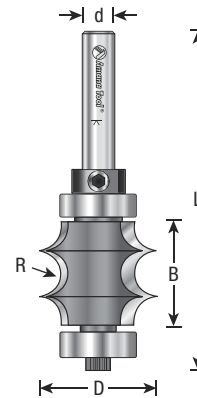
Carbide Tipped • 2 Flute with Double Ball Bearing Guide

Produce beading detail on edges or moldings. Use in a handheld or table-mounted router.



ØD	R	B	Ød	L	Tool No.
1	3/16	7/8	1/4	2-7/8	54296

Replacement parts: Bearings #47712 (2 required); Collar #47724.



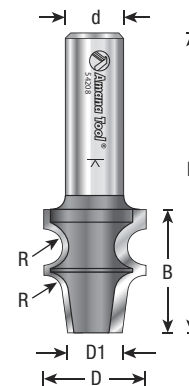

EDGE BEADING

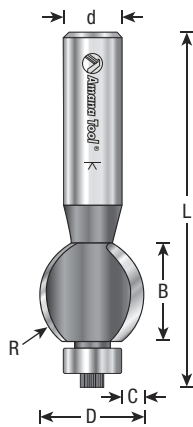
Carbide Tipped • 2 Flute

Similar to the corner bead, but with a radiused, rather than a hard-edged quirk. Since this bit lacks a pilot, it must be used with a fence or edge guide. Use in a handheld or table-mounted router.



ØD	ØD1	R	B	Ød	L	Tool No.
7/8	1/2	5/32	1-1/32	1/2	2-3/4	54208





EDGE FLUTING

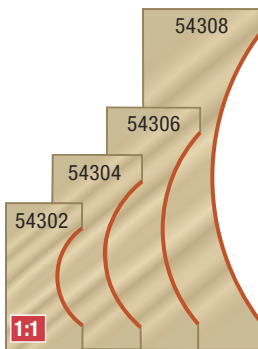
Carbide Tipped • 2 Flute with Ball Bearing Guide

This bit produces a fingernail flute, rather than a full 180° radius flute. Creates an interesting edge detail, and can be used to make small-scale cornice-type moldings. Use in a handheld or a table-mounted router.



ØD	R	B	C	Ød	L	Tool No.
3/4	5/16	1/2	1/8	1/2	2-3/4	54302
7/8	15/32	3/4	3/16	1/2	3	54304
7/8	3/4	1	3/16	1/2	3-1/4	54306
1	1-1/4	1-1/2	1/4	1/2	3-3/4	54308

Replacement bearing #47706.



EDGE-FLUTING ASSEMBLY

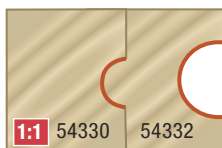
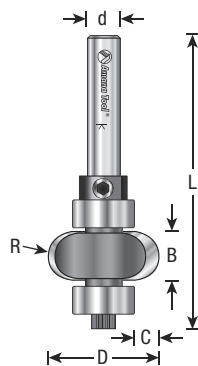
Carbide Tipped • 2 Flute with Upper & Lower Ball Bearing Guides

Cut individual flutes – shallow, small-radius grooves – in narrow edges without having to balance a router on that edge. The bit cuts at right angles to the bit axis. Flute depth is controlled by the pilot bearing, the flute's position by the router's bit-height setting. Use in a handheld or table-mounted router.



ØD	R	B	C	Ød	L	Tool No.
3/4	1/8	1/4	1/8	1/4	2-1/4	54330
7/8	13/64	3/8	1/4	1/4	2-3/8	54332

Replacement parts: Bearings #47701 (upper) and #47706 (lower); Collar #47724.



DOUBLE BEADING

Carbide Tipped • 2 Flute with Ball Bearing Guide

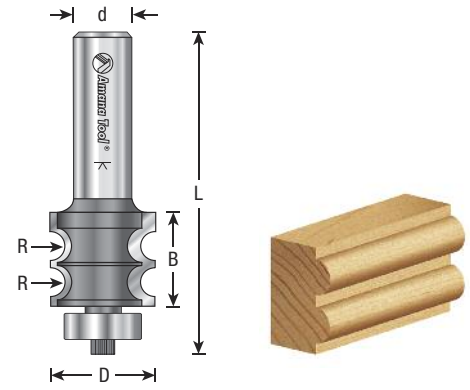
Produce pairs of beads on the edges of shelving or narrow molding strips. Use in a handheld or table-mounted router.



ØD	R	B	Ød	L	Tool No.
17/64	.039	11/32	1/4	1-7/8	MR1020 *
7/8	1/8	3/4	1/2	2-5/8	54294

Replacement bearing #47716.

* Miniature with 3/16" ball bearing guide #47775.



TRIPLE BEADING/FLUTING

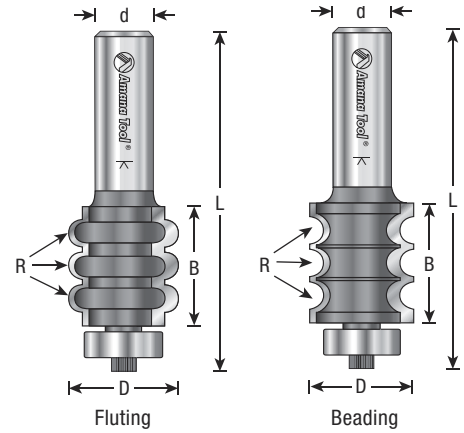
Carbide Tipped • 2 Flute with Ball Bearing Guide

Three uniform beads or flutes are formed in one pass with these bits. Produce reeded or fluted pilasters or table legs referencing opposite faces of the work-piece. Use in a handheld or table-mounted router.




ØD	Type	R	B	Ød	L	Tool No.
7/8	Bead	1/8	1	1/4	2-5/8	54211
7/8	Bead	1/8	1	1/2	2-59/64	54213
7/8	Flute	1/8	1	1/2	3	54217

Replacement bearing #47716.



54217



54211/54213

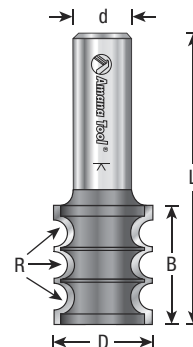
TRIPLE BEADING

Carbide Tipped • 2 Flute

Three uniform beads are formed in one pass with this bit. Use it to produce reeded pilasters or table legs. Must be used with an edge guide or fence. Use in a handheld or table-mounted router.



ØD	Type	R	B	Ød	L	Tool No.
7/8	Bead	1/8	1	1/4	2-1/4	54210
7/8	Bead	1/8	1	1/2	2-3/4	54212



INDUSTRIAL

In-Tech™



IN-TECH™

Insert Carbide • 2 Flute • Industrial Quality

Amana Tool® introduces the new in-Tech™ Series insert router bits to provide all woodworkers access to the industrial-grade technology at an affordable price. In-Tech™ router bits are priced comparable to standard router bits but last up to four times longer, saving users money during the life of the tool as knives are replaced rather than the entire tool. Ideal for routing softwood/hardwood and harder materials such as MDF and Chipboard.



Benefits of the in-Tech™ Series include:

- Cutting accuracy remains constant during the life of the insert carbide knife
- Priced comparably to brazed router bits with at least 4 times longer tool life
- Superior cutting quality
- No re-sharpening costs
- Nine popular profile sizes in 1/4" shank
- Harder grade tungsten carbide

**COSTS SIMILAR TO
BRAZED BITS**
with at least **4X**
LONGER TOOL LIFE

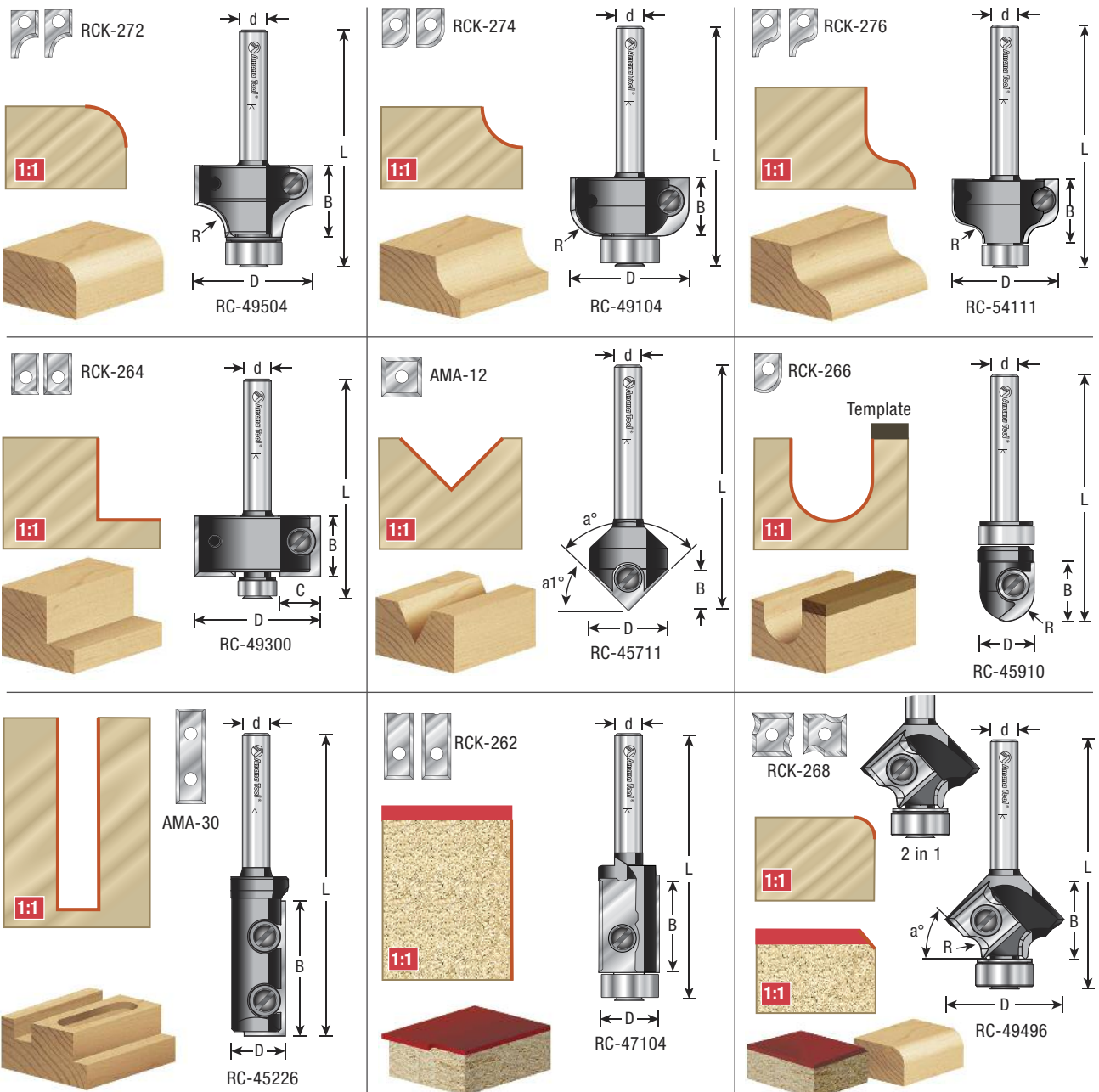


Popular insert router bit profiles provide all woodworkers access to the industrial-grade technology, at an affordable price.

By replacing worn knives instead of sharpening standard carbide tipped bits, router bit dimensions, cutting quality and accuracy remain constant during the life of the tool. Ideal for routing softwood/hardwood as well as harder materials such as MDF and Chipboard.

ØD	C	R	B	a°	a1°	Ød	L	Description	Repl. Knives	Repl. BB	Tool No.
1	—	1/4	1/2	—	—	1/4	2-1/16	Corner Round	RCK-272*	47706	RC-49504
1	—	1/4	1/2	—	—	1/4	2-1/16	Cove	RCK-274*	47706	RC-49104
1-1/32	—	3/16	5/8	—	—	1/4	2-3/8	Ogee Fillet	RCK-276*	47706	RC-54111
1-1/8	3/8	—	1/2	—	—	1/4	1-7/8	Rabbet	RCK-264*	47702	RC-49300
1/2	—	—	20mm	—	—	1/4	2-5/16	Flush Trim	RCK-262*	47706	RC-47104
1	—	1/8	3/8	45°	—	1/4	2-3/16	(2 in 1) Corner Round or Bevel	RCK-268*	47706	RC-49496
11/16	—	—	21/64	90°	45°	1/4	1-61/64	V-Groove/Signmaking	AMA-12†	—	RC-45711
11/16	—	—	21/64	90°	45°	1/2	2-3/16	V-Groove/Signmaking	AMA-12†	—	RC-45712
1/2	—	1/4	1/2	—	—	1/4	2-1/8	Core Box	RCK-266	47701	RC-45910
1/2	—	—	30mm	—	—	1/4	2-5/8	Straight Plunge	AMA-30	—	RC-45226

* Replacement insert knives sold as a pair, † Optional MDF Knives: HMA-12



Architectural

INDUSTRIAL Router Bits



BASE MOLDING OGEE EDGE DETAIL

Carbide Tipped • 2 Flute

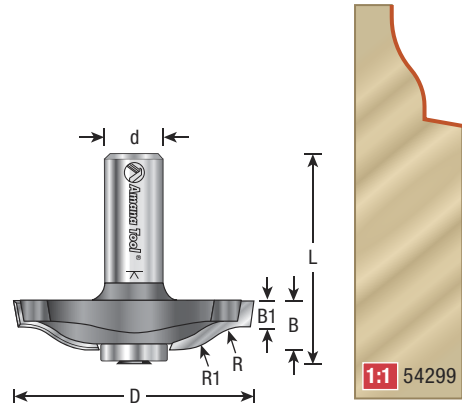
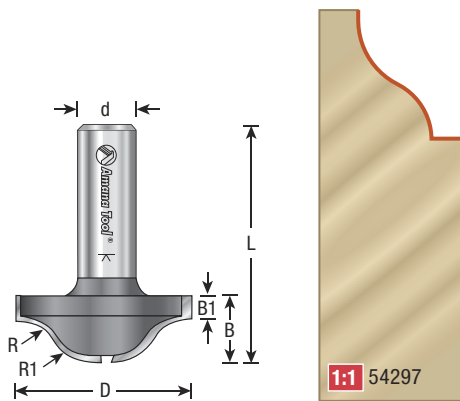
One of the easiest ways to dress up a room is to replace the skimpy base molding with a wide, bold profile. Amana Tool® offers classic ogee profiles in two sizes so that you can choose a size that best fits with the architectural details in the room. For quick easy installation we recommend that you attach the molding to the top of the base. This method greatly simplifies installation by allowing for a butt joint on inside corners.



ØD	R	R1	B	B1	Ød	L	Tool No.
1-7/16	5/16	3/8	19/32	1/4	1/2	2	54297
1-53/64	19/64	13/32	3/8	7/32	1/2	2-1/2	54299 *

* Not for use in CNC machines.

Replacement parts: Bearing #47706; Screw #67014.



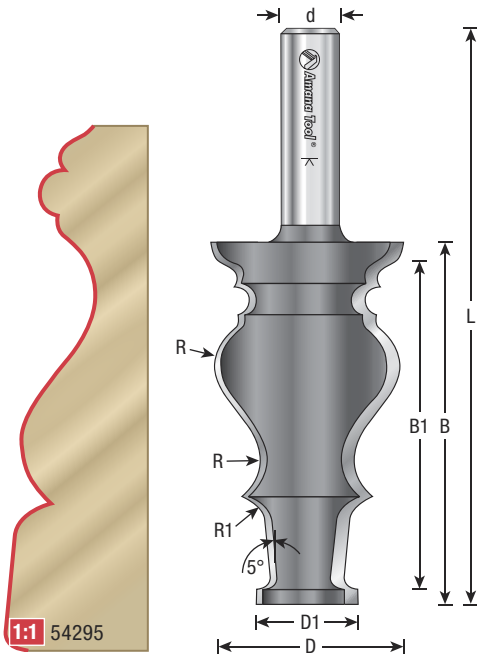
COLONIAL DOOR CASING

Carbide Tipped • 2 Flute

Make your own door and window casing in cherry, oak or any wood specie that you prefer. This bit makes beautiful classic colonial window and door trim. You can even make curved window casing – perfect for trimming that Palladian window.



ØD	ØD1	R	R1	B	B1	Ød	L	Tool No.
1-17/32	51/64	3/8	15/64	2-61/64	2-47/64	1/2	4-45/64	54295



DRAWING LINE

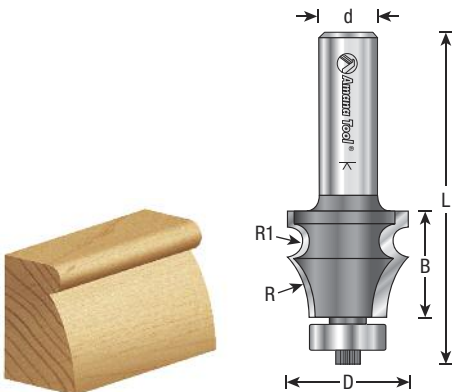
Carbide Tipped • 2 Flute with Ball Bearing Guide

An edge bead without a quirk is produced by this bit. Several different profile proportions are available. The depth-of-cut setting determines whether or not you get a fillet above the bead. Use in a handheld or table-mounted router.



ØD	R	R1	B	Ød	L	Tool No.
1	1	3/32	7/8	1/2	2-3/4	54350
1	19/32	5/32	7/8	1/2	2-3/4	54354
1	13/32	3/16	7/8	1/2	2-3/4	54356

Replacement bearing #47716.



WAINSCOT SETS

Carbide Tipped • 2 Flute • 3/4" Material

No other architectural feature adds quality and value to your home like wainscot paneling. Now you can make your own wainscot with these wainscot router bit sets. Each three-piece set comes with a beautiful profile bit for the stile and rail edges, a cope bit for flawless joints at each intersection, and a chair rail bit for a beautiful finishing touch.

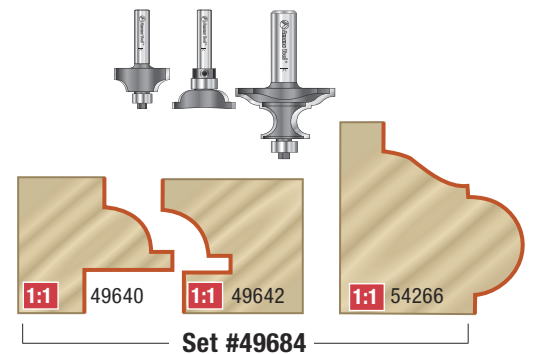
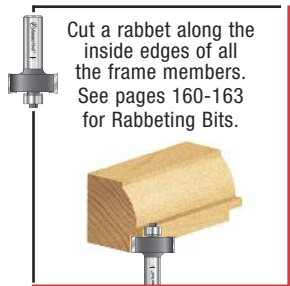
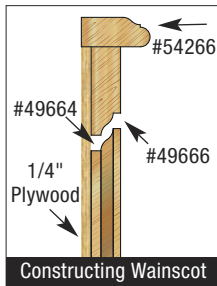
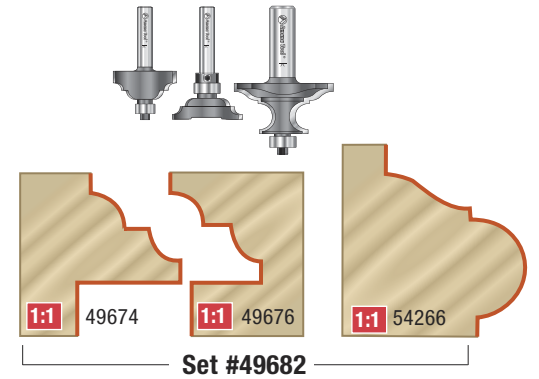
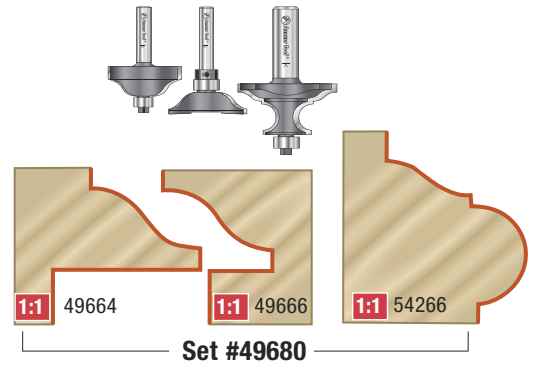
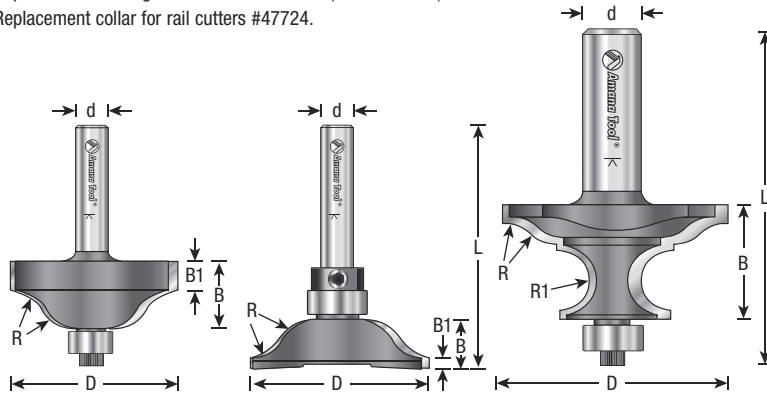
Bead, Bevel, Classic & Ogee Styles

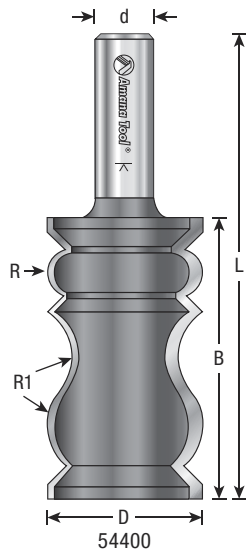


ØD	R	R1	B	B1	Ød	L	Type	Tool No.
1-21/32	1/8	1/4	1	—	1/2	2-7/8	Chair Rail	54266
1-1/8	1/4	—	3/8	1/4	1/4	2	Bead Stile	49640
1-1/4	1/4	—	5/16	7/64	1/4	2	Bead Rail	49642
3 Piece Set Including 49640, 49642 & 54266								49684
1-1/2	11/32	—	9/16	1/4	1/4	2	Ogee Stile	49664
1-9/32	11/32	—	3/8	1/8	1/4	2	Ogee Rail	49666
3 Piece Set Including 49664, 49666 & 54266								49680
1-5/16	3/16	—	5/8	7/32	1/4	2	Classical Stile	49674
1-7/16	3/16	—	9/16	1/8	1/4	2	Classical Rail	49676
3 Piece Set Including 49674, 49676 & 54266								49682



Replacement bearing for stile cutters #47702 (3/8" diameter).
 Replacement bearing for rail cutters #47701 (1/2" diameter).
 Replacement collar for rail cutters #47724.





CROWN MOLDING

Carbide Tipped • 2 Flute

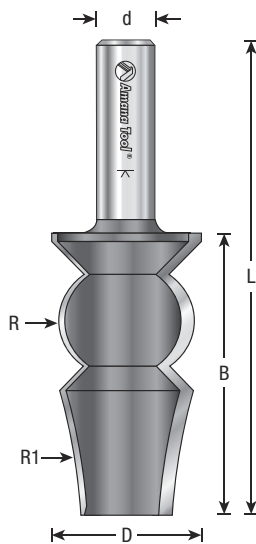
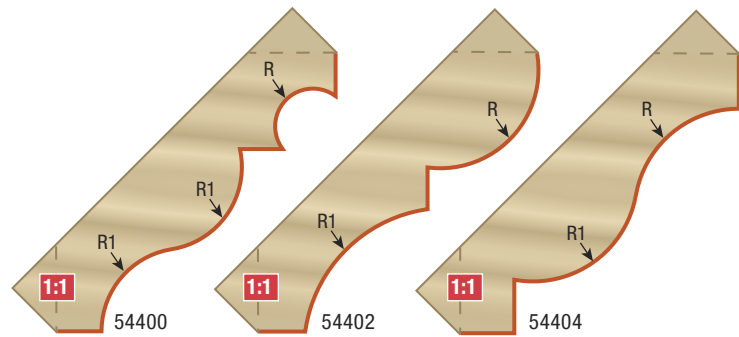
Produce mid-sized crown, cove and bead molding profiles for architectural and furniture applications. The bits cut the profile and bevel, as necessary, which is the show face of the work-piece.



ØD	R	R1	B	Ød	L	Tool No.
1-1/4	3/16	7/16	2-1/4	1/2	3-3/4	54400
1-1/4	1/2	3/4	2-1/4	1/2	3-3/4	54402
1-1/4	17/32	17/32	2-1/4	1/2	3-3/4	54404

Warning: Maximum RPM=22,000

Bevel the top and bottom edges on the table saw to complete the molding. Use a 2+ horsepower router, mounted in a table, with a fence to guide the work. To prolong cutter life, reduce strain on the router. To get the best cut finish, make several passes to achieve full cut depth. Bevel back edges, cutting off 45° excess, with one of our chamfer bits.



REVERSIBLE CROWN MOLDING EXTENDER

Carbide Tipped • 2 Flute

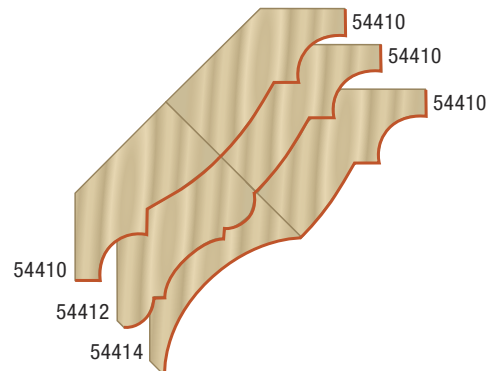
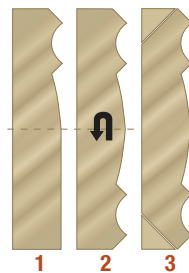
Create crown molding up to 4-1/2" wide!

Now you can make extra-large architectural crown moldings with your table-mounted router. Our new extender bit enables you to make unique crown moldings in every type of wood. You're no longer limited to the small selection of crown moldings at the lumber dealer. This specially designed bit works in conjunction with either our vertical or horizontal crown molding bits allowing you to make crown moldings up to 4-1/2" wide. Bevel back edges, cutting off 45° excess, with one of our chamfer bits.



ØD	R	R1	B	Ød	L	Tool No.
1-1/4	7/16	3-15/16	2-3/8	1/2	4	54410

Can be used with other Crown Molding Bits to create many different combinations!



REVERSIBLE CROWN MOLDING

Carbide Tipped • 2 Flute

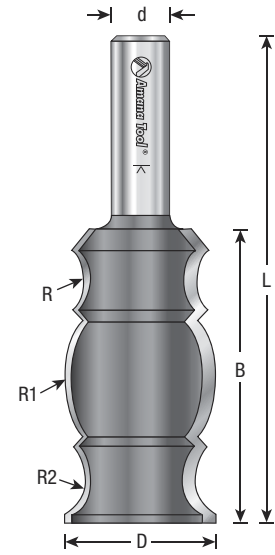
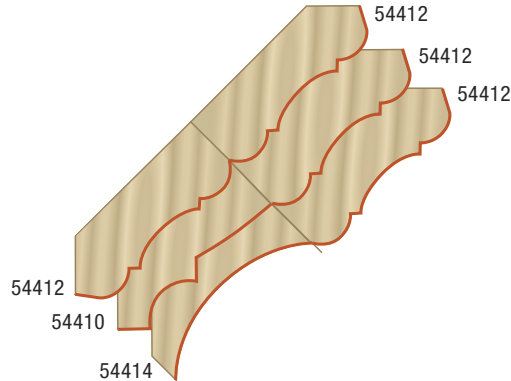
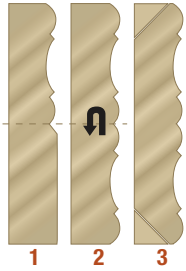
Give your ceilings that finished look!

With this bit you can easily make classic crown moldings with your table-mounted router. The beautiful profile is a large cove flanked by round overs. Use your fence to control the cutting depth and a featherboard to keep the stock firmly positioned against the fence. Bevel back edges, cutting off 45° excess with one of our chamfer bits.



ØD	R	R1	R2	B	Ød	L	Tool No.
1-1/4	3/8	7/8	7/16	2-7/16	1/2	4-1/16	54412

Can be used with other Crown Molding Bits to create many different combinations!



HORIZONTAL CROWN MOLDING

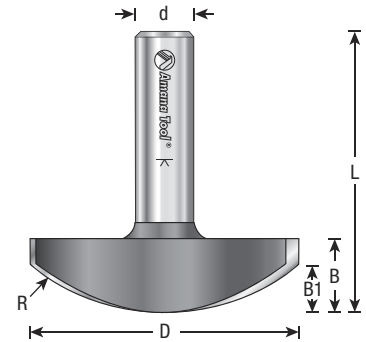
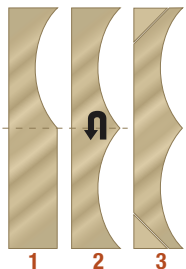
Carbide Tipped • 2 Flute

Now you can make large cove moldings for furniture and trim with your table-mounted router. This unique bit cuts a large, smooth arc; just what is needed to create a cove shaped crown molding for your next piece of furniture casework. Bevel back edges, cutting off 45° excess, with one of our chamfer bits. For even greater versatility, combine this bit with our crown molding profiles on pages 142-143.



ØD	R	B	B1	Ød	L	Tool No.
2-1/4	1-3/4	5/8	13/32	1/2	2-3/8	54414

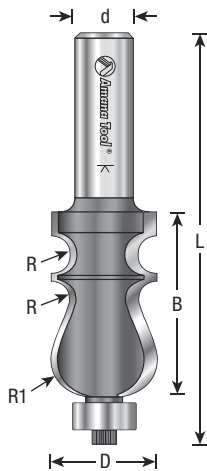

Can be used with other Crown Molding Bits to create many different combinations!



ARCHITECTURAL MOLDING

Carbide Tipped • 2 Flute with Ball Bearing Guide

These bits are designed for routing architectural and furniture moldings and trim. Almost all have the profile laid out vertically, reducing the diameter of the bit. These bits should be used in a 2+ horsepower, table-mounted router, and many should be run at reduced speed. Although most have ball-bearing guides, guiding the cuts with the fence is recommended.

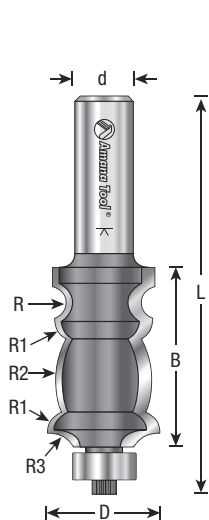


Type #2

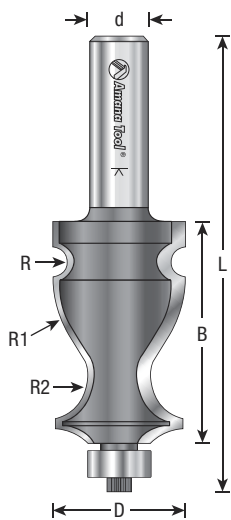
Type	ØD	R	R1	R2	R3	B	Ød	L	Tool No.
#2	7/8	5/32	5/16	—	—	1-3/8	1/2	3-3/8	54204
#3	1	9/64	3/16	25/32	15/64	1-5/8	1/2	3-1/4	54218
#4	1	1/8	7/8	3/8	—	1-11/16	1/2	3-1/4	54220 ▲ ¹²
#5	1-1/2	5/32	—	—	—	2	1/2	3-1/2	54250 ▲ ¹⁴
#7	1	9/64	3/32	3/4	9/32	1-3/4	1/2	3-5/8	54219

NOTE: Tool #54250 does not have a bearing.
Replacement bearing for all others use #47706.

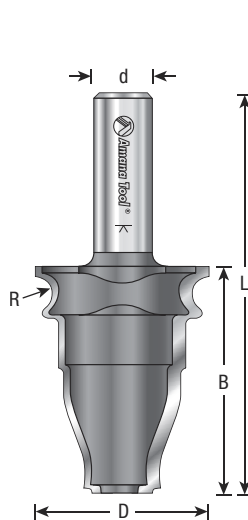
▲ **Warning:** Maximum RPM ▲¹² = 12,000; ▲¹⁴ = 14,000



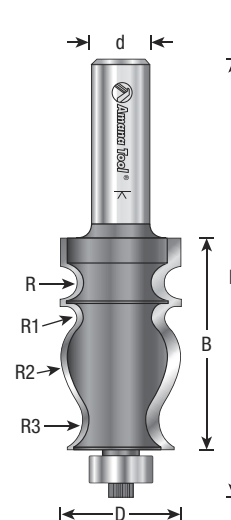
Type #3




Type #4




Type #5




Type #7



1:1 54218



1:1 54220



1:1 54250

(No ball bearing)
Duplicates #DC-98
molding pattern



1:1 54219

ARCHITECTURAL MOLDING

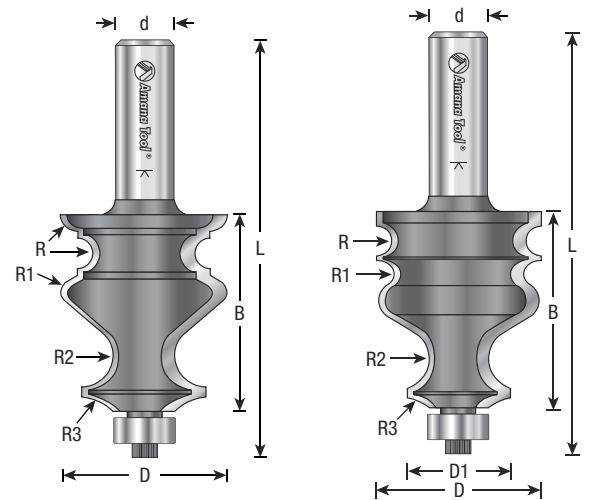
Carbide Tipped • 2 Flute with Ball Bearing Guide



Type	ØD	ØD1	R	R1	R2	R3	B	Ød	L	Tool No.
#8	1-3/8	—	1/8	3/32	1/4	7/16	1-5/8	1/2	3-1/2	54222 ▲ ¹⁸
#9	1-3/8	7/8	1/8	1/16	1/4	7/16	1-5/8	1/2	3-1/2	54224 ▲ ¹⁸



Replacement bearing #47706.

▲ Warning: Maximum RPM=18,000



Type #8

Type #9



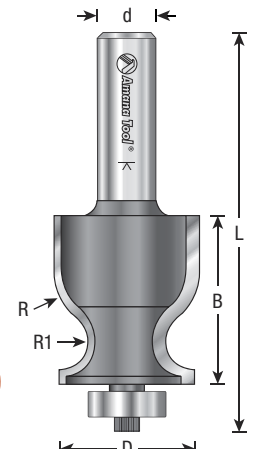

ARCHITECTURAL MOLDING

Carbide Tipped • 2 Flute with Ball Bearing Guide



Type	ØD	R	R1	B	Ød	L	Tool No.
#12	1-3/16	1/2	1/4	1-3/8	1/2	3-1/4	54234

Replacement bearing for #54234 use #47716.



Type #12





SPECIAL INTEREST MOLDING

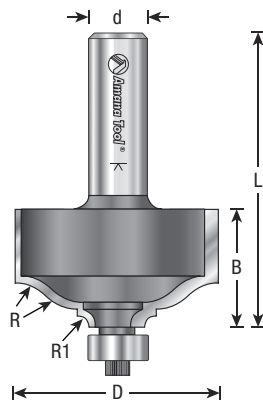
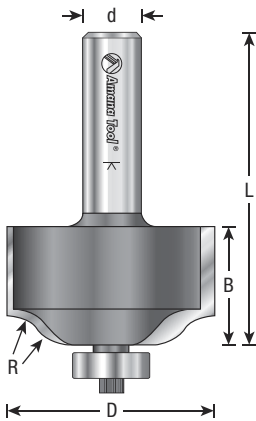

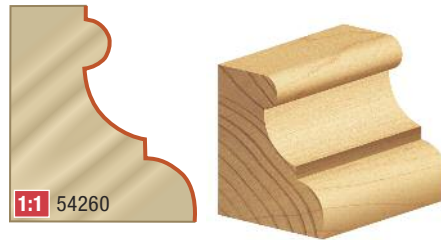

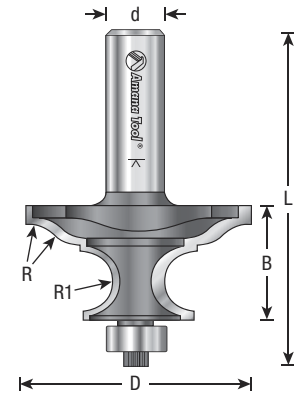
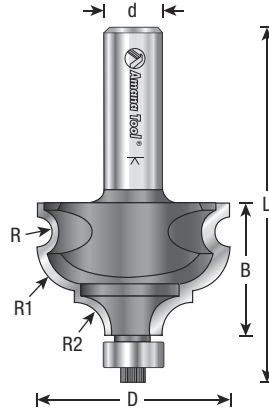
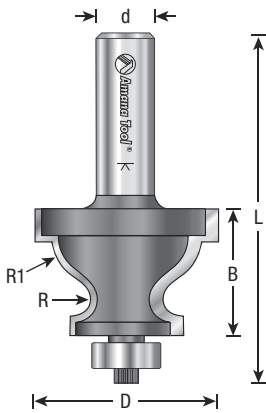
Carbide Tipped • 2 Flute with Ball Bearing Guide

Designed for routing architectural and furniture moldings and trim, these bits should be used in a 2+ horsepower, table-mounted router, and many should be run at reduced speed. Although most have ball-bearing guides, guiding the cuts with a fence is recommended.



ØD	R	R1	R2	B	Ød	L	Repl. Bearing	Tool No.
1-9/16	5/32	1/2	—	1-1/8	1/2	3	47712	54232 ▲ ¹⁸
1-5/8	1/8	3/8	1/4	1-1/8	1/2	3	47706	54260 ▲ ¹⁸
2	5/16	1/4	—	1	1/2	2-7/8	47706	54266 ▲ ¹⁸

▲ **Warning:** Maximum RPM=18,000



SPECIAL INTEREST MOLDING

Carbide Tipped • 2 Flute with Ball Bearing Guide



ØD	R	R1	B	Ød	L	Repl. Bearing	Tool No.
1-3/4	23/64	—	1	1/2	3	47712	54286 ▲ ¹⁸
1-3/4	3/8	3/32	1	1/2	3	47706	54288 ▲ ¹⁸

▲ **Warning:** Maximum RPM=18,000



MULTI-FORM

Carbide Tipped • 2 Flute with Ball Bearing Guide

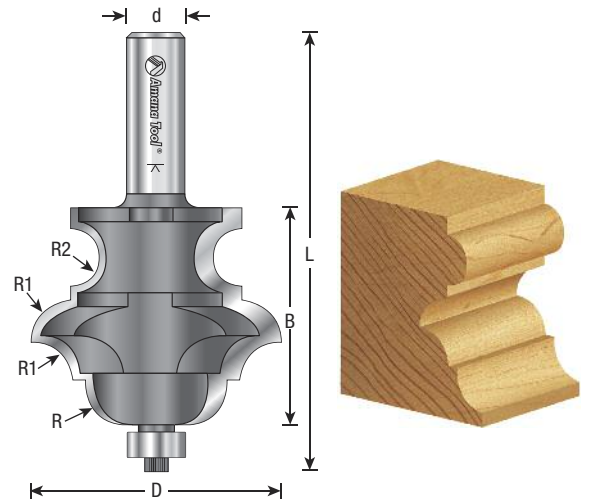
This one bit is designed to cut more than 40 different molding patterns. By making simple adjustments to the cutter height and fence position, and making two or more passes, you can produce a wide variety of profiles and architectural details.

Use the bit only in a table-mounted router. Available with 1/2" shank only. Tool #54198 is a miniature version of the multi-form bit.




ØD	R	R1	R2	B	Ød	L	Repl. Bearing	Tool No.
1-1/4	3/16	9/64	1/8	1	1/2	2-7/8	47702	54198
2-1/4	23/64	21/64	1/4	1-7/8	1/2	4	47706	54200 ▲ ¹²

▲ **Warning:** Maximum RPM ▲¹²=12,000



Create over 40 different molding profiles with this one bit!



CASING & BRICK MOLDING

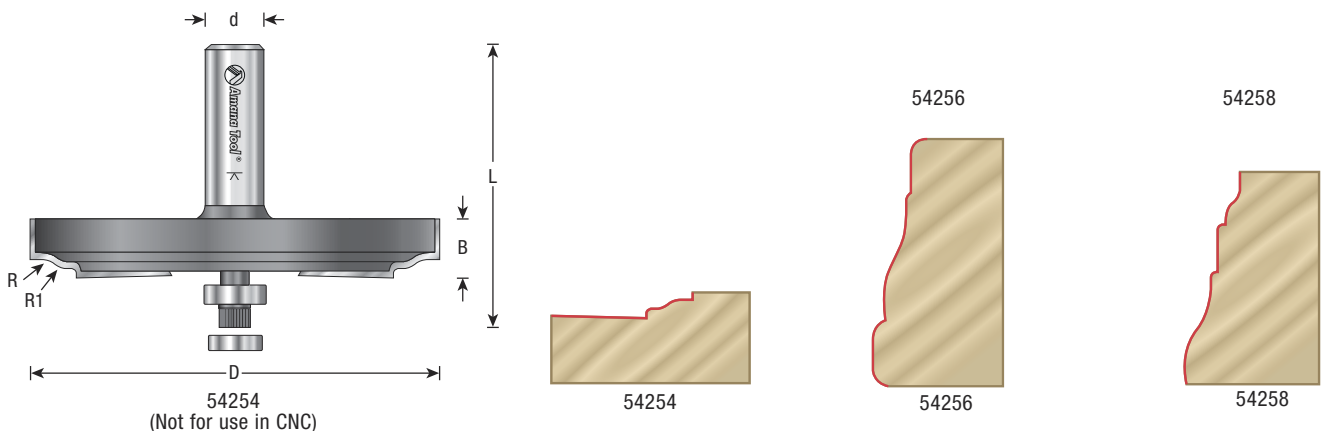
Carbide Tipped • 2 Flute


Make your own door and window casing in cherry, oak or any wood specie that you prefer. This bit makes beautiful classic colonial window and door trim. You can even make curved window casing – perfect for trimming that Palladian window.



ØD	ØD1	R	R1	B	Ød	L	Tool No.
3-1/2	—	5/32	15/64	1/2	1/2	2-27/64	54254 *
1-5/8	15/16	1/8	1/32	2-1/2	1/2	4	54256
1-1/2	19/32	3/16	1/32	1-27/32	1/2	3-11/32	54258

* Replacement bearing #47706. Not for use in CNC.





HAND/TABLE EDGE

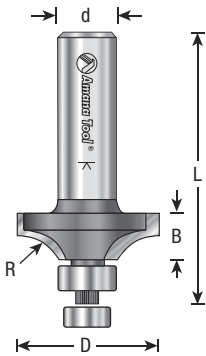
Carbide Tipped • 2 Flute with Ball Bearing Guide

These special router bits are used for cutting table top edges or used with handrail side profile bits. Originally designed for easing and profiling the edges of tabletops, these bits also are widely used for the same purpose on handrails. See page 150 for handrail patterns. Eliminate hard edges, reduce the visual thickness of a tabletop, and add an elegant detail simultaneously with these bits.



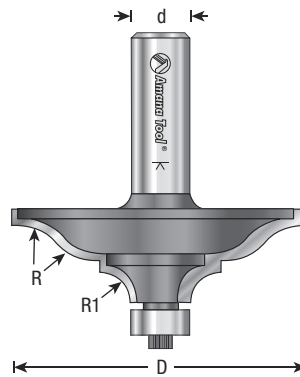
ØD	R	R1	B	B1	B2	Ød	L	Tool No.
1-3/16	15/32	—	3/8	—	—	1/4	1-3/4	49540
1-3/16	15/32	—	3/8	—	—	1/2	2-1/4	49542
2-3/4	1-3/4	—	5/8	—	—	1/2	2-7/8	49550 ▲ ¹⁶
2-1/2	3/8	—	3/4	—	—	1/2	2-3/4	49554 ▲ ¹⁶
2-1/2	13/32	13/64	25/32	43/64	7/64	1/2	2-3/4	49556 ▲ ¹⁶
2-5/16	19/64	1/4	7/8	—	—	1/2	2-3/4	49558 ▲ ¹⁶
2-9/16	11/64	1-3/32	3/4	—	—	1/2	2-3/4	49560 ▲ ¹⁶

- A** Standard 1/2" bearing #47706 (included).
- B** Optional 3/8" bearing #47702 (order separately).
- ▲ **Warning:** Maximum RPM ▲¹⁶ = 16,000



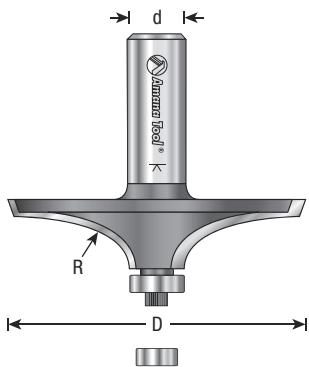
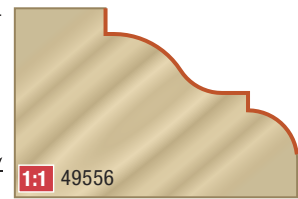
49540/49542 Elliptical Edge

Cuts a narrow profile with an arc based on the ellipse rather than the circle. With the optional 3/8" bearing, it will produce a fillet at the cut's edge.



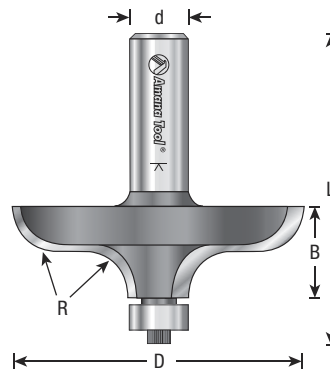
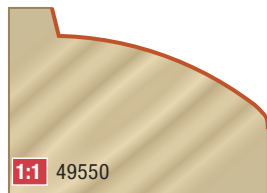
49556 Ogee-And-Bead

Cuts a shallow ogee into the tabletop surface coupled with a bead at the edge. Bit will produce a fillet if set to cut deep enough. With the optional 3/8" bearing, it will produce a fillet at the cut's edge. Good choice for handrails.



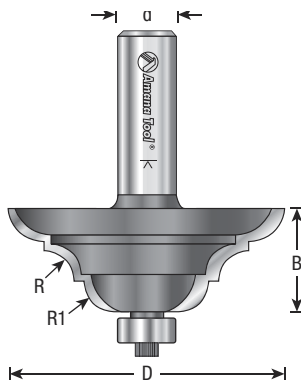

49550 Table Edge

Cuts a wide profile with an arc based on the ellipse rather than the circle. With the optional 3/8" bearing, it will produce a fillet at the cut's edge. Good choice for handrails.



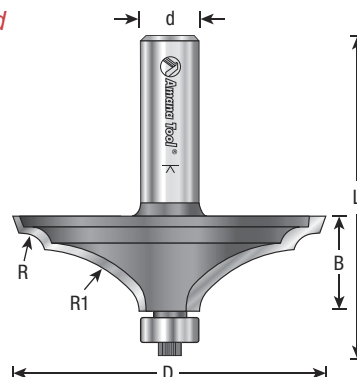
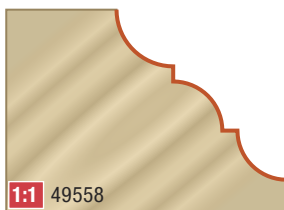
49554 Ogee

Cuts a shallow, elongated ogee. With the optional 3/8" bearing, it will produce a fillet at the cut's edge. Good choice for handrails.



49558 Double-Cove And Bead

Cuts the thumbnail arc coupled with a bead around the tabletop surface. With the optional 3/8" bearing, it will produce a fillet at the cut's edge.



49560 Thumbnail And Bead

Cuts the thumbnail arc coupled with a bead around the tabletop surface. With the optional 3/8" bearing, it will produce a fillet at the cut's edge.

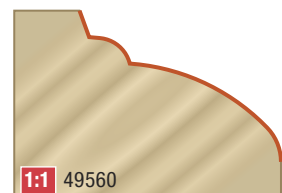


TABLE EDGES

Carbide Tipped • 2 Flute with Ball Bearing Guide

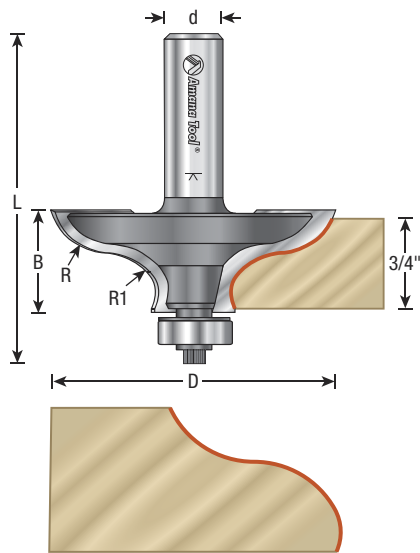
Profiles are designed for 3/4" thick tops.

This selection of table edge profiles offers a wide variety of designs from which to choose. All will shape away the hard edge, add detail, and reduce the visual thickness of the top.



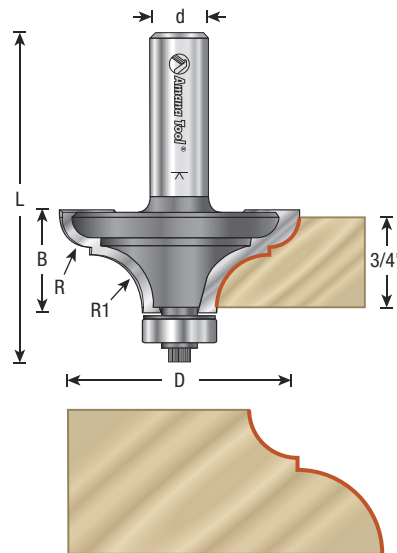
ØD	R	R1	B	Ød	L	Tool No.
2-21/64	1/2	1/4	55/64	1/2	2-3/4	49555
2-7/64	1/4	7/16	27/32	1/2	2-3/4	49557
1-57/64	3/8	5/16	7/8	1/2	2-3/4	49559
2	3/8	1/4	55/64	1/2	2-3/4	49561
2-3/8	1/16	—	27/32	1/2	2-25/32	49563

Replacement bearing #47718.



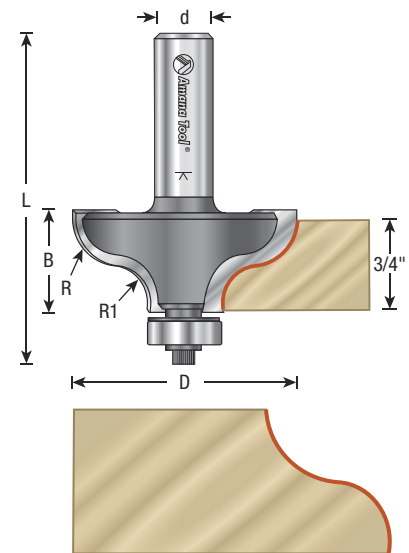
49555 - Reverse Curve

The broad curves of this ogee create a wide, elegant table edge. Notice that the curve continues under the top slightly to make a large tabletop appear thin.



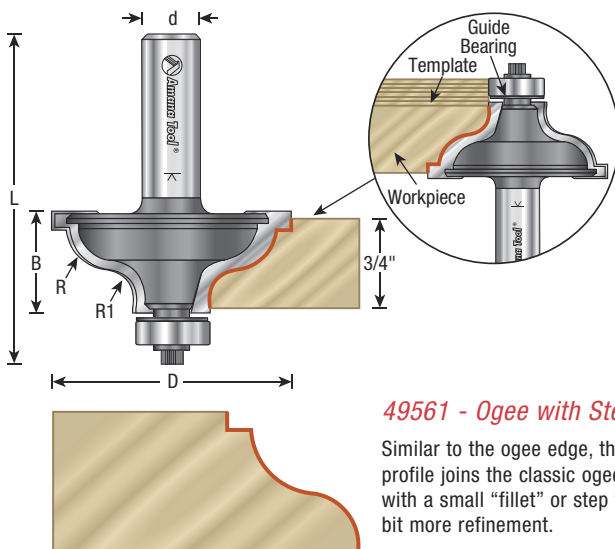
49557 - Cove & Thumbnail

Cuts a small cove combined with a larger thumbnail. Works well when combined with a molding under the top.



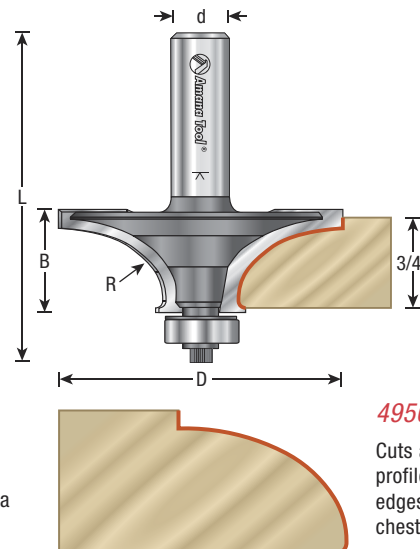
49559 - Ogee

This bit cuts the classic reverse curve so popular on period furniture designs.



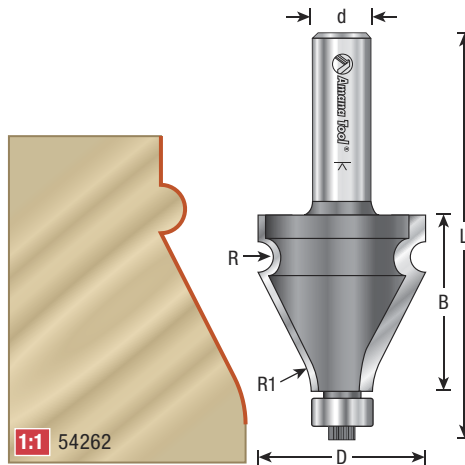
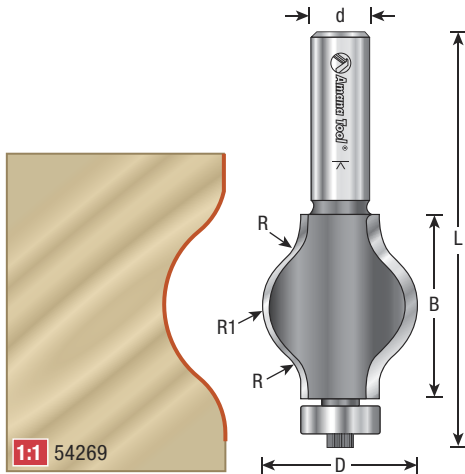
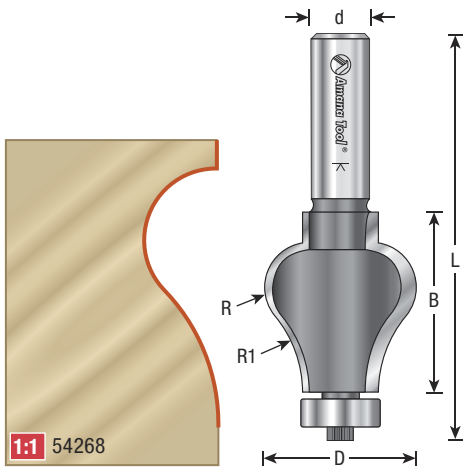
49561 - Ogee with Step

Similar to the ogee edge, this profile joins the classic ogee curve with a small "fillet" or step to add a bit more refinement.



49563 - Thumbnail

Cuts a classic thumbnail profile. It's just right for the edges of large tables and chest lids.



HANDRAIL

Carbide Tipped • 2 Flute with Ball Bearing Guide

Shape the sides of a handrail to make it both attractive and easy to grip. Then ease the top edges with the table edge bits shown on pages 152-153. Use in a handheld or table-mounted router.



ØD	R	R1	B	Ød	L	Tool No.
1-3/8	1/8	19/32	1-1/2	1/2	3-3/8	54262
1-1/4	3/8	1	1-1/2	1/2	3-3/8	54268
1-1/4	3/8	1/2	1-1/2	1/2	3-3/8	54269


Replacement bearings #54262 use #47706.

Replacement bearings #'s 54268 & 54269 use #47716.



HANDRAIL PATTERNS

12 Different Patterns!



(Wood profiles not shown at actual size.)

MAKE CLEAN & BEAUTIFUL DOVETAIL JOINTS!

The dovetail joint is the strongest construction method for drawers, boxes, chests and fine casework. Amana Tool® designs the bits needed by many router dovetail jigs that require cutting half-blind and through dovetails. We carry the bits for name brand dovetail jigs, including Leigh®, Keller™, Omnijig® and Incra®.



Sliding Dovetail



Variable Spaced Dovetail



Half-Blind Dovetail



Through Dovetail

DOVETAIL

Carbide Tipped • 7° Angle

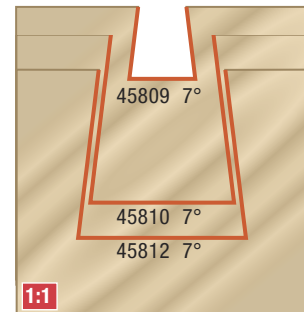

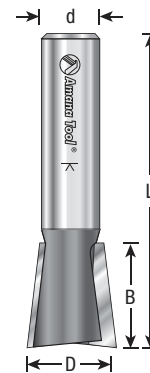
For the Keller™ Dovetail Templates and certain Incra® applications, 7° dovetail bits are required. (Bits for the Keller™ system are supplied with shank-mounted bearings.) This angle is also used in cutting stair stringers.



ØD	B	Ød	L	Application	Tool No.
9/32	1/2	1/4	2-13/32	Porter-Cable® Jig 4212	45837 *
11/32	3/8	1/4	2-1/8	Keller™	45809 †
1/2	25/32	1/2	3-1/8	Omnijig® Joinery System	45831
17/32	25/32	1/2	2-3/16	Porter-Cable® Jig 4210 & 4212	45838
5/8	7/8	1/2	2-5/8	Incra®	45808
3/4	7/8	1/2	2-5/8	Incra®	45810
7/8	7/8	1/2	2-1/2	Stair Tread	45812

† For Keller™ Dovetail jigs. Includes 5/8" dia. bearing. Replacement bearing #47712, snap ring #47752.

* 6.24° Angle

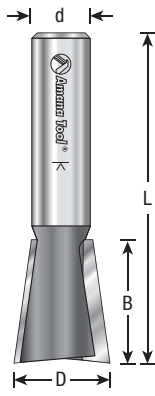


Carbide Tipped • 7-1/2° Angle

The 7-1/2° dovetail bit is used with both Omnijig® & the Incra® dovetail system.

ØD	B	Ød	L	Application	Tool No.
1/4	5/16	1/4	2-1/2	Incra®/Omnijig® #43639	45820





DOVETAIL




Carbide Tipped • 8° Angle

These 8° dovetail bits are designed especially for use with the Leigh® Dovetail Jig.



ØD	B	Ød	L	Application	Tool No.
0.260	0.270	1/4	2-11/64	Leigh® #50	45824
5/16	0.400	1/4	2-1/2	Leigh® #60	45825
3/8	0.532	1/4	2-3/8	Leigh® #70	45826
7/16	0.650	1/4	2-9/16	Leigh® #75	45827
1/2	0.825	1/4	2-3/4	Leigh® #80	45828
11/16	1.025	1/2	3	Leigh® #90	45829
0.80	1.275	1/2	3.222	Leigh® #100	45830
0.80	1.275	1/2	3.222	Leigh® #100	45830-LH*

* Left hand rotation.




Carbide Tipped • 9° Angle

The 9° dovetail bit is used for certain operations with the Incra® dovetail system.

ØD	B	Ød	L	Tool No.
5/16	3/8	1/4	2-1/2	45822 *
3/8	3/8	1/4	2	45800
3/8	3/8	1/2	2	45802


* Solid carbide.



Carbide Tipped • 10° Angle

The 10° dovetail bit is used with the Incra® and Leigh® dovetail systems.

ØD	B	Ød	L	Application	Tool No.
1/2	5/8	1/2	2-5/8	Incra®	45805



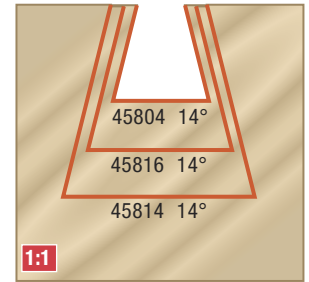
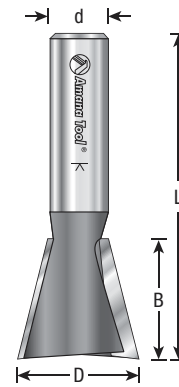
DOVETAIL

Carbide Tipped • 14° Angle

The 14° dovetail bit is used with common half-blind dovetail jigs, as well as with Omnijig®, Incra® and Leigh® jigs.



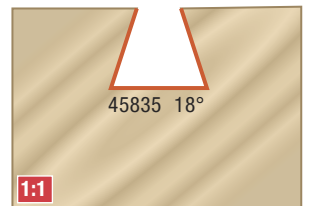
ØD	B	Ød	L	Application	Tool No.
1/2	1/2	1/4	1-3/4	—	45804
1/2	1/2	1/4	2	Incra®/Omnijig® 43705	45832
1/2	1/2	1/4	2-3/8	Leigh® #120	45833
1/2	.532	1/2	2-1/2	Incra®/Omnijig® 43750	45806
3/4	3/4	1/2	3	Omnijig® 43774	45816
7/8	7/8	1/2	2-5/8	—	45818
1	1	1/2	2-3/4	—	45814



Carbide Tipped • 18° Angle

The 18° dovetail bit is used with the Leigh® jig.

ØD	B	Ød	L	Application	Tool No.
1/2	.415	1/4	2-1/4	Leigh® #128	45835



14° BUTTERFLY SPLINE


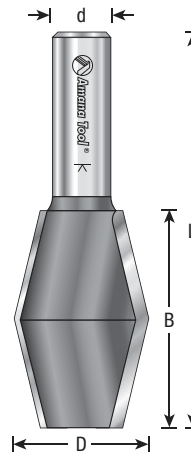
Carbide Tipped • 2 Flute

Cut butterfly keys, splines and inlays with this bit, which complements the Amana Tool® 14° dovetail bits.



ØD	B	Ød	L	Tool No.
1-1/8	1-3/4	1/2	3-1/4	45860

Use with Amana Tool® 14° dovetail bits #'s 45804, 45806, 45814, 45816 or 45818.



14° DOVETAIL

Carbide Tipped • 2 Flute with Upper Ball Bearings

This dovetail bit has a shank-mounted ball bearing guide for routing dovetail slots following a template and pattern routing. The template must be mounted between the work-piece and the router. With a handheld router, the template must be on top of the work-piece. With a table-mounted router, the template must be underneath the workpiece.




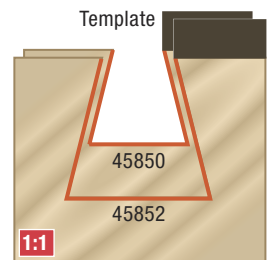
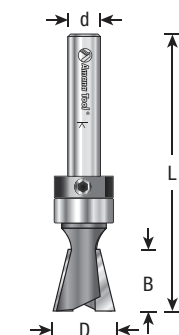
ØD	B	Ød	L	Type	Tool No.
1/2	1/2	1/4	2-1/4	Dovetail	45850 *
3/4	3/4	1/2	3	Dovetail	45852 † **

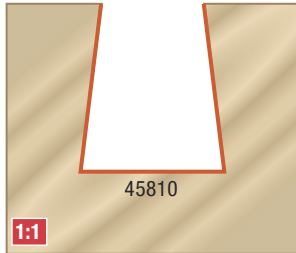
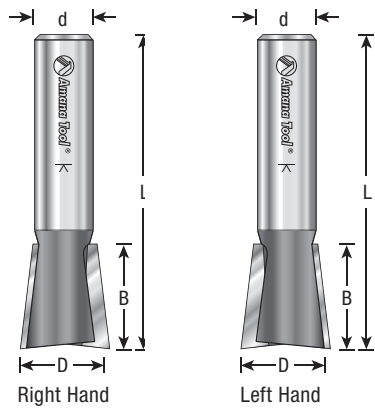
† For pattern cutting or jigs.

Replacement parts:

* Bearing #47701; Collar #47724.

** Bearing #47721; Collar #47739.






7° STAIRTREAD

Carbide Tipped • 2 Flute

Cut stair stringers for the treads using this bit.
Available in right hand and left hand rotation versions.



ØD	Rotation	B	Ød	L	Tool No.
3/4	Right Hand	7/8	1/2	2-5/8	45810
7/8	Right Hand	7/8	1/2	2-1/2	45812
7/8	Left Hand	7/8	1/2	2-1/2	45812-LH
1	Right Hand	7/8	1/2	2-1/2	45813
1	Left Hand	7/8	1/2	2-1/2	45813-LH



DOVETAIL FOR BROOKMAN MACHINES

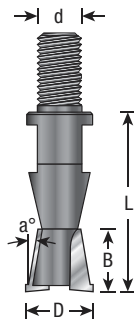

Carbide Tipped • 2 Flute

The following bit is specifically designed for use in Brookman machines:



ØD	a°	B	Ød	L	Tool No.
9/16	10°	1/2	3/8 BSF*	1-1/2	45839

* BSF = British Standard Fine




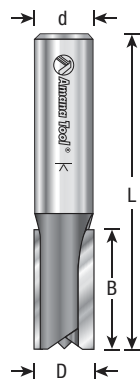
LEIGH® JIG STRAIGHT BITS

Carbide Tipped • 2 Flute

Leigh® dovetail jigs use 8° dovetail bits for through dovetail tails. These are three straight bits used in the jig to cut depths relative to the pin board or draw front for that look of a hand-cut sophistication.



ØD	B	Ød	L	Application	Tool No.
5/16	1.03	1/4	2-13/16	Leigh® #140	45270
7/16	1-1/4	1/2	3	Leigh® #150	45416
1/2	1-1/4	1/2	3-9/64	Leigh® #160	45494



KELLER™ DOVETAIL SYSTEM

Carbide Tipped • 2 Flute

The popular Keller™ Templates require the use of straight and dovetail bits with shank-mounted pilot bearings.

The following bits are specifically designed for use in the Keller™ system:



Straight Cutter with Upper Ball Bearing

ØD	B	Ød	L	Keller™ No.	Tool No.
.615	1/2	1/4	2-1/4	1641	45469 ▲ ¹⁸
.615	3/4	1/4	2-5/8	1643/2443	45470 ▲ ¹⁶
.615	1/2	1/4	2-1/4	1641	45476
.615	3/4	1/4	2-1/2	1643/2443	45478
9/16	3/4	1/4	2-1/4	3032	45479

7° Dovetail Bit System with Upper Ball Bearing

ØD	B	Ød	L	Keller™ No.	Tool No.
11/32	3/8	1/4	2-1/4	1631/1531	45880
7/16	3/4	1/4	2-5/8	1633/1533	45882
5/8	1	3/8	2-5/8	2435	45884

7° Keller™ Set 1601 Pro Series & 1500 Journeyman Standard Bit Set with Upper Ball Bearing

ØD	B	Ød	L	Bearing	Type	Keller™ No.	Tool No.
7/16	3/4	1/4	2-5/8	47712	Dovetail	1633	45882
5/8	3/4	1/4	2-5/8	47712	Straight	1643/1543	45470 ▲ ¹⁶

7° Dovetail – Small Bit Set with Upper Ball Bearing

ØD	B	Ød	L	Bearing	Type	Keller™ No.	Tool No.
11/32	3/8	1/4	2-1/4	47712	Dovetail	1631	45880
.615	1/2	1/4	2-1/4	47712	Straight	1641/1541	45469

7° Dovetail – Model 2401 Pro Series & 2200 Journeyman with Upper Ball Bearing

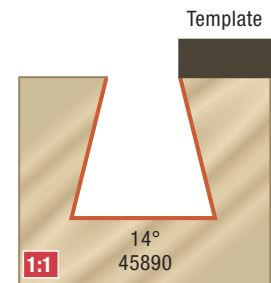
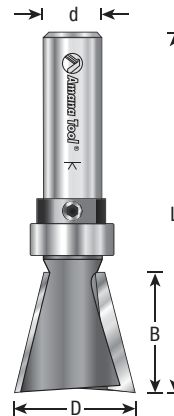
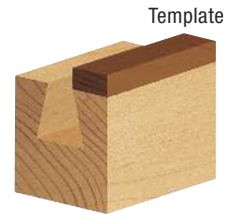
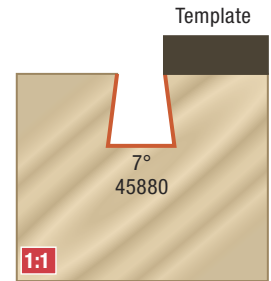


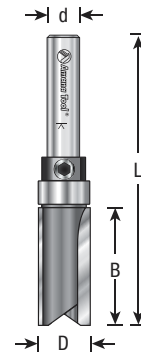
ØD	B	Ød	L	Bearing	Type	Keller™ No.	Tool No.
5/8	1	3/8	2-5/8	47741	Dovetail	2435	45884

14° Dovetail – Model 3600 – Standard Bit Set with Upper Ball Bearing

ØD	B	Ød	L	Bearing	Type	Keller™ No.	Tool No.
1	1	1/2	2-3/4	47738	Dovetail	3637	45890
5/8	3/4	1/4	2-5/8	47712	Straight	1643/2443/3643	45470 ▲ ¹⁶

Replacement bearing for #'s 45469, 45470, 45474, 45880 and 45882 is #47712.
Replacement bearing for #45884 is #47741.

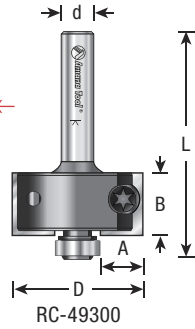
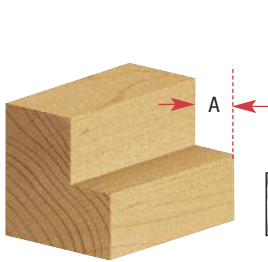
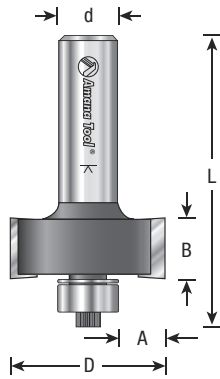
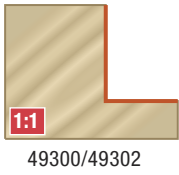
▲ **Warning:** Maximum RPM ▲¹⁶ = 16,000; ▲¹⁸ = 18,000



RABBET

Carbide Tipped • 2 Flute with Ball Bearing Guide

This is the basic rabbeting bit. It cuts 3/8" wide and up to 1/2" deep. Switch to one of four optional ball-bearing guides to alter the width of cut. Use in a handheld or table-mounted router.



ØD	A	B	Ød	L	Tool No.
5/16	1/16	1/2	1/4	2	MR0101 *
7/16	1/8	1/2	1/4	1-7/8	MR0100 *
1-1/4	3/8	1/2	1/4	2	49300
1-1/8	3/8	1/2	1/4	1-7/8	RC-49300
1-1/4	3/8	1/2	1/2	2-3/8	49302

Replacement knife #RCK-264 (2).

Replacement bearing for #RC-49300 use #47702.

* Miniature with 3/16" ball bearing guide #47775.

A	Replacement Bearings:
Standard	3/8 Rabbet — 47706
OR	7/16 Rabbet — 47702
OR	5/16 Rabbet — 47718
OR	1/4 Rabbet — 47720



RC-49300

MULTI-RABBET SET

Carbide Tipped • 2 Flute with Ball Bearing Guide


The Multi-Rabbet bit steps in 1/16" increments from a 1/8" cut width to 1/2"; simply by switching ball-bearing guides. Six different bearings are provided. Depth of cut capacity of 1/2". Use in a handheld or table-mounted router.



Six Different Rabbet Depths!

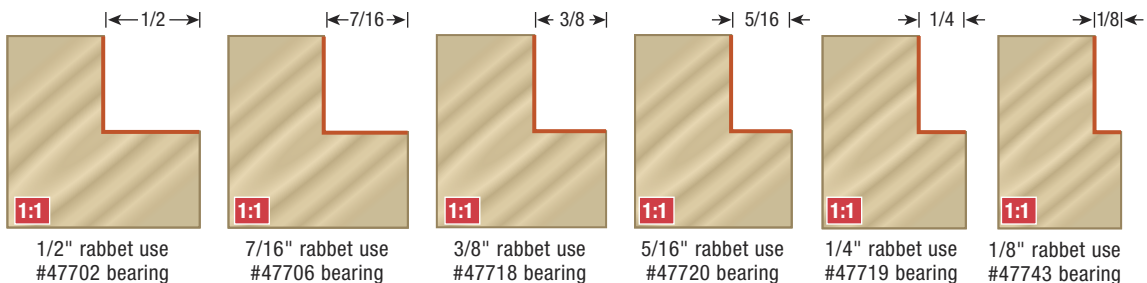
ØD	A	B	Ød	L	Tool No.
1-3/8	1/8, 1/4, 5/16, 3/8, 7/16, 1/2	1/2	1/4	2	49340
1-3/8	1/8, 1/4, 5/16, 3/8, 7/16, 1/2	1/2	1/2	2-3/8	49350

A	Replacement Bearings:
1/2 Rabbet	47702
7/16 Rabbet	47706
3/8 Rabbet	47718
5/16 Rabbet	47720
1/4 Rabbet	47719
1/8 Rabbet	47743



Set #6000

Set #6000: Complete replacement kit includes 6 bearings, hex key, washer & screw. Screw #67094. Washer #67202.




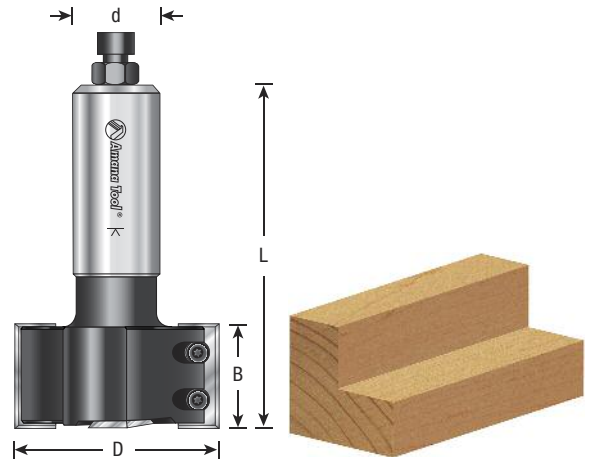
CNC STRAIGHT RABBETING

Insert Carbide with Scorer 2+2 Design

Insert rabbeting router bit complete with two cutting flutes and scorer. Suitable for trimming and rabbeting in softwood, hardwood and man-made boards. Scorer will give an improved finish at the bottom of the cut. For use on routers and machining centers with CNC control.

ØD	B	Repl. Knife	Repl. Knife	Max RPM	Ød	L	Tool No.
40mm(1-1/2)	30mm(1-3/16)	RCK-30	RCK-70	18,000	3/4	100mm(4)	RC-2380
60mm(2-3/8)	30mm(1-3/16)	RCK-30	RCK-70	18,000	3/4	100mm(4)	RC-2382
60mm(2-3/8)	50mm(2)	RCK-50	RCK-70	18,000	3/4	120mm(4-3/4)	RC-2383

 CNC feed and speed available online



SPECIAL RABBET


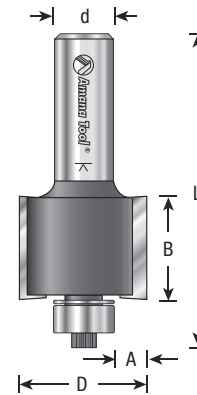
Carbide Tipped • 2 Flute with Ball Bearing Guide

Designed for the "smart clip" backslash system.

Depth of rabbet 9/32"

ØD	A	B	Ød	L	Tool No.
1-1/16	9/32	7/8	1/2	2-5/8	49310

Replacement bearing #47706.



SUPERABBET™

Carbide Tipped • 2 Flute with Ball Bearing Guide

This ingenious tool features both interchangeable cutting edges and an interchangeable guide collar, enabling you to cut a wide range of rabbets. Changing the collars on the twin ball-bearing guide steps the cut width in 1/16" increments from flush through 3/4" with five extra "plywood" sizes.

Between the standard and optional collars, there are 18 different rabbet sizes available. The deep guide collar design adds stability to the tool for hand-held router operations. The basic 2"-diameter bit includes a hex key, instructions, and all necessary parts for 5/8" and 3/4" width rabbets.

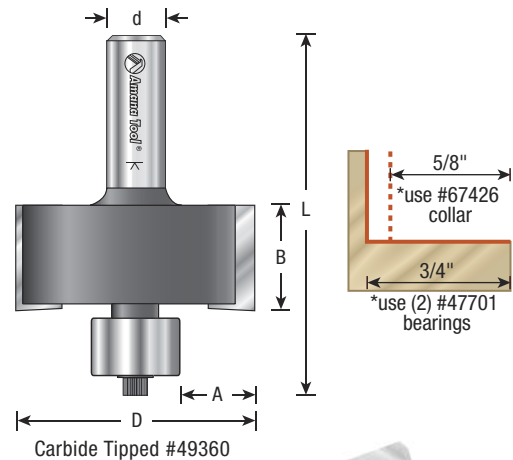


ØD	A	B	Ød	L	Tool No.
2	5/8 & 3/4	7/8	1/2	3	49360 ♦

▲ **Warning:** Maximum RPM=22,000

Replacement screw for bearing #67094. Replacement washer for bearing #67202. Replacement spacer bearing #67206.

♦ Use in a table-mounted router. **Not for use in a handheld router!**



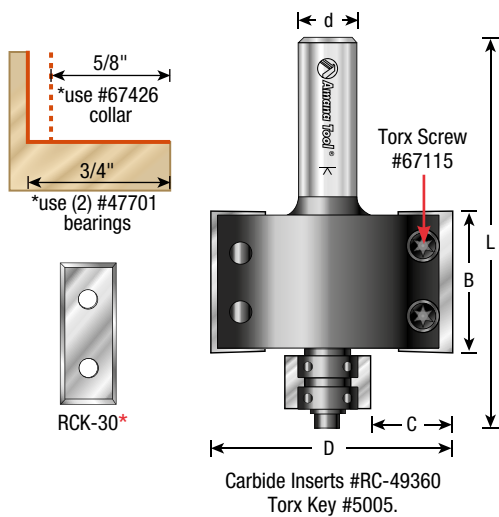
Carbide Tipped #49360



Recommended by:



18 Different Depths With 1 Tool!
See Optional Collars on pg 163.



INSERT SUPERABBET™

Insert Carbide • 2 Flute with Ball Bearing Guide

This ingenious tool features both interchangeable cutting edges and an interchangeable guide collar, enabling you to cut a wide range of rabbets. Changing the collars on the twin ball-bearing guide steps the cut width in 1/16" increments from flush through 3/4" with five extra "plywood" sizes.

Between the standard and optional collars, there are 18 different rabbet sizes available. The deep guide collar design adds stability to the tool for hand-held router operations. The basic 2"-diameter bit includes a hex key, instructions, and all necessary parts for 5/8" and 3/4" width rabbets. Featuring double-edged solid carbide insert knives which enables the bit to cut 30mm high. Inserts can be rotated or replaced without removing the bit from the router.



ØD	C	B	Ød	L	Repl. Knives	Tool No.
2	5/8 & 3/4	30mm	1/2	3-3/8	RCK-30*	RC-49360

▲ Warning: Maximum RPM=17,000

* Standard general purpose replacement knives = #RCK-30; Knives also available for MDF and solid surface materials – see replacement carbide section on pages 240–245.

#6002: Complete replacement kit for #49360 and #RC-49360. Includes the following: hex key, spacers, screw, washer, #67426 (5/8" rabbet) collar and 2 ball bearings.

Recommended by:



18 Different Depths With 1 Tool!
See Optional Collars on Next Page.



INSERT SUPERABBET, JR™

Insert Carbide • 2 Flute with Ball Bearing Guide

A scaled-down version of the Superabbet™, this tool features four-sided replaceable carbide knives and a reduced cut depth capacity. It uses the same twin ball-bearing guide collar assortment to produce the same extensive range of precise rabbet widths. The standard tool is supplied with a collar for 1/2" rabbet width. Optional collars are available individually and in five-piece and 17-piece kits.



ØD	C	B	Ød	L	Tool No.
1-1/8	Flush to 5/16"†	12mm(.472)	1/4	2-1/4	RC-49357 New
1-1/2	Flush to 1/2"†	12mm(.472)	1/2	2-19/32	RC-49355

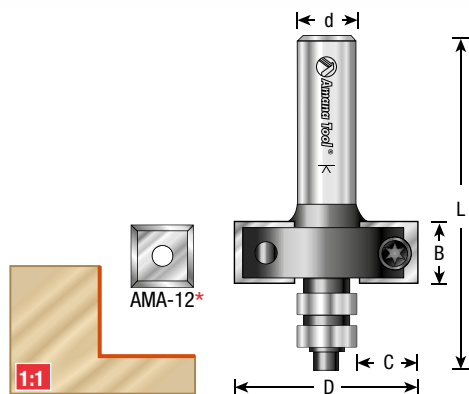
▲ Warning: Maximum RPM=22,000

† Using optional collars on next page. Standard depth=1/2"


Torx® key #5005. Torx® screw #67115.

* Standard general purpose replacement knives = #AMA-12; Knives also available for MDF & solid surface materials – see replacement carbide section on pages 240–245.

13 Different Depths With 1 Tool!
See Optional Collars on Next Page.



ACCESSORIES FOR INSERT SUPERABBET™ & INSERT SUPERABBET, JR™



Collars and Kits



Individual Collars

Collar Diameter	Rabbet Depth (A)			Order No.
	49360/RC-49360	RC-49355	RC-49357	
2	Flush	—	—	67398
1-7/8	1/16	—	—	67400
1-3/4	1/8	—	—	67402
1-5/8	3/16	—	—	67404
1-17/32	15/64(6mm)	—	—	67406
1-1/2	1/4	Flush	—	67408
1-3/8	5/16	1/16	—	67410
1-9/32	23/64(9mm)	7/64	—	67412
1-1/4	3/8	1/8	—	67414
1-1/8	7/16	3/16	Flush	67416
1-1/16	15/32(12mm)	7/32	1/32	67418
1	1/2	1/4	1/16	67420
7/8	9/16	5/16	1/8	67422
13/16	19/32(15mm)	11/32	7/32	67424
3/4	5/8	3/8	3/16	67426
3/4	5/8	3/8	3/16	67427
5/8	11/16	7/16	1/4	67428
9/16	23/32(18mm)	15/32	9/32	67430



flush rabbet 1/16" rabbet 7/64" rabbet



1/8" rabbet 3/16" rabbet 7/32" rabbet



15/64"(6mm) rabbet 1/4" rabbet 5/16" rabbet

Collar Kits:

Insert Superabbet™

#67500: 6-piece collar kit includes: #67398, #67400, #67402, #67408, #67414, #67420.

#67600: 5-piece collar kit includes: #67404, #67410, #67416, #67422, #67428.

#67800: 21-piece collar kit includes: two #47701 bearings, #67206 spacer, #5000 allen key, #67094 allen screw and 16 individual collars: #67398, #67400, #67402, #67404, #67406, #67408, #67410, #67412, #67414, #67416, #67418, #67420, #67422, #67424, #67428, #67430.

NOTE: 5/8" and 3/4" depth is standard with #49360 & #RC-49360.

Insert Superabbet, Jr™

#67350: 5-piece collar kit includes: #67408, #67410, #67414, #67420, #67426.

#67355: 17-piece collar kit includes: two #47701 bearings, #67206 spacer, #5000 allen key, #67094 allen screw and 12 individual collars: #67408, #67410, #67412, #67414, #67416, #67418, #67420, #67422, #67424, #67426, #67428, #67430.



11/32" rabbet 23/64"(9mm) rabbet 3/8" rabbet



7/16" rabbet 15/32"(12mm) rabbet 1/2" rabbet




9/16" rabbet 19/32"(15mm) rabbet 5/8" rabbet



11/16" rabbet 23/32"(18mm) rabbet



E-Z DIAL™ SLOT CUTTER SHIM-FREE & ADJUSTABLE



E-Z DIAL™ SLOT CUTTERS

Carbide Tipped

Finally, a slot cutter without shims, spacers and the need to disassemble the bit. Just turn the dial and lock the setting, it's that easy. The E-Z Dial™ adjusts in just seconds and is accurate to .004". Cutting precise grooves has never been easier.

- Quick & Easy Setup – Nothing to take apart, just dial it, lock it, cut it.
- Simply adjust the dial in 0.004" increments.
- Easily makes perfect grooves for today's undersized plywood.
- Perfect for edge ("T") molding installation.

Available in two sizes:

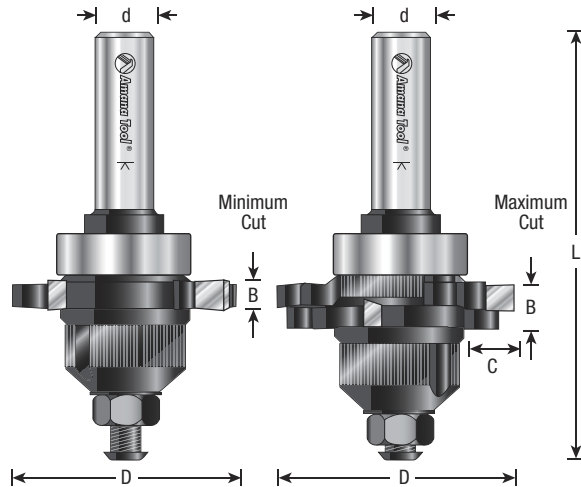
- #55500 for 1/8" to 1/4" wide slots, 1/2" deep
- #55510 for 1/4" to 1/2" wide slots, 1/2" deep



ØD	B	C	Ød	L	Tool No.
2-1/8	1/8 to 1/4	1/2	1/2	3-3/4	55500
2-1/8	1/4 to 1/2	1/2	1/2	3-3/4	55510

Replacement parts: Bearing #47738; Screw #67110.

Each E-Z Dial™ Slot Cutter includes
Full Color Instruction Manual



SLOTING CUTTER ASSEMBLIES

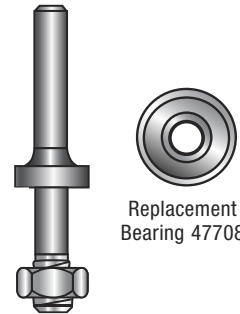
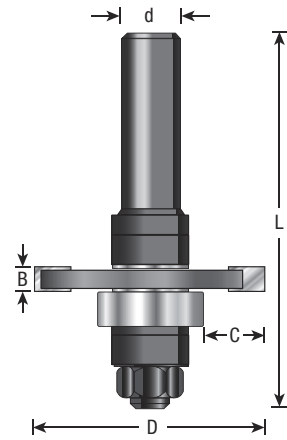
Carbide Tipped

Groove edges for T-moldings, splines or biscuits, and other purposes. Rout tongue-and-groove joinery. Slotting cutters are available with either 2-wing or 3-wing cutters. Each assembly includes a cutter, bearing for a 1/2" deep cut, and either a 1/4", 3/8", or 1/2"-shank arbor. Use in a handheld or table-mounted router.



General Specs:

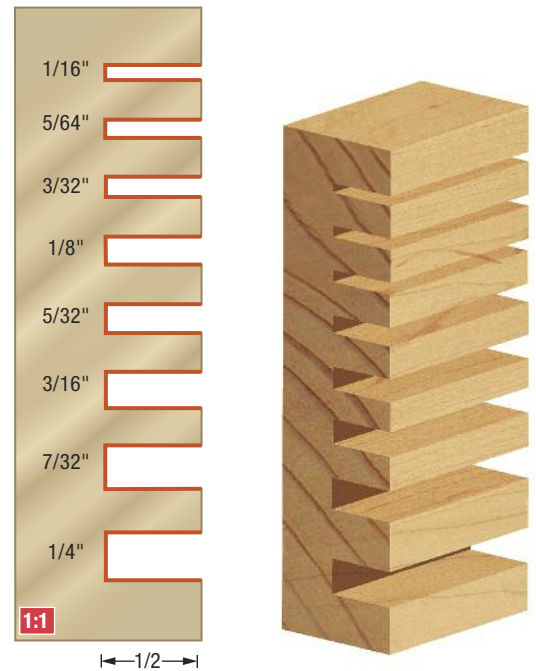
ØD	B	C	Ød	L
1-7/8	Kerf (from 1/6 to 1/4)	**1/2	1/4 or 1/2	2-3/8
	1/4" Shank	1/4" Shank	1/2" Shank	1/2" Shank
	2-Wing	3-Wing	2-Wing	3-Wing
	Tool No.	Tool No.	Tool No.	Tool No.
1/16	53300	53400	53300-1	53400-1
5/64	53302	53402	53302-1	53402-1
3/32	53304	53404	53304-1	53404-1
1/8	53306	53406	53306-1	53406-1
5/32*	53307	53407	53307-1	53407-1
3/16	53308	53408	53308-1	53408-1
7/32	53309	53409	53309-1	53409-1
1/4	53310	53410	53310-1	53410-1



Note: All above assemblies include cutter, arbor and ball bearing.
Also available with 3/8" shank by adding '-2' to part #. (example: #53400-2).

* 5/32" size also used for 'biscuit-joint' cutting.
** See page 166 for 'Vari-Depth™' bearings (1/4" and 3/8" depth).

Replacement Arbor	Tool No.
1/4" Shank	47600
3/8" Shank	47602
1/2" Shank	47604



2 & 3 WING SLOTTING CUTTERS

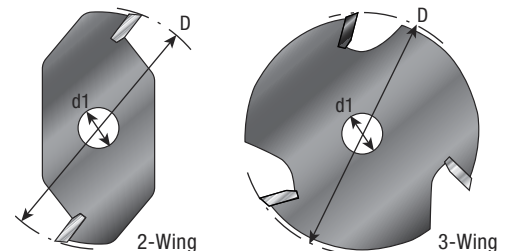
Carbide Tipped

Two- and three-wing slotting cutters are available individually. Use a two-wing cutter for faster feed rates, three-wing cutters for better cut finish.



ØD	B Kerf	Ød1 Bore	2 Wing Tool No.	3 Wing Tool No.
1-7/8	1/16	5/16	53100	53200
1-7/8	5/64	5/16	53102	53202
1-7/8	3/32	5/16	53104	53204
1-7/8	1/8	5/16	53106	53206
1-7/8	5/32	5/16	53107	53207 *
1-7/8	3/16	5/16	53108	53208
1-7/8	7/32	5/16	53109	53209
1-7/8	1/4	5/16	53110	53210

* 5/32" size also used for 'biscuit-joint' cutting. See above for complete assemblies including arbor and ball bearing guide. Arbor sold separately.



QUADRASET™ ADJUSTABLE SLOTTING ASSEMBLY

Carbide Tipped • 2-Wing with Ball Bearing Guide



The Quadraset™ is an adjustable slotting assembly that includes 1/8," 5/32," 3/16," and 1/4" two-wing cutters, a 1/2" shank arbor with a pilot bearing, and a handful of spacers, washers and shims.

Conceptually it is like a table-saw dado stack set. You can use the cutters individually on the arbor, or you can combine two, three or all of the cutters on the arbor. Thus you can cut slots that range in widths from 1/8" up to 23/32" in 1/32" increments.

For different depth of cut, see the Vari-Depth™ bearings on bottom of this page.




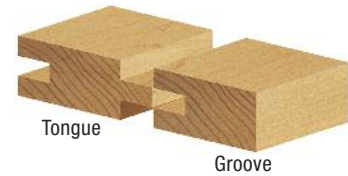
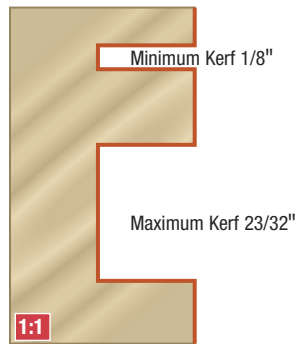
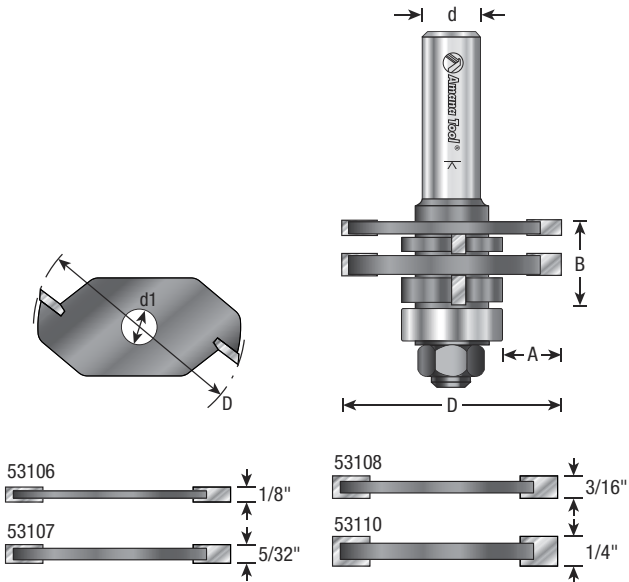
ØD	A	B-Kerf	Ød1	Ød	L	Tool No.
1-7/8	1/2	1/8 to 23/32*	5/16	1/2	3	53600 ♦
						53107

Extra 5/32 two-wing cutter only.


Replacement parts: Bearing #47708; Arbor #47612.

* A full 3/4" cut can be achieved using one additional #53107 cutter (available separately).

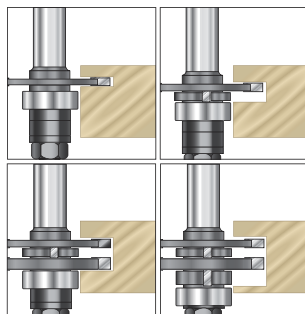
♦ Use in a table-mounted router. **Not for use in a handheld router!**



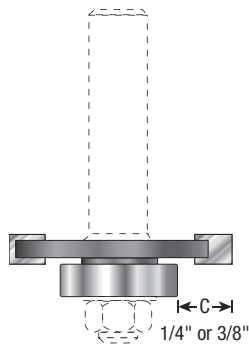
Combined Cutters
7/32" to 23/32"
(Increments of 1/32")



Individual Cutters
1/4", 3/16", 5/32", 1/8"



Create grooves 1/8" to 23/32" by using up to four cutters (included).



Construct a Wainscot Door with Amana's Industrial Tooling

Wainscot doors can be a beautiful addition to an informal, country style kitchen; their beaded panels are reminiscent of times long past. Constructing wainscot doors is easy with Amana Tool® router bits. You'll need just two bits: the Quadraset™ #53600 and the corner bead bit #54163. For information on how to Construct a Wainscot door, please see page 204.

SLOT CUTTER 'VARI-DEPTH'™ BEARINGS

Carbide Tipped

All standard Amana Tool® slotting assemblies (including the Quadraset™, Duo-Set™, and box joint) make a 1/2" deep cut. Reduce the cut depth to either 1/4" or 3/8" with Vari-Depth™ precision ball bearings fitted with non-marring Delrin® sleeves.

'C' Depth of Cut	I.D.	O.D.	Tool No.
1/4	5/16	1-3/8	47727
3/8	5/16	1-1/8	47728
Two piece set (#47727 & #47728)			47729

'BOX JOINT' SET

Carbide Tipped • 3-Wing with Ball Bearing Guide

Cut strong, attractive box joints for small boxes, shallow drawers and trays. By taking three passes, it can be used with stock up to 1/2" thick and 4" wide. The bit has five uniformly spaced 3-wing slotting cutters and a ball-bearing guide on a 1/2" shank arbor. Use in a table-mounted router for best results.

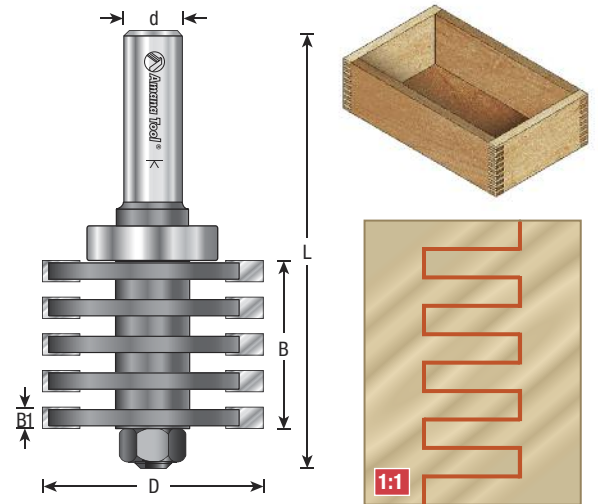


ØD	B	B1	Ød	L	Tool No.
1-7/8	1-3/8	5/32	1/2	3-3/4	53610 ▲13

▲ Warning: Maximum RPM ▲13 = 13,000

Replacement Parts:

Description	Order #
5/32" 3-Wing Cutters (5 required)	53207
1/2" Shank Arbor with Nut	47620
Steel Ball Bearing Guide (1/2" depth of cut)	47708
5.5mm Spacers (4 required)	55369
1mm Spacers (2 required)	55402
0.5mm Shim (1 required)	55404



FINGER JOINT ASSEMBLY

Carbide Tipped • 2-Wing with Ball Bearing Guide

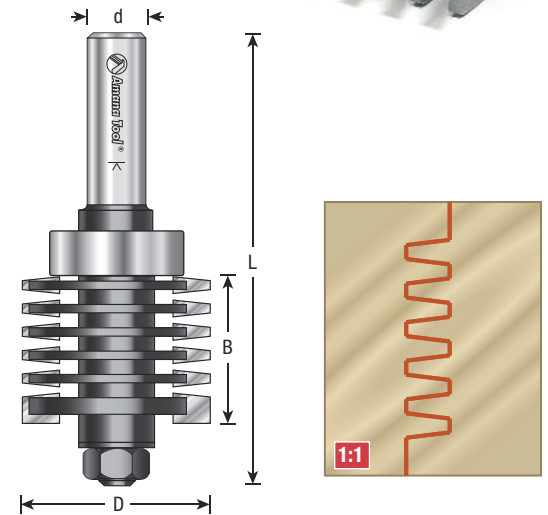

For joining wood end-to-end as well as edge-to-edge. Rout one work-piece face up, the other face down. When the bit height is correct, the two pieces should slide together with their faces perfectly flush. The assembly includes five 2-wing finger cutters, one 2-wing straight cutter, a ball bearing guide, a 1/2" shank arbor, shims, spacers, and washers. The number of finger cutters used varies with the stock thickness; it can handle stock between 7/16" and 1-3/8" thick. For best results run at full speed in a 1-1/2 horsepower table-mounted router. Includes full-color instructions.



ØD	B	Ød	L	Tool No.
1-9/16	1-3/8	1/2	3-3/4	55392

Replacement Parts:

Description	Order #
Finger Cutter (5 required)	55394
Straight Cutter (1 required)	55396
Ball Bearing (5/16" x 28mm)	47736
1/2" Shank Arbor with Nut	47620
3.4mm Spacer (7 required)	55367
6.0mm Spacer (1 required)	55368
0.1mm Shim (10 required)	55357
0.5mm Shim (1 required)	55404
1.0mm Washer (2 required)	55402



FINGER JOINT

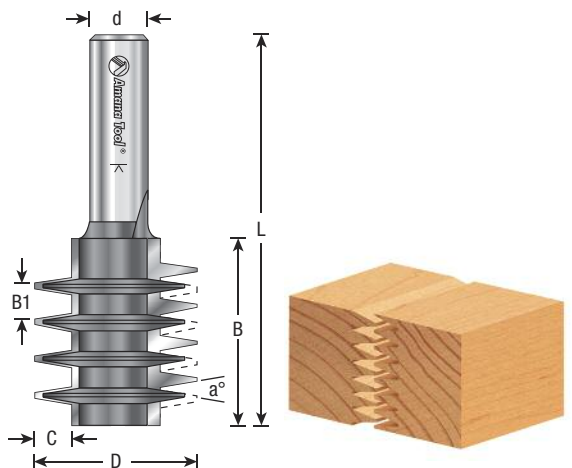
Carbide Tipped

Cut interlocking fingers for strong end-to-end or edge-to-edge glueups with this simple bit. Setup is fast. Center the cut profile on the stock, then cut, alternating the orientation of the show face – up when cutting one work-piece, down when cutting its mate. Use in all CNC and table-mounted routers.

For best results use in a router table.



ØD	B	B1	a°	C	Ød	L	Tool No.
1-3/8	1-9/16	21/64	14°	5/16	1/2	3	45796



CNC ADJUSTABLE GROOVING


Insert Carbide

Hard wearing steel body complete with tungsten carbide knives and scorer for improved finish. Suitable for producing various thickness grooves and slots in softwood, hardwood and man-made boards (with or without coating). Cutting width can be adjusted in 0.1mm steps by using supplied spacer rings. Replaceable inserts ensure a constant cutting diameter and finish quality. For use on routers and machining centers with CNC control.



ØD	B	C	Ød	L	Tool No.
4-3/4(120mm)	5/32 - 5/8(4-15.5mm)	1-5/16	3/4	5-1/2(139mm)	RC-2340 ▲12

▲ Warning: Maximum RPM ▲ 12=12,000



Replacement Parts

- Blades #AMA-17(2), RCK-71(4), RCK-18(2)
- Wedge #WB-12
- Hex screw #67113
- Washer set #67208
- Blade nut #67056, 67172
- Arbor #47619
- Washer #67210
- Cover #67212
- Arbor screw #67060
- Hex key #5007
- Torx key #5090



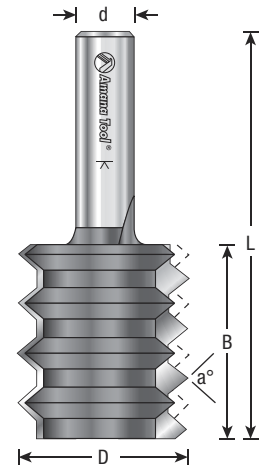
RAISED PANEL 'V' JOINT

Carbide Tipped

The principal benefit of this glue-joint bit is that the glue seam is far less evident on the bevels of raised panels. Equally important, setup is fast. Cut one half of each joint with the bit at any height. Simply raise or lower the bit 3/32" before cutting the mates. As with all glue-joint bits, the cutter profile expands the edge-to-edge glue surface, but more importantly, produces the precise surface alignment that's essential for fast glueups. For best results use in a router table.



ØD	B	a°	Ød	L	Tool No.
1-3/8	1-37/64	80°	1/2	3-1/16	45790



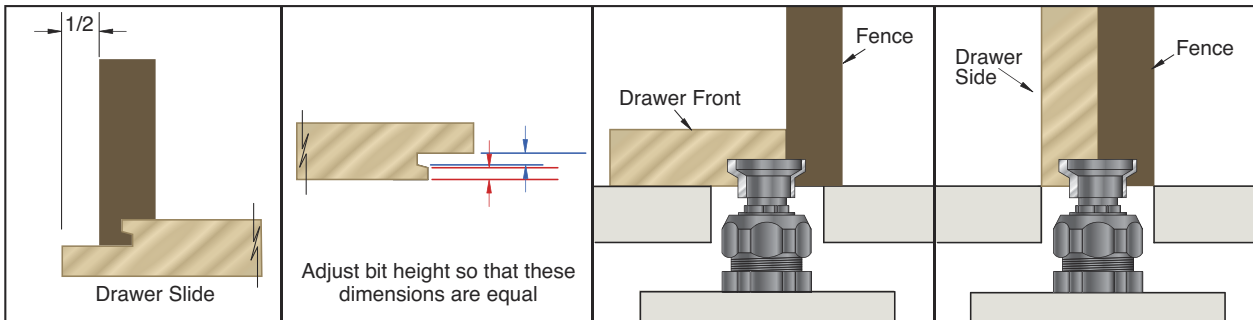

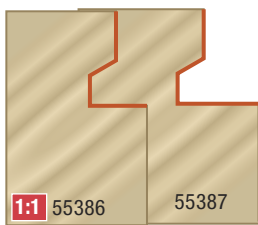
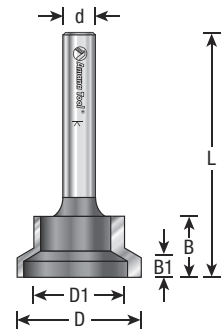
DRAWER LOCK

Carbide Tipped • 2 Flute

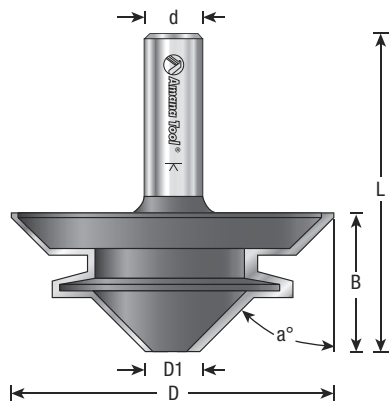
With this one bit, cut a lock joint that's ideal for quick construction of strong drawer boxes. Use in a table-mounted router only. The same bit setting is used for both halves of the joint; adjust the fence position slightly to switch between sides and fronts/back. The drawer front (or back) is laid flat on the tabletop and fed across the cutter. The side is braced vertically against the fence and fed across the cutter. You can use stock of any thickness and any composition and produce flush or lipped drawers. For best results use in a table-mounted router.



ØD	ØD1	B	B1	Ød	L	Tool No.
3/4	1/2	1/2	5/32	1/4	1-5/16	55386
1	23/32	1/2	5/32	1/2	1-5/16	55387



Bit height is identical for both cuts. Fence position must be adjusted.



45° LOCK MITER

Carbide Tipped • 2 Flute

The lock miter is an interlocking edge-to-edge joint, typically used at the corners of casework. Used in a table-mounted router, run at reduced speed, this bit cuts both halves of the joint. The same setup of bit and fence cuts both parts. One part is laid flat on the tabletop and fed across the cutter. The second is braced vertically against the fence and fed across the cutter. For best results use in a table-mounted router.

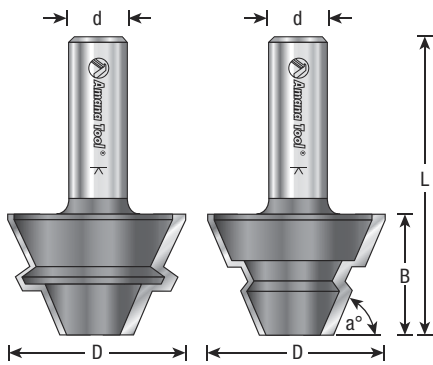


ØD	D1	B	a°	Ød	L	Material Size	Tool No.
1-1/2	12.1mm	1/2	45°	1/4	1-5/8	5/16-7/16	55393
1-5/8	13.2mm	5/8	45°	1/4	1-3/4	3/8-1/2	55391
1-3/4	6.4mm	7/8	45°	1/2	2-1/8	3/8-3/4	55389
2-11/16	9.2mm	1-3/16	45°	1/2	2-5/8	1/2-1-1/8	55390 ▲ ¹⁸

▲ **Warning:** Maximum RPM ▲¹⁸ = 18,000



Each 45° Lock Miter Cutter includes
Full Color Instruction Manual



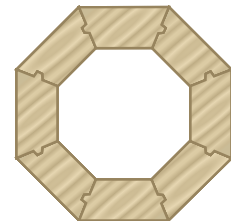

22.5° LOCK MITER SET

Carbide Tipped • 2 Flute

Intended primarily for corner cabinetry, this two-bit set produces a 45° assembly. One bit bevels & grooves the work-piece, the second bevels and forms a tiny tongue on the mating edge. The set can be used in assembling any octagonal structure, from boxes and planters up to posts. Works on stock thicknesses minimum 3/8" to max 3/4." For best results use the bits in a table-mounted router, and adjust each to the same elevation. That is, measure from the tabletop to the bit top when you make the cuts with the first bit, then set the second bit to the same height.



ØD	B	a°	Ød	L	Tool No.
1-15/32	7/8	22.5°	1/2	2-3/8	55395



2 PIECE EDGE BANDING SETS

Carbide Tipped • 2 Flute

This two-piece bit set provides an economical way to create your own edge banding from the wood of your choice. This is a great way to create a finished edge on plywood or MDF panels and shelves which blends perfectly with the rest of your project.

Using this bit set is simple. Just position each bit so that it is centered on the stock thickness and make the cut. For the best results we recommend that you cut the edge band stock slightly oversize and then flush trim it after assembly.

This unique set is available in two styles: 90° or 60°.

The 90° bits can also be used to create V-grooves or double-sided chamfers while the 60° set creates a larger surface area for glue.

Carbide tipped for long life. For stock 3/4" to 1" in thickness.


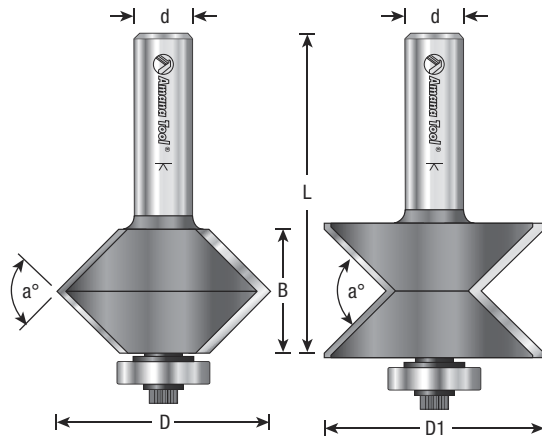
For use only in a table-mounted router.




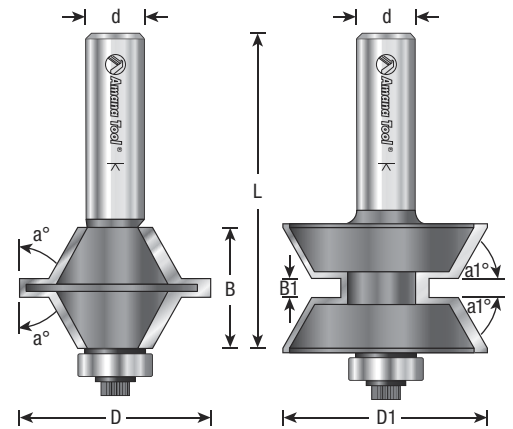
ØD	ØD1	B	B1	a°	a1°	Ød	L	Tool No.
1-25/32	1-13/16	1-1/32	—	90°	—	1/2	2-21/32	55466
1-19/32	1-45/64	1	5/32	30°	60°	1/2	2-5/8	55468

Replacement bearing for #55466 use (2) #47720.

Replacement bearing for #55468 use (1) #47720 and (1) #47718.


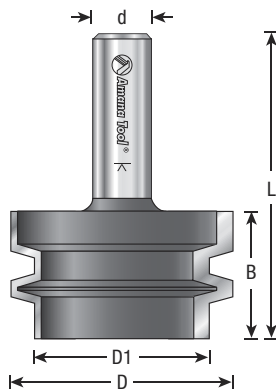
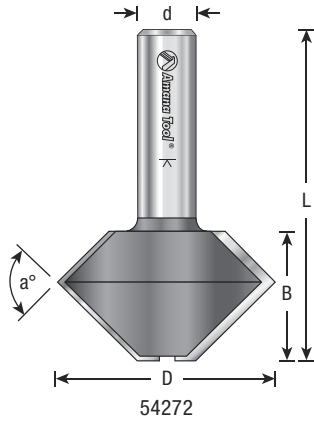
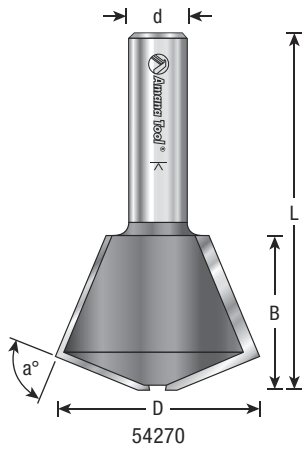


55466



55468





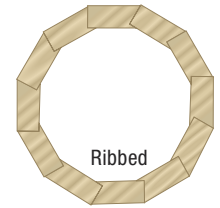
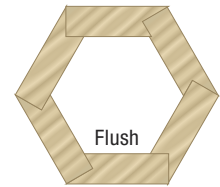
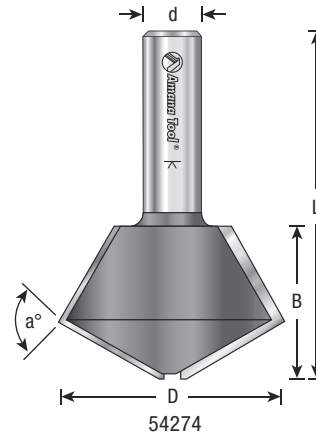
MULTI-SIDED GLUE JOINT/BIRD'S-MOUTH

Carbide Tipped • 2 Flute

If you're looking for a better way to construct multi-sided boxes, planters, and columns, then look no further. With these bits, there's no need for complex miters and time-consuming set-ups. Instead, simply choose the bit based upon the number of sides on the box, rout the joint, and assemble. Unlike a miter joint, the joint created by these bits aligns itself. And the joint stays in alignment while gluing; no more slipping and sliding out of position.



ØD	B	# Sides	a°	Ød	L	Tool No.
1-5/8	1-1/4	16	67.5°/22.5°	1/2	2-7/8	54270
1-3/4	1-3/64	8	45°/45°	1/2	2-21/32	54272
1-7/8	1-1/4	6 or 12	60°/30°	1/2	2-7/8	54274



GLUE JOINT

Carbide Tipped • 2 Flute

The glue joint cut by this bit is strong and self-aligning. One setup produces both halves of the joint. Adjust the bit so the center of its profile aligns with the stock center. Cut one part face down, the mate face up.

For stock between 5/8" and 1" in thickness. Must be used in a table-mounted router. Since there is no guide bearing, use the router-table fence to control the cut.



ØD	ØD1	B	Ød	L	Tool No.
1-7/8	1-7/16	1-3/32	1/2	2-5/8	55388



TONGUE & GROOVE ASSEMBLY

Carbide Tipped • 2-Wing with Ball Bearing Guide

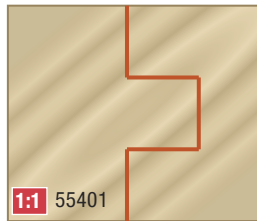
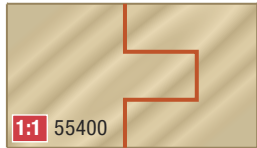
Cut perfectly fitted tongue-and-groove joints on stock between 3/8" and 1-1/8" thick with a table-mounted router and this assembly. The tool consists of an arbor with an integral shank, two identical, removable slotting cutters, and a pair of bearings. To cut tongues, sandwich one bearing between the two cutters (as in assembly 'A'). To cut slots, mount one cutter between the two bearings (as in assembly 'B').



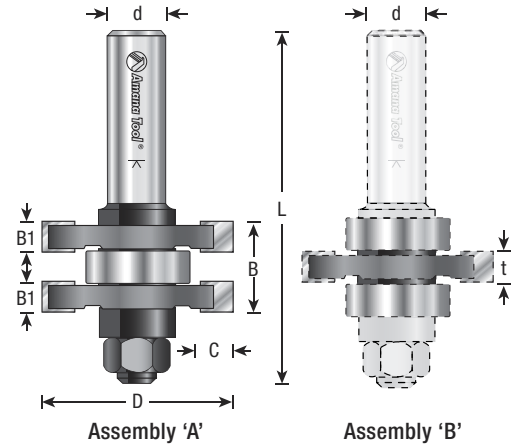
1-Piece Assembly

ØD	B	B1	C	Ød	t	L	Tool No.
1-5/8	3/4	1/4	3/8	1/2	1/4	3	55400 +
1-5/8	1-1/8	3/8	3/8	1/2	3/8	3-3/8	55401 •

- + Can be used on 1/2" through 3/4" thick material.
- Can be used on 3/4" through 1-1/8" thick material.



Each Tongue & Groove Assembly includes
Full Color Instruction Manual



Tongue is cut as shown in assembly 'A'.
For groove cut, reassemble the tool as shown in assembly 'B'.

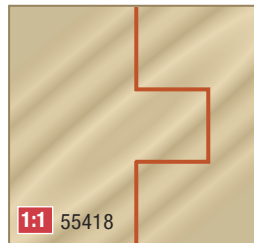
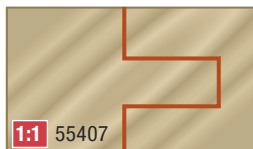
TONGUE & GROOVE 2-PC. SET

Carbide Tipped • 2-Wing with Ball Bearing Guide

Each set contains two complete tongue & groove assemblies, one to cut tongues, one to cut slots.


ØD	B	B1	C	Ød	t	L	Tool No.
1-5/8	17/32	13/64	3/8	1/2	1/8	3	55408 *
1-7/8	3/4	1/4	1/2	1/2	1/4	3	55407 +
1-5/8	1-1/8	7/16	3/8	1/2	1/4	3-5/16	55416 † New
1-5/8	1-1/4	7/16	3/8	1/2	3/8	3-5/16	55418 • New

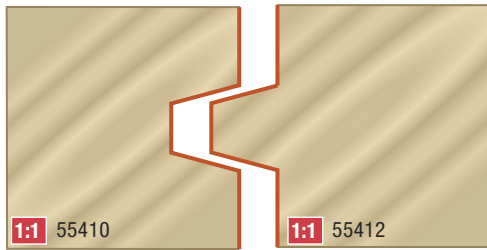
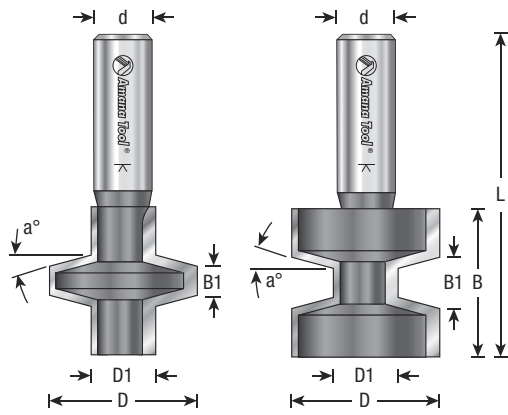
- * Can be used on 3/8" through 1/2" thick material.
- + Can be used on 1/2" through 3/4" thick material.
- † Can be used on 1/2" through 1-1/8" thick material.
- Can be used on 5/8" through 1-1/4" thick material.



Replacement Parts for Tongue & Groove:

Description	Order #
1/4" Kerf Cutters (2 required) for Tool #55400	55354
3/8" Kerf Cutters (2 required) for Tool #55401	55353
1/2" Shank Arbor With Nut For Tool #55400	47612
1/2" Shank Arbor With Nut For Tool #55401	47613
Ball Bearing Guide (2 required)	47708
.05mm Shims (3 required)	55356
.10mm Shims (3 required)	55357
1mm Black Washer	55402
6mm Steel Spacer	55368






WEDGE TONGUE & GROOVE

Carbide Tipped • 2 Flute

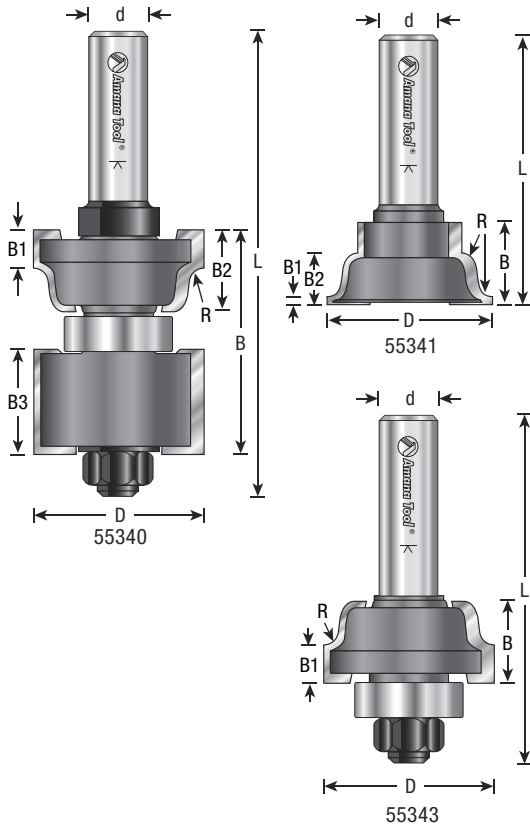
The tongue-and-groove joint cut by this two-bit set can be used for applications as diverse as assembling broad tabletops and other panels and making strip flooring. Use it on stock from 5/8" through 1-1/4" thick. The bits are available individually or as a two-piece set. Use in a table-mounted router.



ØD	ØD1	a°	B	B1	Ød	L	Description	Tool No.
1-1/4	9/16	15°	1-1/4	1/4	1/2	2-3/4	Wedge Groove	55410
1-1/4	9/16	15°	1-1/4	7/16	1/2	2-3/4	Wedge Tongue	55412
Complete Wedge Tongue & Groove 2 Piece Set (Includes 55410 & 55412)								55414



#55414 Set




OGEE WINDOW SASH & RAIL

Carbide Tipped • 2 Flute with Ball Bearing Guide

This reversible assembly is designed to cut window sash and glass door parts, including rails, stiles, mullions, and muntins, on stock between 1-1/8" and 1-3/4" thick. Assembly includes an ogee profile cutter, a rabbet cutter, one bearing, a 1/2" shank arbor, spacers, shims, and washers. Configure as shown in the drawing to cut cut profile and rabbet on all parts. Switch bearing and profile cutter and replace rabbet cutter with spacers to rout the copes. Use in a table-mounted router.



ØD	R	'A' Reveal	B	B1	B2	B3	Ød	L	Tool No
1-3/8	1/8	1/4	1-55/64	5/16	43/64	7/8	1/2	3-3/4	55340
1-3/8	1/8	—	21/32	1/16	27/64	—	1/2	2-1/8	55341
1-9/64	1/8	—	43/64	5/16	—	—	1/2	2-1/8	55343



Each Ogee Window Sash & Rail Cutter includes
Full Color Instruction Manual



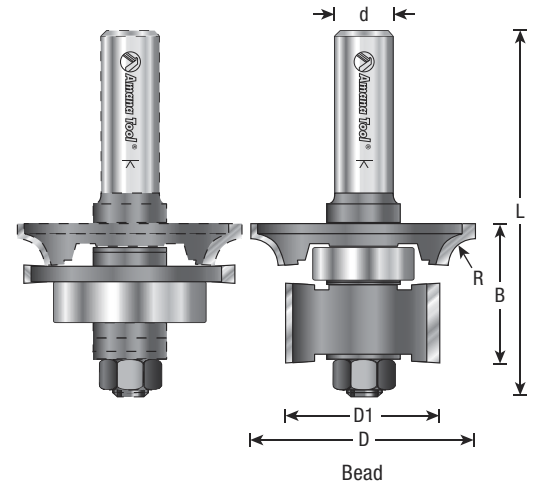
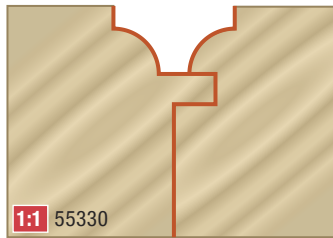
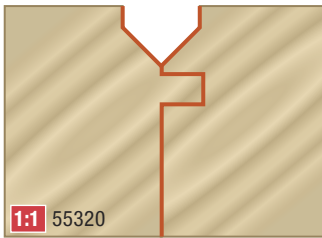
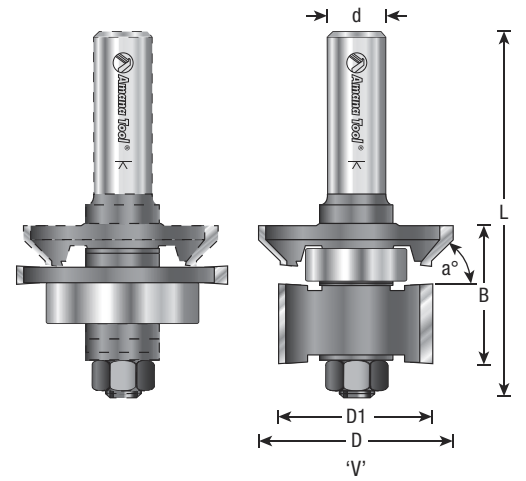
BEAD AND 'V' PANELING ASSEMBLY

Carbide Tipped • 2-Wing with Ball Bearing Guide

These assemblies are designed to cut tongue & groove joinery for solid wood paneling. Two patterns, a 1/4" bead (#55330) or a 45° 'V' (#55320), are available individually or as a set. Each assembly comprises a profile cutter, a rabbet cutter and a groove cutter, two different-size bearings, a 1/2" shank arbor, and a selection of washers, shims and spacers. Assemble the profile cutter, small bearing, and rabbet cutter as shown in the solid drawing to cut the tongue. To rout the groove, mount the groover and large bearing with the profiler, as shown in the ghosted drawing. The tool will work with stock from 1/2" through 1" thick.



ØD	ØD1	R	a°	B	Ød	L	Type	Tool No.
1-13/16	1-5/16	—	45°	1/2 to 1-3/16	1/2	3-1/8	'V'	55320
1-15/16	1-5/16	1/4	—	1/2 to 1-3/16	1/2	3-1/8	Bead	55330



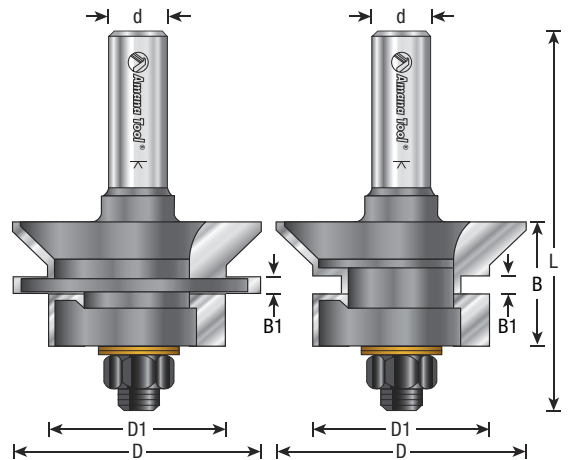

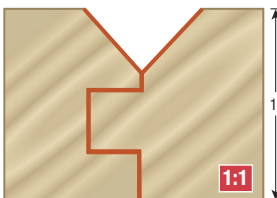
ADJUSTABLE 'V' PANEL SET

Carbide Tipped • 2-Wing

This assembly is designed to create attractive 'V' groove paneling. Included in this set are spacers to produce 'V' paneling from 1/2," 3/4" or 1" thick stock.



ØD	ØD1	B	B1	Ød	L	Tool No.
2-11/64	1-37/64	1-1/8	5/32 to 5/16	1/2	3-3/8	55346



Flooring Solutions



TONGUE & GROOVE FLOORING SETS



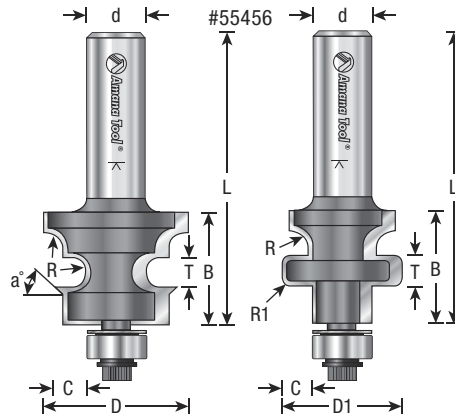
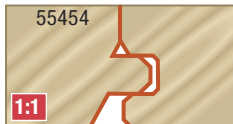
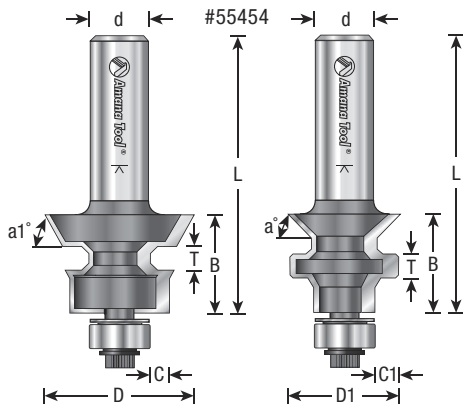
Carbide Tipped • 2 Flute with Nail Slot

Build your own wood floor with the **wood of your choice!** Amana Tool® now has the solution for this task. Set #55456 was designed for 5/8" to 3/4" stock thickness, while set #55454 is for 1/2" to 5/8" stock thickness.



Material Size	ØD	ØD1	a°	a1°	R	R1	T	C	C1	B	d	L	Tool No.
1/2 to 5/8	1-1/4	15/16	45°	60°	—	—	13/64	.163	.197	3/4	1/2	2-3/4	55454
5/8 to 3/4	1-13/64	1	45°	—	1/8	1/16	1/4	1/4	—	15/16	1/2	2-7/8	55456

Replacement bearing #47706.



Tongue & Groove Shaper Cutters for Custom Wood Flooring

See page 334.

INDUSTRIAL

Miniature

with 3/16" Ball Bearing Guide

- Bearing stays cool unlike brass pilots
- Rout intricate contours for delicate projects
- Perfect for crafters & hobbyists
- Lettering/signmaking
- Fine musical instruments



ONE OF THE SMALLEST
DIAMETER PLUNGE BIT WITH BALL BEARING
IN THE INDUSTRY!

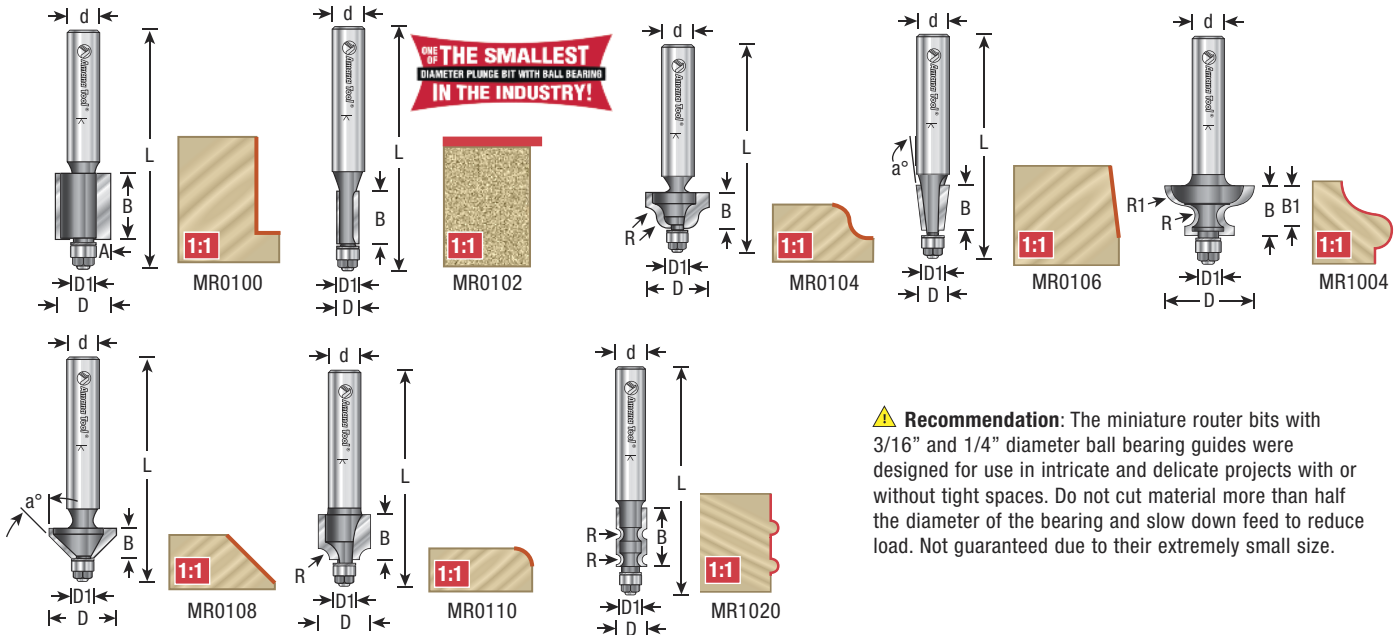


Carbide Tipped • Reach Tighter Corners Without Burn Marks!

We've created the smallest bearing guides in the industry! If you've often wanted to trim and shape small details in tight corners, but were disappointed by the scoring and burning left behind by solid pilot bits, we've got what you've been looking for: the most commonly used profiles in miniature sizes – complete with tiny miniature ball bearing guides. These bits are perfect for signs, lettering, small boxes, and musical instruments!

ØD	ØD1	R	R1	a°	B	B1	A	Ød	L	Description	Tool No.
5/16	3/16	—	—	—	1/2	—	1/16	1/4	2	Rabbet	MR0101
7/16	3/16	—	—	—	1/2	—	1/8	1/4	1-7/8	Rabbet	MR0100
3/16	3/16	—	—	—	7/16	—	—	1/8	1-23/32	Flush Trim	MR0105
3/16	3/16	—	—	—	7/16	—	—	1/4	2	Flush Trim	MR0102
3/16	3/16	—	—	—	3/4	—	—	1/4	2-7/16	Flush Trim	MR0103
9/16	3/16	3/32	—	—	5/16	—	—	1/4	1-7/8	Roman Ogee	MR0104
11/16	3/16	5/32	—	—	27/64	—	—	1/4	1-7/8	Roman Ogee	MR0110
39/64	3/16	5/64	1/8	—	11/32	17/64	—	1/4	1-13/16	Edge Molding	MR1004
1/4	3/16	—	—	7°	3/8	—	—	1/4	1-7/8	Bevel Trim	MR0106
1/2	3/16	—	—	22.5°	1/2	—	—	1/4	1-7/8	Bevel Trim	MR0107
9/16	3/16	—	—	45°	1/4	—	—	1/4	1-7/8	Bevel Trim	MR0108
5/16	3/16	1/16	—	—	5/16	—	—	1/4	1-13/16	Corner Rounding	MRR108
3/8	3/16	3/32	—	—	3/8	—	—	1/4	1-13/16	Corner Rounding	MR0110
7/16	3/16	1/8	—	—	3/8	—	—	1/4	1-13/16	Corner Rounding	MR0112
1/2	3/16	5/32	—	—	3/8	—	—	1/4	1-13/16	Corner Rounding	MR0114
9/16	3/16	3/16	—	—	3/8	—	—	1/4	1-13/16	Corner Rounding	MRR110
11/16	3/16	1/4	—	—	13/32	—	—	1/4	1-7/8	Corner Rounding	MRR112 <i>New</i>
17/64	3/16	.039	—	—	11/32	—	—	1/4	1-7/8	Double Bead	MR1020

Replacement bearing #47775; Hex nut #67135; Lock washer #67129.



Recommendation: The miniature router bits with 3/16" and 1/4" diameter ball bearing guides were designed for use in intricate and delicate projects with or without tight spaces. Do not cut material more than half the diameter of the bearing and slow down feed to reduce load. Not guaranteed due to their extremely small size.

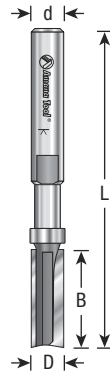
FLUSH TRIM PLUNGE TEMPLATE

Carbide Tipped with Mini Upper Ball Bearing Guide

Each Amana Tool® exclusive miniature bit features either a 3/16" or 1/4" diameter ball bearing guide that is much smaller than other ball bearing router bits on the market, making the bits ideal for delicate projects such as signmaking, building musical instruments, routing letter edges, flush trimming and plunging tight corners and confined areas and high production.

The cutting edge of each router bit is engineered from our exclusive carbide grade designed to deliver the highest quality of cut, maximum cutting efficiency prolonged tool life. The bits can fit into tight spaces and sharp corners where a larger diameter bearing cannot, making it easier for users to work on finely detailed work pieces that have intricate contours, tight confines and narrow openings.

The series' innovative design also delivers a consistent edge that eliminates hand sanding or filing, thus saving users time and labor. Can be used on wood and plastics.



ONE OF THE SMALLEST DIAMETER PLUNGE BIT WITH BALL BEARING IN THE INDUSTRY!

ØD	B	d	L	Repl. Bearing	Tool No.
3/16	1/2	1/8	2	47775 (3/16)	47220
3/16	1/2	1/4	2	47775 (3/16)	47222
3/16	1/4	1/4	1-3/4	47775 (3/16)	47222-S
1/4	1/4	1/8	1-15/16	47723 (1/4)	47223-S
1/4	3/4	1/4	2-7/16	47723 (1/4)	47224
1/4	1/4	1/4	1-15/16	47723 (1/4)	47224-S

Attention: Due to extremely small diameter (D), reduce RPM and Feed Rates (IPM) by 30-50% to prevent tool breakage. Bits are not guaranteed due to extremely small diameter.

Warning: Maximum RPM=35,000

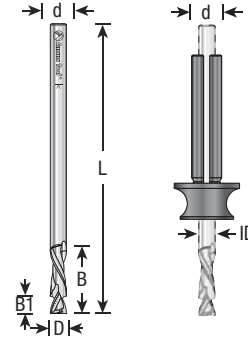
MINI COMPRESSION SPIRAL & ADAPTER

Solid Carbide

Unique extra small diameter solid carbide compression spiral bit for intricate work, signmaking, cutting out lettering and shapes. Features special adapter to fit handheld trim routers, routers and CNC machines.



Description	ØD	ID	B	B1	Ød	L	Tool No.
Set Includes Two #46180 Bits and One #47632 Router Adapter							46184
S.C. Compression Bit	1/8	—	13/16	7/32	1/8	2-1/2	46180
Router Adapter	—	1/8	—	—	1/4	—	47632





FLOORING - STRAIGHT & ROUNDED CUTTERS


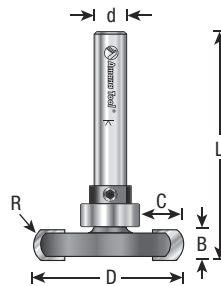
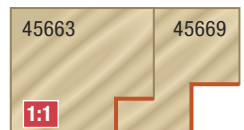
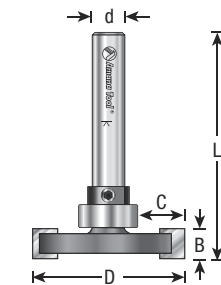
Carbide Tipped • 2 Flute • For "Undercutting"

Dedicated cutters with changeable bearings. These bits are designed for slotting wood flooring, inlays and medallions.



ØD	R	C	B	Ød	L	Replacement Bearing	Collar	Type	Tool No.
0.894	—	5mm	4.5mm	1/4	2-1/4	47701	47724	Straight	45663
1-1/8	—	1/4	1/8	1/4	1-7/8	47712	47724	Straight	45672
1-1/4	—	3/8	1/4	1/4	1-7/8	47701	47724	Straight	45668
1-1/4	1/8	3/8	1/4	1/4	1-7/8	47701	47724	Rounded	45676
1-1/4	—	3/16	5/32	1/4	1-7/8	47708	47724	Straight	45674
1-1/4	—	1/4	1/4	1/4	1-7/8	47714	47724	Straight	45669
1-1/4	1/8	5/16	1/4	1/4	1-7/8	47712	47724	Rounded	45678
1-39/64	—	9/64	7/64	1/4	1-41/64	47778	47724	Straight	45680 <i>New</i>

Note: See pages 93-94 for upper bearing bits used in flooring industry. For medallion inserts (#45481, #45460-S, #45462-S, #45464-S).



FLUSH TRIM PLUNGE TEMPLATE

Carbide Tipped • 2 Flute with Upper Ball Bearing

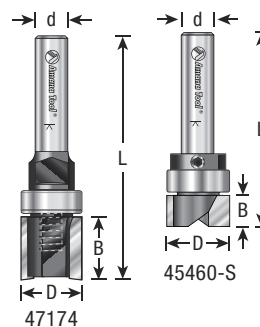
A versatile bit, useful for template/pattern routing of parts, joints, and internal cuts. It can be used in handheld and table-mounted routers.



ØD	B	Ød	L	Replacement Bearing	Collar	Tool No.
3/16	1/4	1/4	1-3/4	47775	—	47222-S
3/16	1/2	1/8	2	47775	—	47220
3/16	1/2	1/4	2	47775	—	47222
1/4	1/4	1/8	1-15/16	47723	—	47223-S
1/4	1/4	1/4	2-1/2	47723	—	47224-S
1/4	3/4	1/4	2-7/16	47723	—	47224
1/2	3/8	1/4	2-1/4	47701	47724	45481 *
1/2	1/4	1/4	1-5/8	47701	47724	45460-S
1/2	1/2	1/4	1-15/16	47706	—	47174 †
1/2	1/2	1/4	2	47701	47724	45487
1/2	3/4	1/4	2-1/4	47701	47724	45491

* For use on hardwood & flooring medallions. See page 90 for additional flooring bits.

† Replaces Ocemco TA-170. See page 104 for more info.



*Undercut Floor King™ Saw Blades For
Crain® & Roberts® Saws*

visit www.timberline-amana.com



INDUSTRIAL

Rattle-Free Cabinet Doors

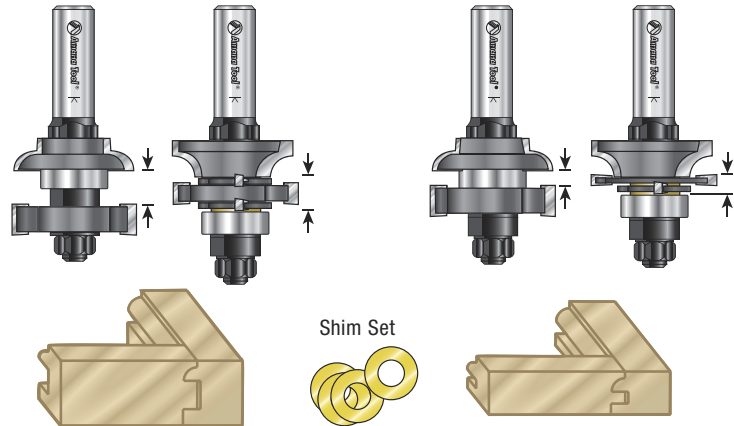
Designed for Undersized Plywood



instyle™
& RAIL SYSTEM

CUT PRECISE GROOVES TO PROVIDE UNDERSIZED PLYWOOD VENEERED PANELS WITH A SNUG, RATTLE-FREE FIT.

- Adjust the panel groove width (3/16" to 9/32" for 1/4" plywood), (7/16" to 17/32" for 1/2" plywood).
- Cuts frame stock from 5/8" through 1-1/4" thickness.
- Designed to cut precise grooves to provide undersized plywood veneered panels with a snug rattle-free fit.
- Each set includes 2 pcs. (1 for stile cuts and 1 for rail cuts and shims).



"Thick" Configuration Assembly
7/16" to 17/32" for 1/2" plywood panel (1-1/4" doors)

"Thin" Configuration Assembly
3/16" to 9/32" for 1/4" plywood panel (3/4" doors)



Each Instyle & Rail System™ includes
Full Color Instruction Manual



[Watch Video Online](http://www.amanatool.com/videos)
www.amanatool.com/videos

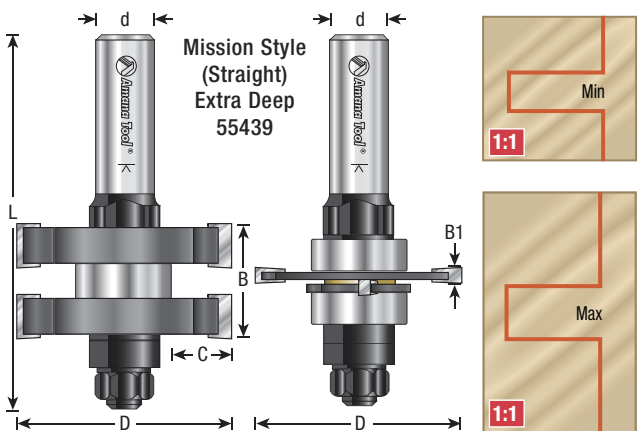
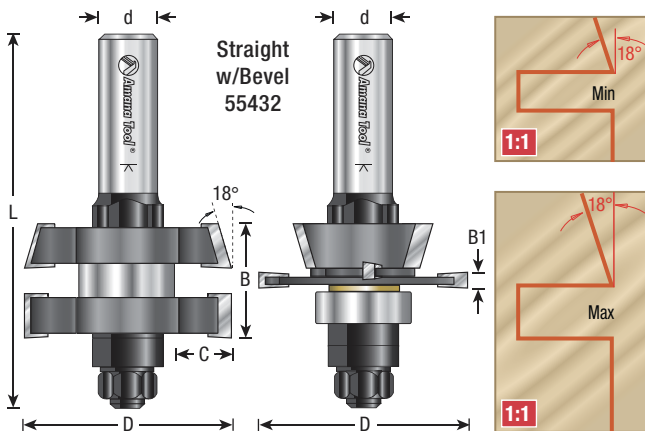
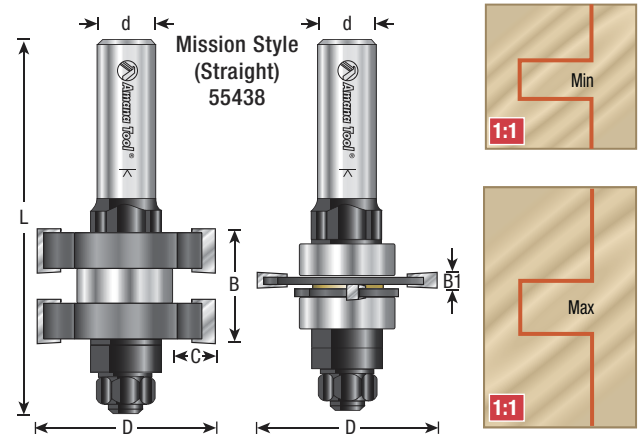
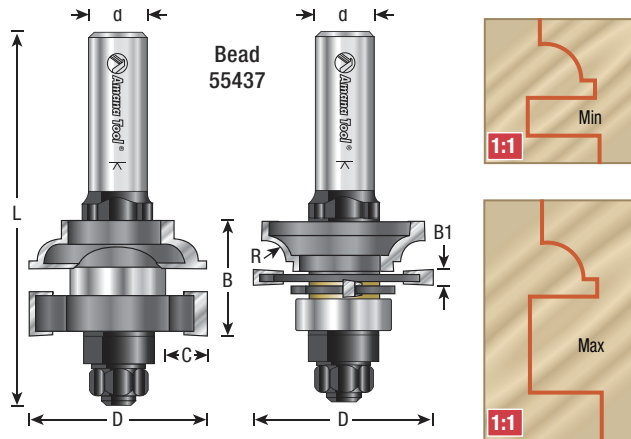
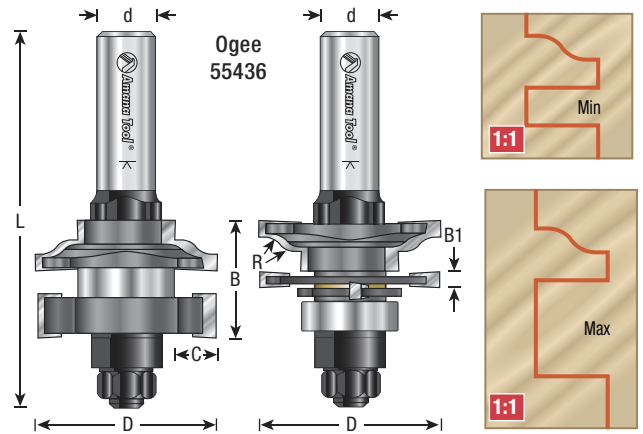
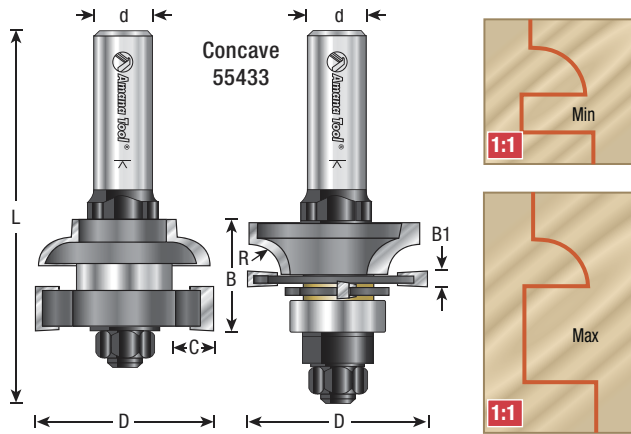
FLAT PANEL STILE & RAIL SETS

Carbide Tipped with Ball Bearing Guide • 5/8" to 1-1/4" Material

Bits in these sets have profile and groove or rabbet cutters and ball-bearing guide mounted on a 1/2" shank. Respacing of the components should only be necessary – using the provided shims – after the cutters have been resharpened. Guide straight cuts with the fence; use the pilot bearing only for cuts on curved rails or stiles.



ØD	R	B	B1 for		C	Ød	L	Type	Tool No.
			1/4" Plywood	1/2" Plywood					
1-5/8	5/32	5/8 to 1-1/8	3/16 to 9/32	7/16 to 17/32	3/8	1/2	3-11/32	Concave	55433
1-5/8	1/4	5/8 to 1-1/8	3/16 to 9/32	7/16 to 17/32	3/8	1/2	3-11/32	Ogee	55436
1-5/8	3/16	5/8 to 1-1/8	3/16 to 9/32	7/16 to 17/32	3/8	1/2	3-11/32	Bead	55437
1-5/8	—	5/8 to 1-1/8	3/16 to 9/32	7/16 to 17/32	3/8	1/2	3-11/32	Mission (Straight)	55438
1-7/8	—	5/8 to 1-1/8	3/16 to 9/32	7/16 to 17/32	1/2	1/2	3-11/32	Mission (Straight)	55439
1-7/8	—	5/8 to 1-1/8	3/16 to 9/32	7/16 to 17/32	1/2	1/2	3-11/32	Straight with Bevel	55432



ADJUSTABLE MISSION STYLE TONGUE & GROOVE SET

Insert Carbide • For 5/8" to 1-3/16" Material

Adjust the panel groove width from 5.4mm to 6.6mm using the easy to use adjustment knob – no shims necessary.

The perfect fix for undersized plywood flat panel “Mission Style, Arts & Crafts and Shaker” cabinet doors!

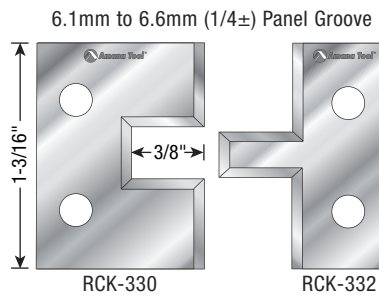
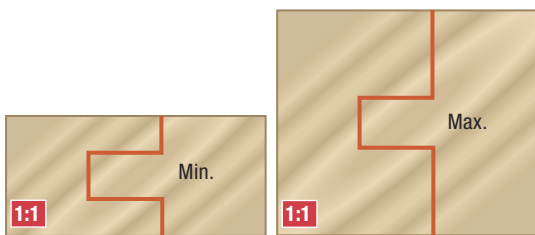
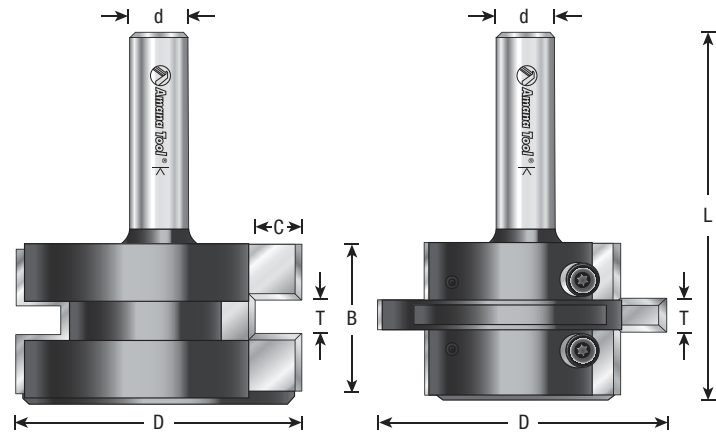
Set includes unique adjustment system

- Designed to cut precise grooves to provide undersized plywood veneered panels with a snug rattle-free fit.
- Each set includes 2 pcs.
 (1 for stile cuts and 1 for rail cuts).



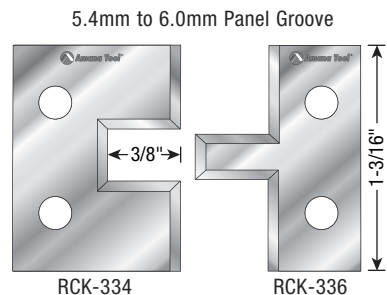

ØD	B	Ød	C	T	L	Max. RPM	Tool No.
2-3/8	1-3/16	1/2	3/8	6.1mm to 6.6mm(1/4±)	2-15/16	18,000	RC-4022

Replacement knives sold individually (2 replacement knives required per bit).
 Replacement screw #67117 & key #5005.



See Page 338 for
 Instile & Rail System™ Tongue
 & Groove Shaper Cutters Sets.

See Page 365 for
 Instile & Rail System™
 Tongue & Groove Insert Carbide
 Shaper Cutter Set.



Optional Knives:

- For 5.5mm undersized 1/4" plywood.
- For 5.9mm oversized 1/4" veneered plywood.

2-PIECE STILE & RAIL SETS

Carbide Tipped • 2-Wing with Ball Bearing Guide

Our stile & rail sets give you two complete bits, one for doing the rail cuts, one for the stiles. Make cabinet doors and all varieties of frame-and-panel assemblies for furniture and architectural applications. These sets are offered in two configurations, one for working material up to 1" thick, the other for material between 5/8" and 7/8" in thickness. The same three profiles are available in either configuration.

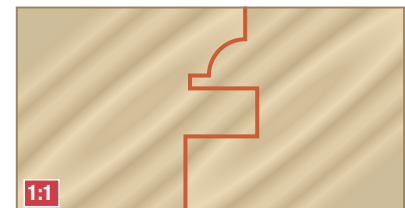
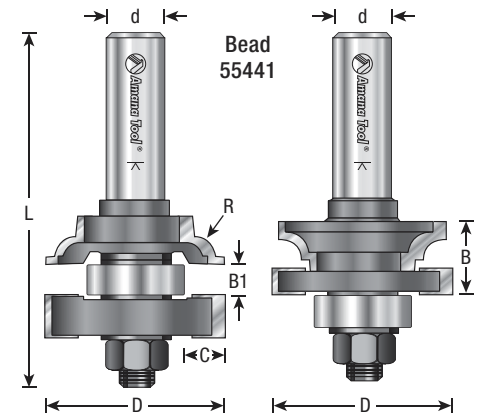
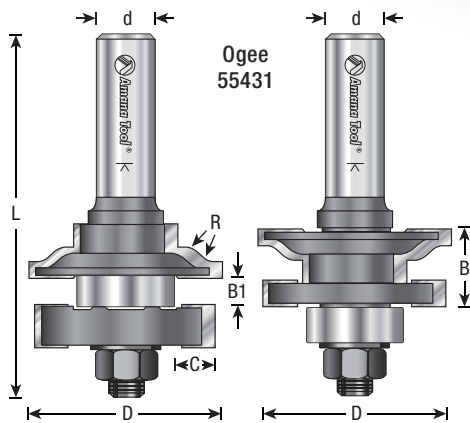

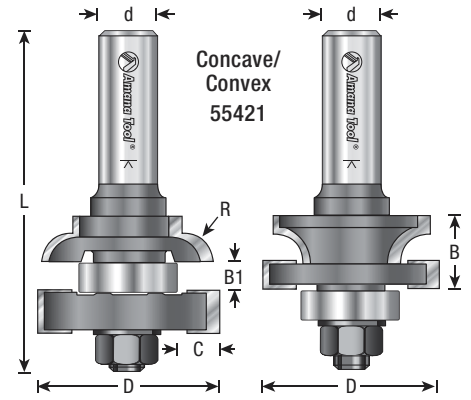
3/4" Material


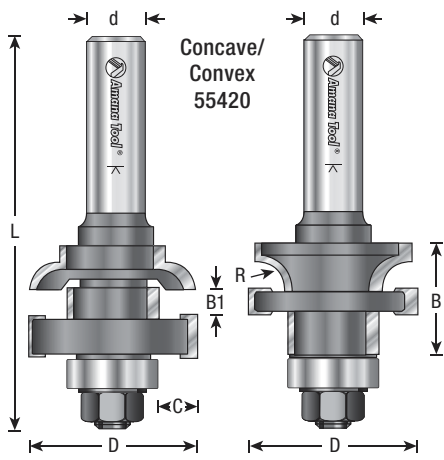
Bits in this set have profile and groove or rabbet cutters and ball-bearing guide mounted on a 1/2" shank. Respacing of the components should only be necessary – using the provided shims – after the cutters have been resharpened. Use in a table-mounted router. Guide straight cuts with the fence; use the pilot bearing only for cuts on curved rails or stiles.



ØD	R	B	B1	C	Ød	L	Type	Tool No.
1-5/8	1/4	11/16	1/4	3/8	1/2	3-1/8	Concave	55421
1-5/8	1/4	11/16	1/4	3/8	1/2	3-1/8	Ogee	55431
1-5/8	3/16	11/16	1/4	3/8	1/2	3-1/8	Bead	55441

Complete listing of replacement parts can be found online.





2-PIECE STILE & RAIL SETS

Carbide Tipped • 2-Wing with Ball Bearing Guide

3/4" to 1" Material

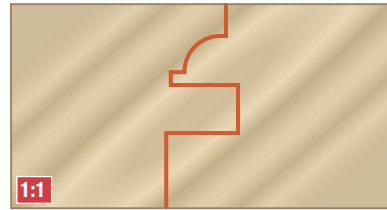
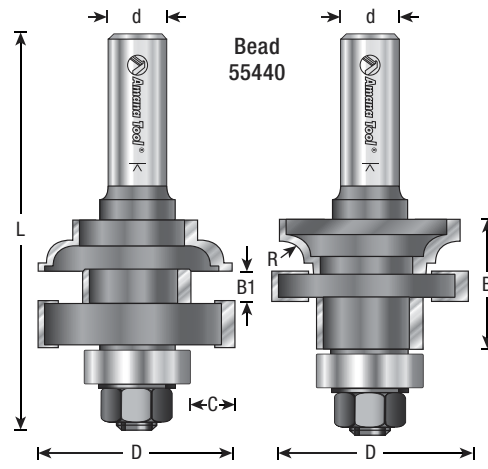

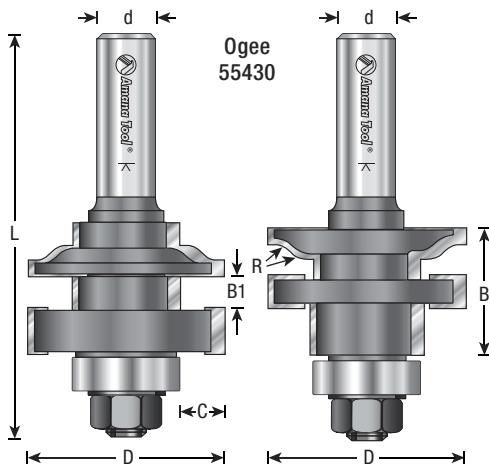
In addition to the components provided with sets of the first type, these sets include two trim cutters for stock 7/8" through 1" in thickness. (These trim cutters can be removed for making bearing-guided cuts on stock under 7/8" thick.)

Use in a table-mounted router. Guide straight cuts with the fence, setting it tangent to the trim cutters. Use the pilot bearing only for cuts on curved rails or stiles; for cuts on curved parts 7/8" to 1" thick, a template must be used.



ØD	R	B	B1	C	Ød	L	Type	Tool No.
1-5/8	1/4	1-1/16	1/4	3/8	1/2	3-5/16	Concave	55420
1-5/8	1/4	1-1/16	1/4	3/8	1/2	3-5/16	Ogee	55430
1-5/8	3/16	1-1/16	1/4	3/8	1/2	3-5/16	Bead	55440

Individual Components: Description	Qty. Required for Tool No.			Order #
	55420	55430	55440	
Concave Profile Cutter	1	—	—	55422
Concave Cope Cutter	1	—	—	55424
Ogee Profile Cutter	—	1	—	55352
Ogee Cope Cutter	—	1	1	55434
Bead Profile Cutter	—	—	1	55442
Bead Cope Cutter	—	—	1	55444
.250" Groove Cutter	1	1	1	55354
.300" Trim Cutter (.865" dia.)	1	1	1	55448
.433" Trim Cutter (.865" dia.)	1	1	1	55450
.400" Rabbet Cutter (1.615" dia.)	1	1	1	55452
.865" Ball Bearing	2	2	2	47708
1/2" Shank Arbor With Nut	2	2	2	47622
.002" Shims	4	4	4	55356
.040" Shims	4	4	4	55402
.004" Shims	4	4	4	55357
3.4mm Spacers	4	4	4	55367



REVERSIBLE STILE & RAIL ASSEMBLIES

Carbide Tipped • 2-Wing with Ball Bearing Guide

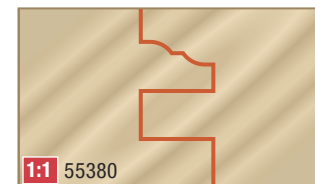
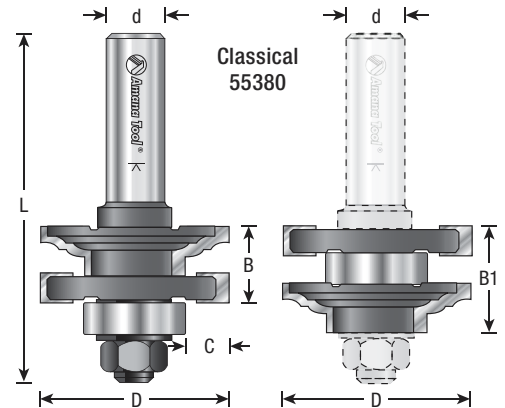

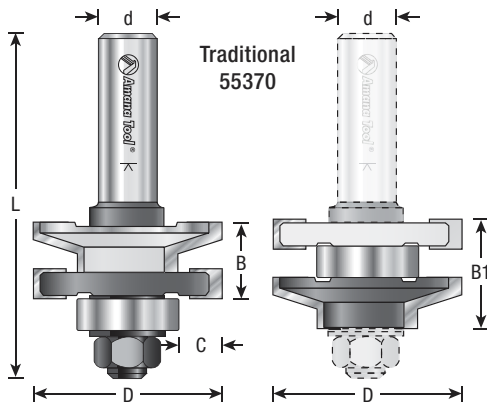
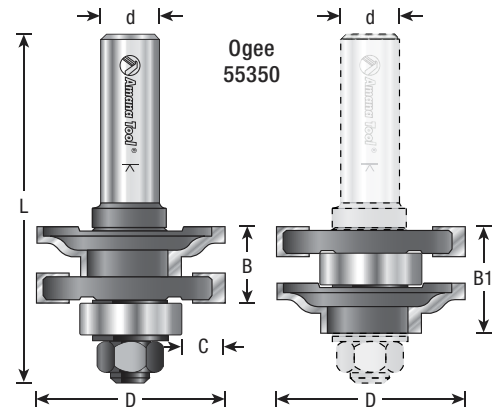
3/4" Material

Cut both the stiles & rails with a single economical assembly. Switch from the stile cut to the rail cut simply by rearranging the cutters and bearing on the arbor. Because the profile and the cope are cut with the same cutter, you get a perfect fit. The assembly order for each setup is shown in the drawing. Use in a table-mounted router. Guide straight cuts with the fence; use the pilot bearing only for cuts on curved rails or stiles.



ØD	Pattern Type	C	B	B1	Ød	L	Tool No.
1-5/8	Ogee	3/8	11/16	7/8	1/2	3	55350
1-5/8	Traditional	3/8	11/16	7/8	1/2	3	55370
1-5/8	Classical	3/8	11/16	7/8	1/2	3	55380

Note: Stile & Rail assemblies can be used on 5/8" through 7/8" material.





STILE & RAIL SET

Insert Carbide • For 3/4" To 1-3/16" Material

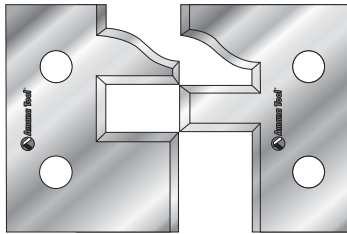
Our stile & rail sets give you two complete bits, one for doing the rail cuts and one for the stiles. Make cabinet doors and all varieties of frame-and-panel assemblies for furniture and architectural applications.



ØD	B	B1	R	Ød	C	L	Max. RPM	Tool No.
2-5/8	1-11/64	1/4	1/4	1/2	3/8	3-1/8	18,000	RC-1130*

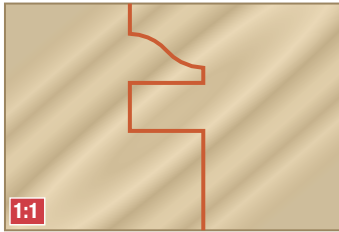
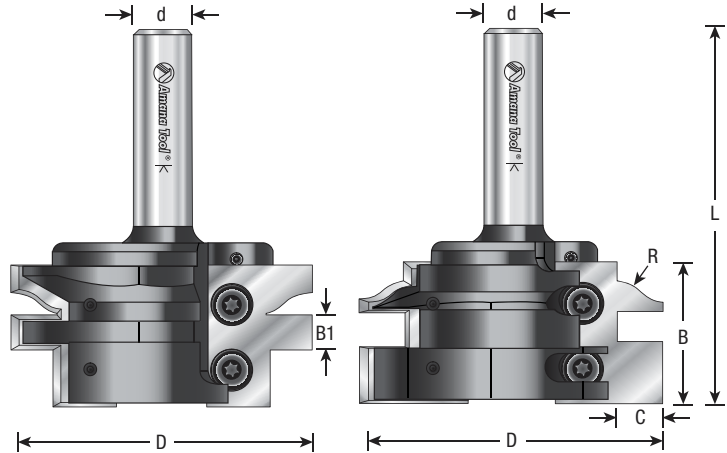
* Set comes with Ogee knives installed (#RCK-215 & #RCK-216).
Replacement parts: Screw #67117; Key #5005.

Ogee Knives Included



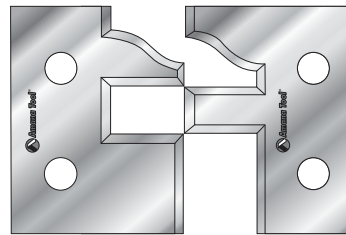
RCK-215

RCK-216



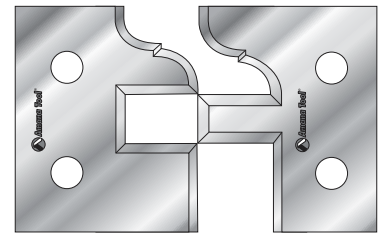
Additional Knives Sold Separately

Ogee Fillet



RCK-211

Classical

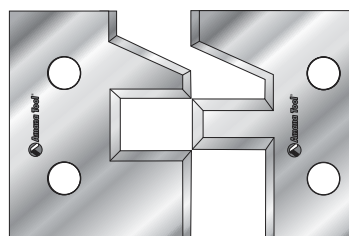


RCK-213

RCK-212

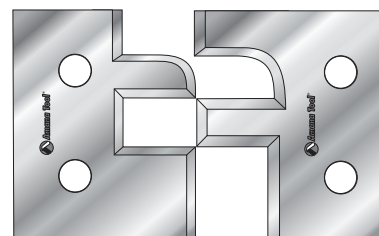
RCK-214

Traditional



RCK-217

Concave Convex



RCK-219

RCK-218

RCK-221

ONE PIECE STILE & RAIL

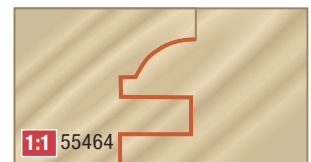
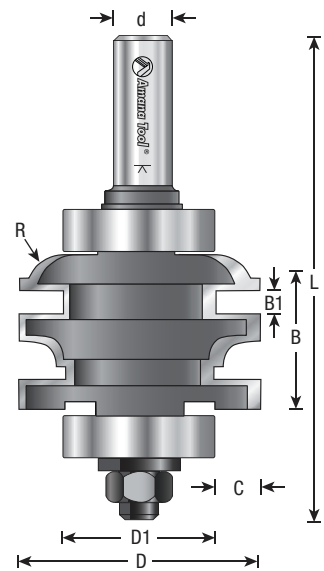
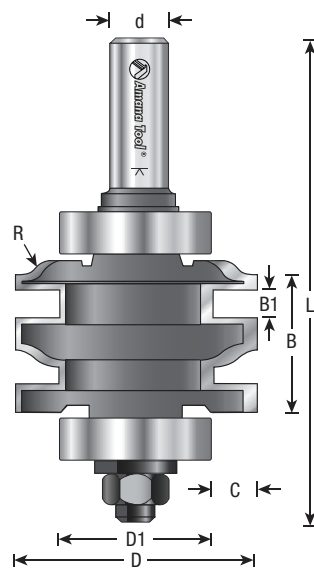
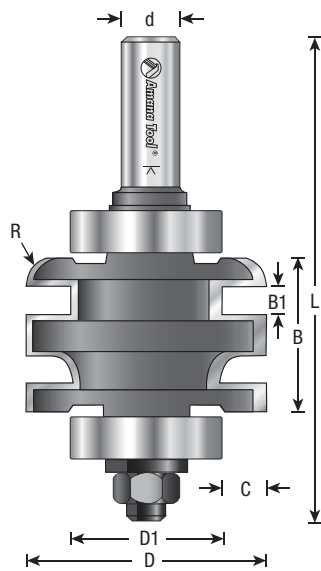
Carbide Tipped • 2 Flute

These one piece stile & rail bits are an easy and effective technique for creating cabinet door frames. You simply adjust the height of the bit accordingly in the router table to cut the profile cut (with bit lowered in the table) and the cope cut (with bit raised in the table).



ØD	ØD1	R	B	B1	C	Ød	L	Tool No.
2	1-1/4	7/32	1-9/32	15/64	3/8	1/2	4-3/32	55460
2	1-1/4	7/32	1-9/32	15/64	3/8	1/2	4-3/32	55462
2	1-1/4	9/32	1-9/32	15/64	3/8	1/2	4-3/32	55464

Replacement parts: Bearing #47744 (2 required); Nut #67131; Washer #67125.



CABINET DOOR & DRAW EDGE FRONT FACE EDGE

Carbide Tipped • 2 Flute

Cuts a decorative edge on cabinet fronts. Shallow design will also work well with European hinges.




ØD	ØD1	R	R1	R2	B	C	Ød	L	Tool No.
1-1/4	1/2	5/64	—	—	3/8	—	1/2	1-7/8	49530
15/16	—	9/64	—	—	1/4	—	1/4	1-5/8	49532
1-1/4	—	7/32	9/64	—	7/16	3/8	1/2	2-25/64	49534
1-9/16	1/2	9/64	11/32	—	7/16	—	1/2	2-19/64	49535
1-3/4	1/2	7/64	17/32	3/32	7/16	—	1/2	2-1/2	49536
1-3/4	1/2	1/8	31/64	—	7/16	—	1/2	2-1/4	49537
1-3/4	1/2	1/4	17/64	—	7/16	—	1/2	2-1/2	49538

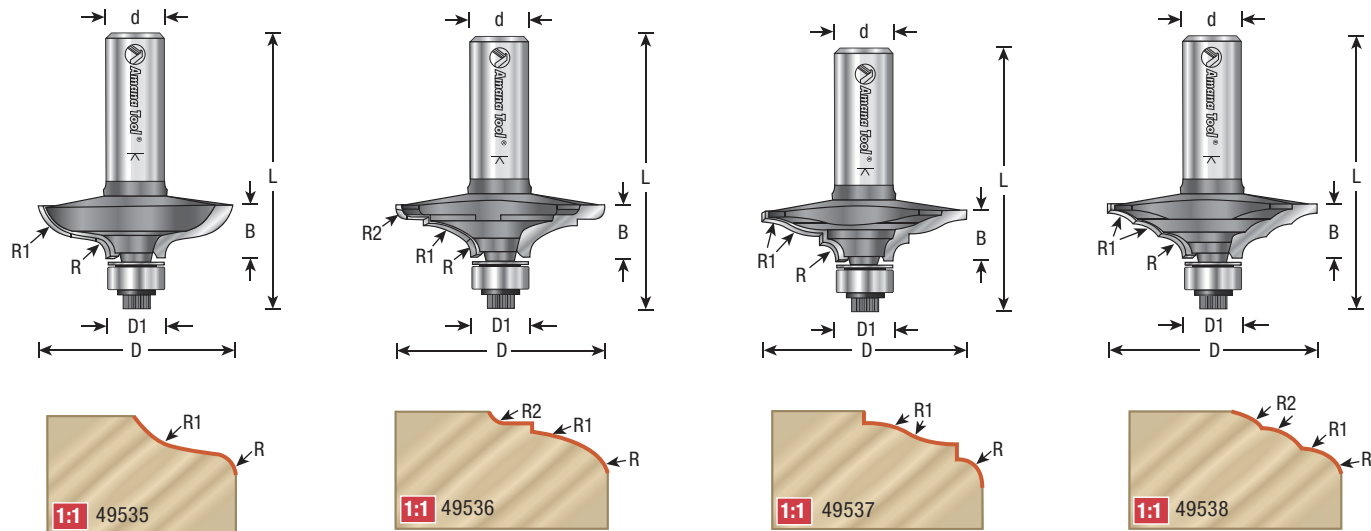
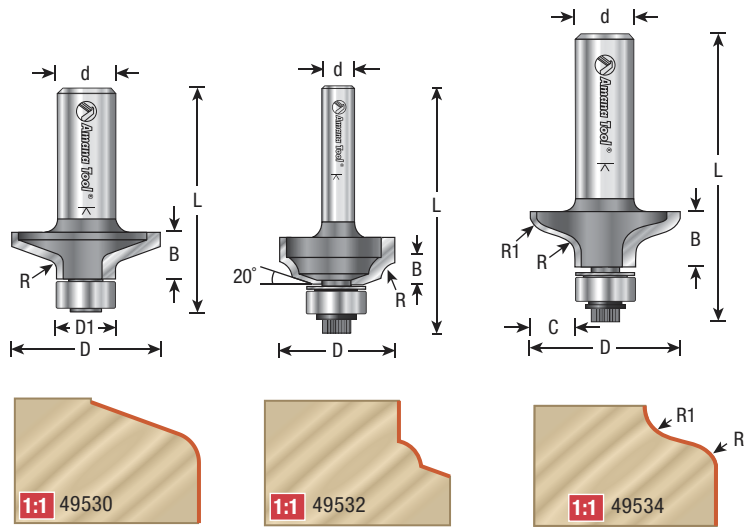
Replacement bearing #47706.



49537



49530



CNC CABINET DOOR EDGE


Insert Carbide

This innovative cutter is part of our Nova System™ (see pages 130-131). The hard, durable carbide blades provide durability, even on abrasive sheet stock. And because the profiles are interchangeable, you'll only need to purchase one bit. Choose from a wide variety of popular profiles illustrated below.

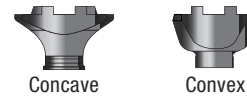


ØD	B	Ød	L	L1	Max RPM	Tool No.
40mm (1-1/2)	17.5mm (11/16)	3/4	110.5mm (4-3/8)	2.5mm (3/32)	28,000	RC-2470 *

* NRC-A13 included.

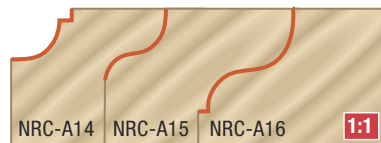
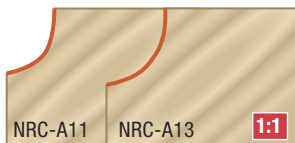
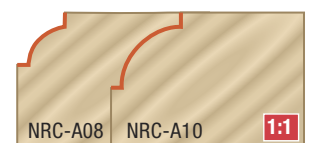
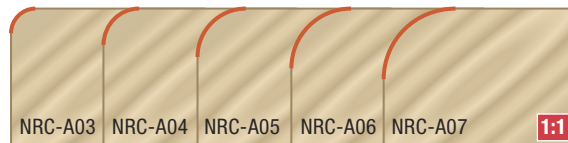
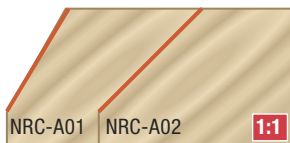


Includes both concave and convex knife retainers.



MULTI-FACE PROFILES

For use with #RC-2470 cutter (above).

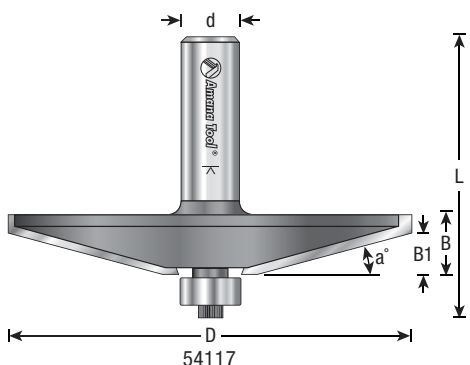
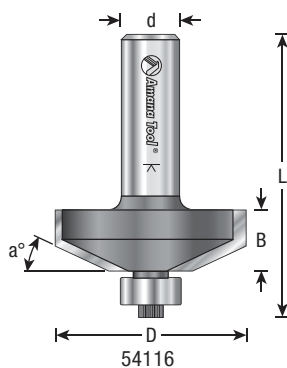
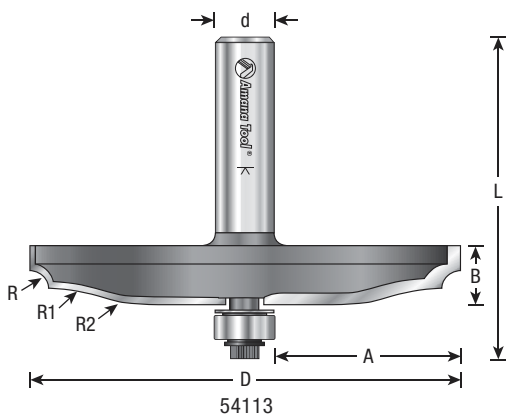




RAISED PANEL

Carbide Tipped • 2 Flute with Ball Bearing Guide

Create raised panels for cabinet doors, frame-and-panel furniture, and architectural paneling with a raised-panel bit. The cutter forms a fillet to delineate the raised field, a shaped band around the field, and an integral tongue to fit the panel groove in the frame members. The profile contour and the reveal width varies. All tools have 1/2" shanks. Must be used in a table-mounted 3+ horsepower router and run at reduced speed. Use these bits for panels with curved edges. Multiple passes recommended.

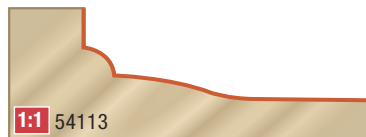


Architectural



ØD	*'A' Reveal	R	R1	R2	B	Ød	L	Tool No.
3-9/16	*1-17/32	5/32	1-23/32	57/64	1/2	1/2	2-43/64	54113

Replacement bearing #47706.



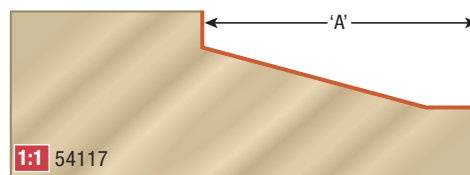
Traditional



ØD	*'A' Reveal	a°	B	B1	Ød	L	Tool No.
1-5/8	*9/16	25°	1/2	—	1/2	2-3/8	54116
3-3/8	*1-7/16	15°	1/2	5/16	1/2	2-3/8	54117 ▲ ¹⁴

Replacement bearing #47706.

▲ **Warning:** Maximum RPM ▲¹⁴ = 14,000



* **Note:** Reveal ('A') on all tools shown above, reflects the total length of cut. Therefore, you must deduct 3/8" (usually) for allowing the panel to recess into the frame.

RAISED PANEL (CONT'D)

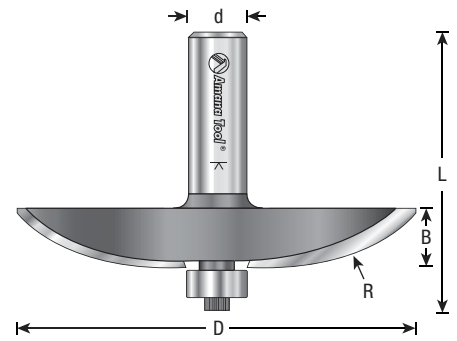
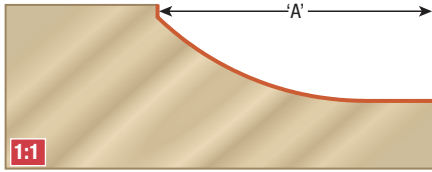
Cove



ØD	*A' Reveal	R	B	Ød	L	Tool No.
3-3/8	*1-7/16	1-9/16	1/2	1/2	2-3/8	54119 ▲ ¹⁴

Replacement bearing #47706.

▲ **Warning:** Maximum RPM ▲¹⁴=14,000



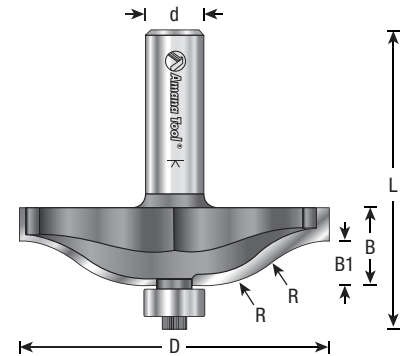
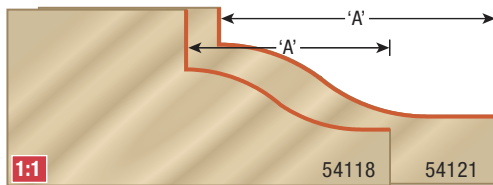
Ogee



ØD	*A' Reveal	R	B	B1	Ød	L	Tool No.
2-5/8	*1-1/16	3/4	5/8	5/16	1/2	2-1/2	54118 ▲ ²⁰
3-3/8	*1-7/16	7/8	9/16	3/8	1/2	2-1/2	54121 ▲ ¹⁴

Replacement bearing #47706.

▲ **Warning:** Maximum RPM ▲¹⁴=14,000; ▲²⁰=20,000



RAISED PANEL BACK CUTTER

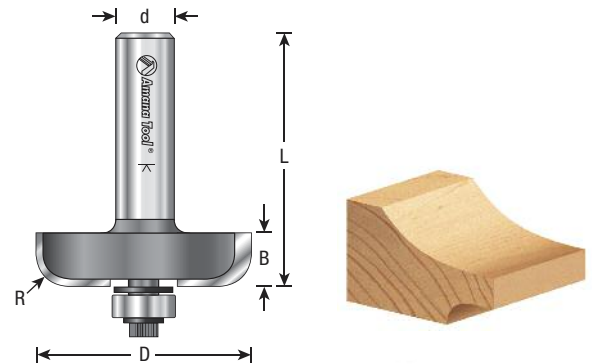

Carbide Tipped • 2 Flute

Designed to cut back side of raised panels for a flush alignment with door frames. This cutter can be used with any of our raised panel router bits found on pages 186 and 187.

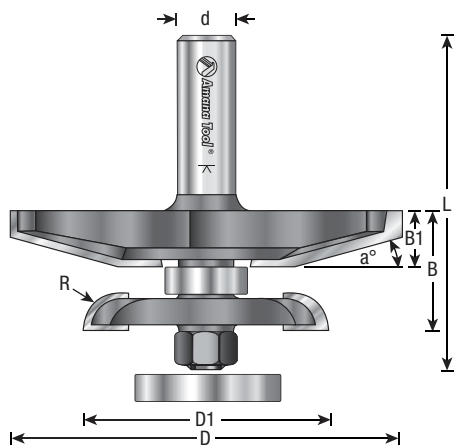


ØD	*A' Reveal	R	B	Ød	L	Tool No.
1-3/4	5/8	1/4	7/16	1/2	2-1/16	54278

Replacement bearing #47706.



* **Note:** Reveal (A') on all tools shown above, reflects the total length of cut. Therefore, you must deduct 3/8" (usually) for allowing the panel to recess into the frame.



RAISED PANEL WITH BACK CUTTER

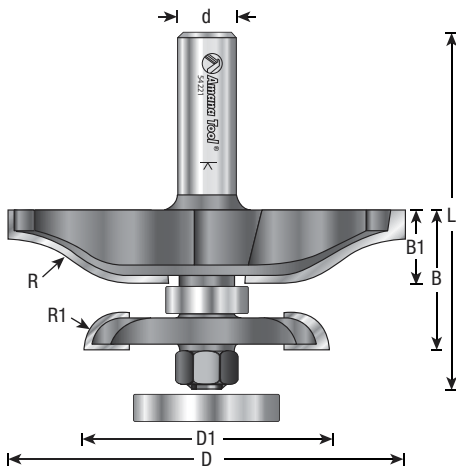
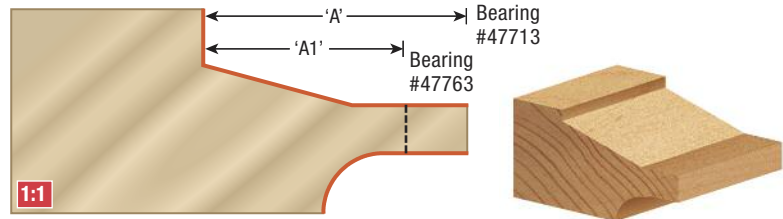
Carbide Tipped • 2 Flute with Ball Bearing Guide

Raised panels fit standard panel grooves, even when the panel thickness exceeds 5/8". As the main cutter raises the front of the panel, the back cutter mills the back to produce a standard-thickness tongue around the panel. Each tool is supplied with two different guide bearings, enabling you to stage cuts on curved edges effectively and safely. All tools have 1/2" shanks. Must be used in a table-mounted 3+ horsepower router and run at reduced speed. Multiple passes recommended.

Traditional



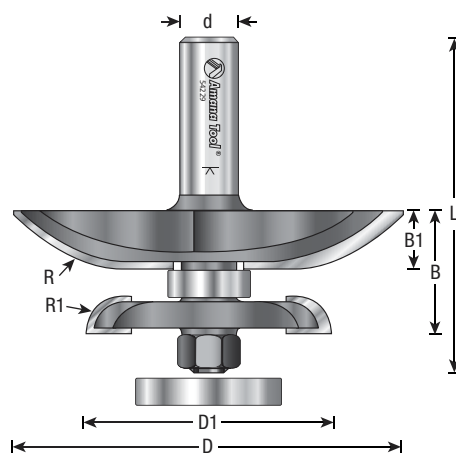
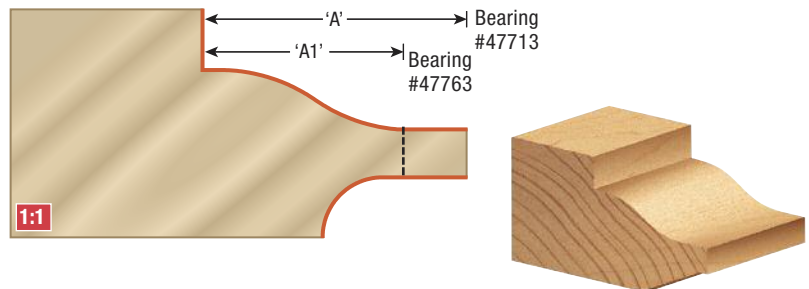
ØD	ØD1	'A'* Reveal	** 'A1'	a°	R	B	B1	Ød	L	Tool No.
3-3/8	2-1/8	1-3/8	1-1/16	15°	5/16	1-1/16	1/2	1/2	2-15/16	54227 ▲▲12



Ogee



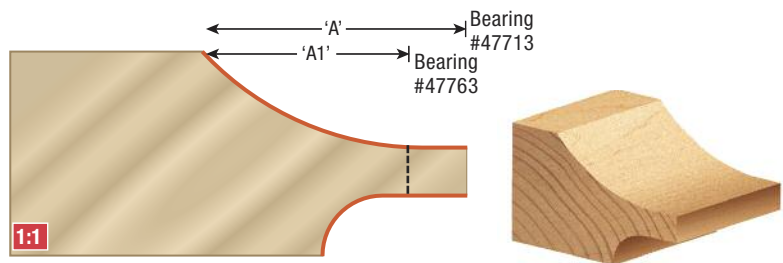
ØD	ØD1	'A'* Reveal	** 'A1'	R	R1	B	B1	Ød	L	Tool No.
3-3/8	2-1/8	1-3/8	1-1/16	7/8	5/16	1-1/16	5/8	1/2	3-1/16	54221 ▲▲12



Cove



ØD	ØD1	'A'* Reveal	** 'A1'	R	R1	B	B1	Ød	L	Tool No.
3-3/8	2-1/8	1-3/8	1-1/16	1-9/16	5/16	1-1/16	1/2	1/2	2-15/16	54229 ▲▲12



* **Note:** Reveal ('A') on all tools shown above, reflects the total length of cut. Therefore, you must deduct 3/8" (usually) for allowing the panel to recess into the frame.

** **Note:** To receive ('A1') use bearing #47713. Bearing included with tool.
Replacement bearing #47713 (8mm x 16mm) and #47763 (8mm x 1-1/4").

Back Cutter #55435 = 1/4" Kerf; 5/16" Radius Cutter.

▲ **Warning:** Maximum RPM ▲₁₂ = 12,000

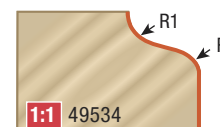
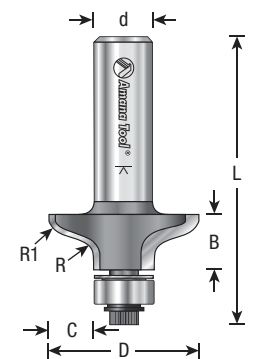


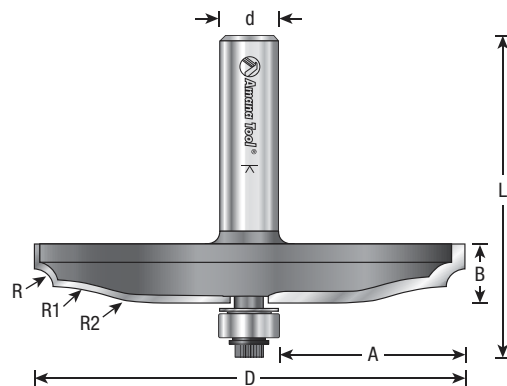
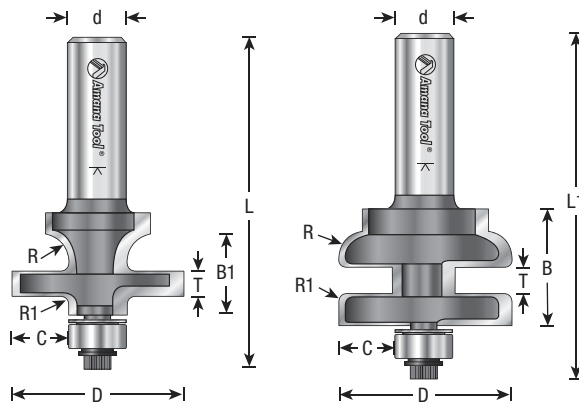
ARCHITECTURAL DOOR


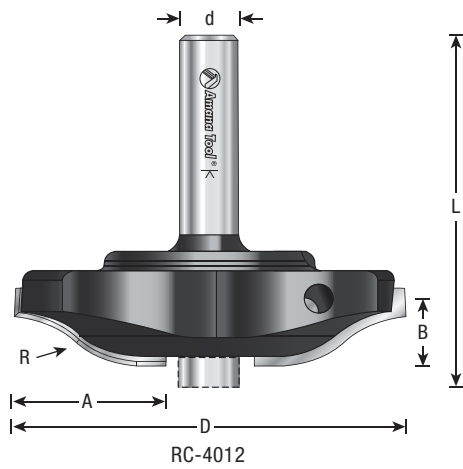
Carbide Tipped • 2 Flute with Ball Bearing Guide



ØD	B	B1	R	R1	R2	C	A	T	Ød	L	L1	Type	Tool No.
1-15/32	1	55/64	1/4	5/64	—	1/2	—	7/32	1/2	2-13/16	2-15/16	Stile & Rail Set	55428
3-9/16	1/2	—	5/32	1-23/32	57/64	—	1-17/32	—	1/2	2-1/4	—	Raised Panel	54113
1-1/4	7/16	—	7/32	9/64	—	3/8	—	—	1/2	1-15/16	—	Door Edge	49534

Replacement bearing #47706.





RAISED PANEL

Insert Carbide • 2 Flute • Ogee

Insert Raised panel bits for CNC machine or router table. Bits include ball bearing and anti-dust plug. May also be used with optional back cutter below.

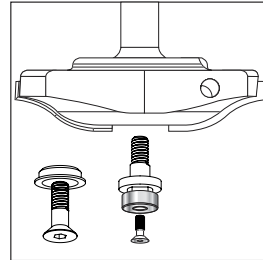


ØD	B	Ød	R	A	L	Knife	Tool No.
3-3/8	3/4	1/2	7/8	1-3/8	2-3/4	RCK-226	RC-4012*

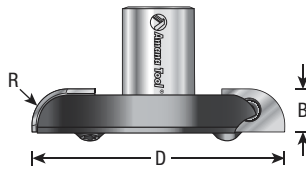
Above insert raised panel bit includes plug, ball bearing and retaining screw.

Replacement bearing #47706.

*** Remove bearing before CNC use.**



RC-4012



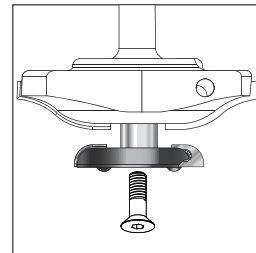
BACK CUTTER

(Optional) • Insert Carbide • 2 Flute

For use in above insert raised panel cutters.



ØD	B	R	Repl. Knife	Tool No.
2-1/8	23/64	5/16	RCK-232	RC-4102



CNC MULTI PROFILE RAISED PANEL

Insert Carbide

Insert profile router bit with two cutting flutes. Suitable for producing various raised panel profiles in softwood, hardwood and man-made boards. Optional small trimmer is available for machining the edge of the panel. One router will take all five different profiles. For use on routers and machining centers with CNC control.



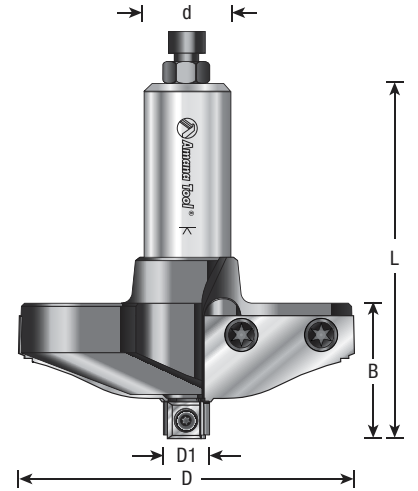
ØD	ØD1	B	Ød	L	Repl. Knife	Tool No.
112mm(4-7/16)	18mm(23/32)	28mm(1-1/8)	3/4	110mm(4-11/32)	RCK-200	RC-4000
112mm(4-7/16)	18mm(23/32)	28mm(1-1/8)	3/4	110mm(4-11/32)	RCK-210	RC-4001
112mm(4-7/16)	18mm(23/32)	28mm(1-1/8)	3/4	110mm(4-11/32)	RCK-220	RC-4002
112mm(4-7/16)	18mm(23/32)	28mm(1-1/8)	3/4	110mm(4-11/32)	RCK-230	RC-4003
112mm(4-7/16)	18mm(23/32)	28mm(1-1/8)	3/4	110mm(4-11/32)	RCK-260	RC-4006

Warning: Maximum RPM=8,000

Maximum depth of cut per pass = 1.85"

Feed Rate = 240 inches per minute (IPM)

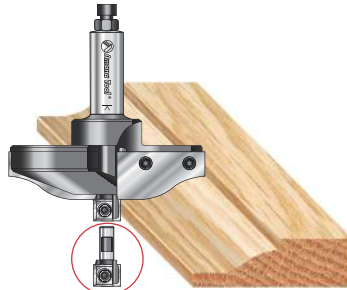
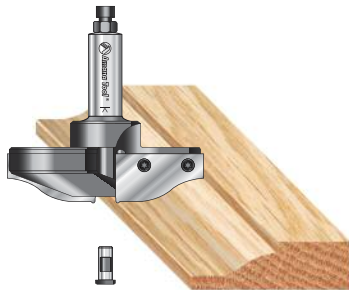
Chip Load = 0.012"



TRIMMER BIT

(Optional) • Insert Carbide • 2 Flute

ØD1	B	B1	Ød	L	Repl. Knife	Tool No.
18mm(23/32)	12mm(15/32)	18mm(23/32)	8mm(5/16)	31mm(1-1/4)	AMA-12	RC-4100

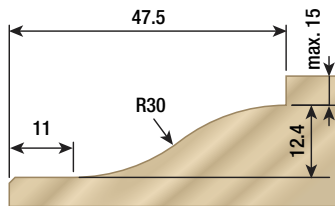


RC-4100

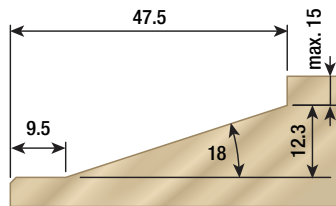


INSERT CARBIDE KNIVES FOR MULTI PROFILE RAISED PANEL

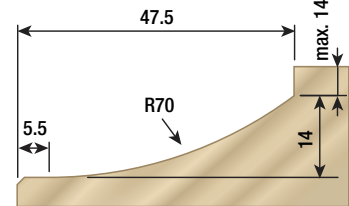
(Wood profiles not shown at actual size.)



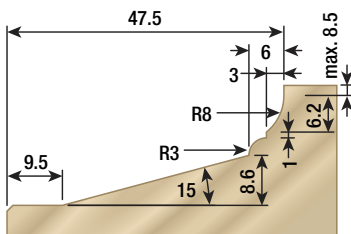
RCK-200



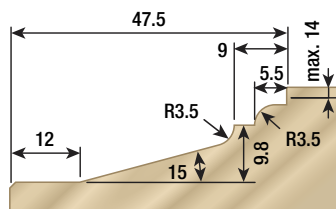
RCK-210



RCK-220



RCK-230



RCK-260



RCK-260







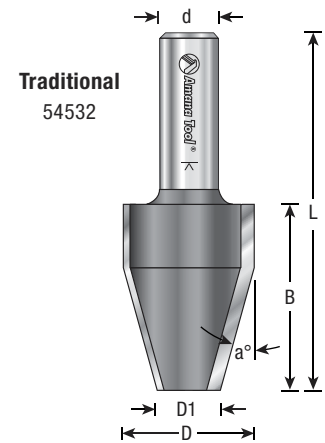
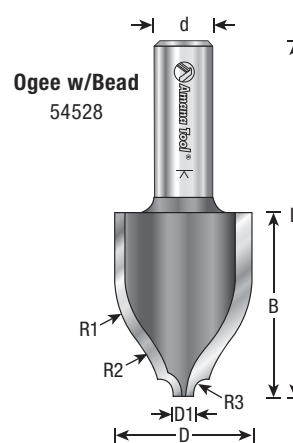
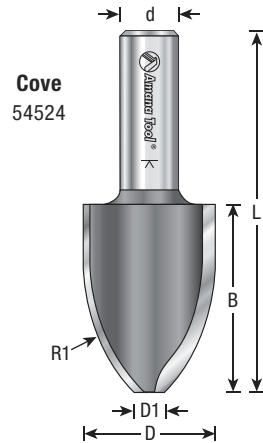
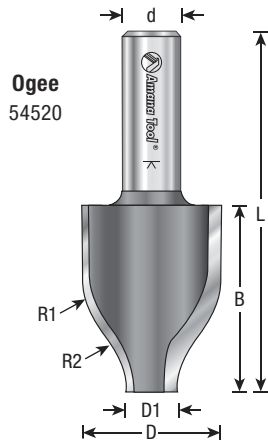
VERTICAL RAISED PANEL

Carbide Tipped • 2 Flute

Raised panels with a low-horsepower, fixed speed router using these VERTICAL raised panel bits. You must do the work on a router table, with the work on edge, braced against the fence. Arched or curved shapes (i.e.: "cathedral" door panels) cannot be routed. To prolong tool life and get the best cut finish, several passes are recommended.



ØD	ØD1	B	a°	R1	R2	R3	Ød	L	Type	Tool No.
1-3/16	7/16	1-5/8	—	7/8	23/32	—	1/2	3-1/8	Ogee	54520
1-1/8	9/32	1-5/8	—	1-9/16	—	—	1/2	3-1/8	Cove	54524
1-3/16	3/16	1-5/8	—	7/8	23/32	1/8	1/2	3-1/8	Ogee w/Bead	54528
1-1/8	19/32	1-5/8	15°	—	—	—	1/2	3-1/8	Traditional	54532



CNC MULTI PROFILE

Insert Carbide • For MDF and Wood Cabinet Doors

VIOLA STYLE

W = width of the frame.

H = maximum depth of the frame.

The dimension W determines the frame width.

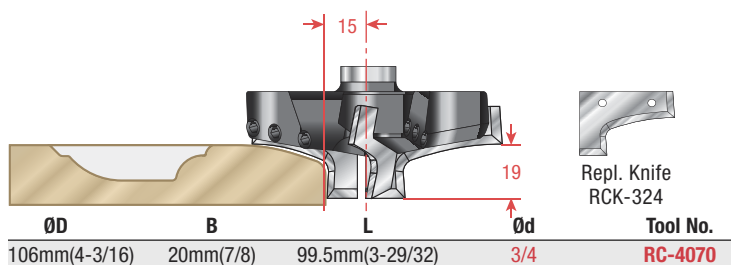
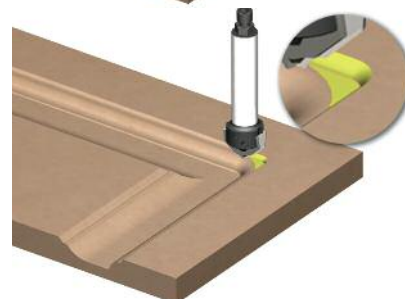
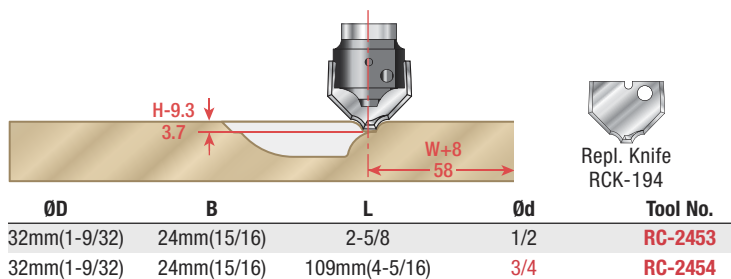
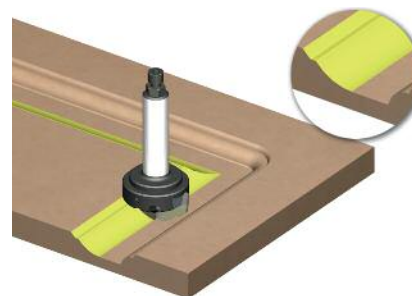
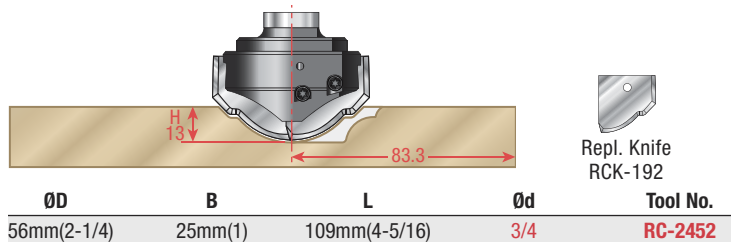
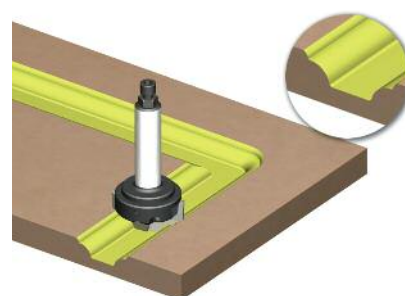
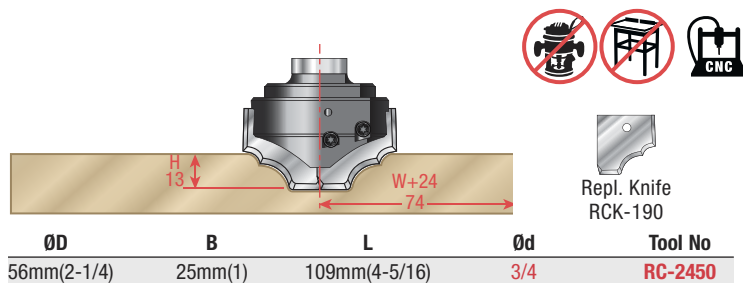
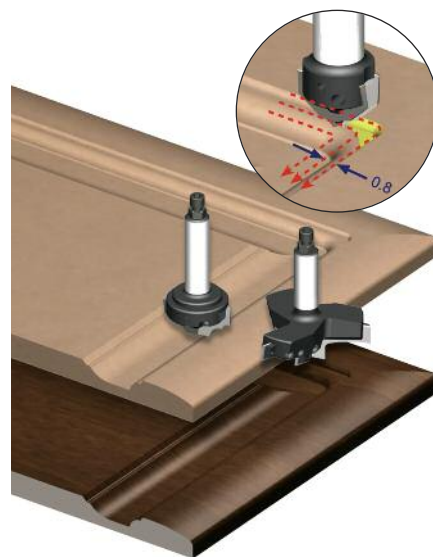
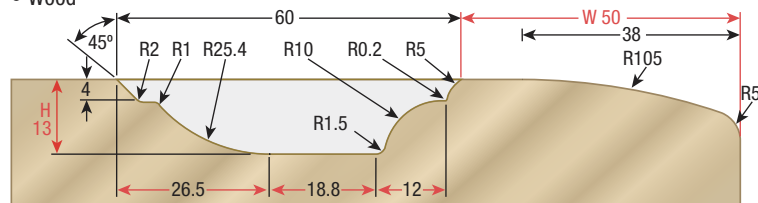
The dimension H determines the profile depth.

In the example shown, W = 50 and H = 13.

Any change in the dimensions of the frame width and depth should be done according to the formula that is written on each tool drawing.

Excellent for Cutting:

- MDF
- Wood



Warning: Maximum RPM=10,000

CNC feed and speed available online

MDF Cabinet Door

CNC Insert Router Bits

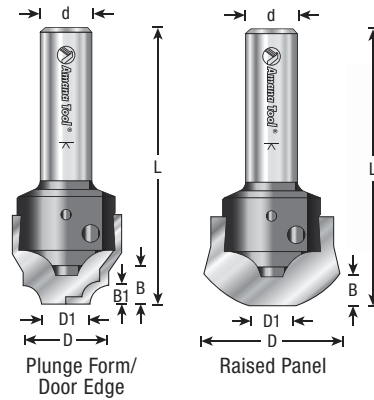
Excellent for Cutting MDF & Wood!



ØD	D1	B	Style	B1	Ød	L	Repl. Knife	Tool No.
3/4	7/16	7/16	Cove & Bead	1/8	1/2	2-5/8	RCK-490	RC-2490
25/32	7/16	23/64	Bead	3/16	1/2	2-5/8	RCK-480	RC-2480
25/32	7/16	15/32	Ogee	—	1/2	2-5/8	RCK-481	RC-2481
25/32	7/16	7/16	Ogee	1/4	1/2	2-5/8	RCK-482	RC-2482
27/32	7/16	19/64	Bead	7/64	1/2	2-5/8	RCK-494	RC-2494
1-17/64	7/16	27/64	Ogee	—	1/2	2-5/8	RCK-496	RC-2496
1-11/32	7/16	19/64	Corner Rounding	—	1/2	2-5/8	RCK-498	RC-2498
1-11/32	7/16	23/64	Classical Cove	—	1/2	2-5/8	RCK-499	RC-2499
1-3/8	15/32	25/64	Traditional	—	1/2	2-5/8	RCK-483	RC-2483
1-7/64	7/16	1/4	Ogee	7/64	1/2	2-5/8	RCK-484	RC-2484
1-11/32	23/64	17/64	Cove	—	1/2	2-5/8	RCK-485	RC-2485
1-11/32	25/64	21/64	Traditional	—	1/2	2-5/8	RCK-486	RC-2486

Each tool includes 2 knives. Tool body #NS-102.

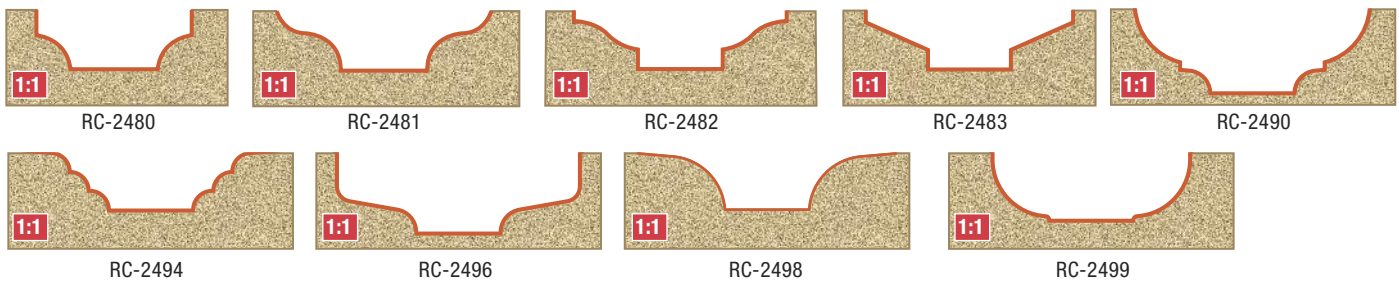
Replacement knives are interchangeable and may be purchased separately.



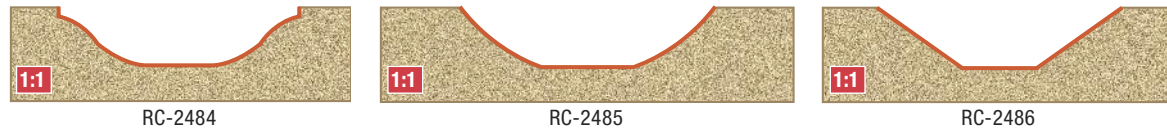
Insert Carbide for Cabinet Simulated Raised Panel & Door Edge

Series of profiles utilizing our Nova™ Tool body system of interchangeable solid carbide knives (see pages 130-131) are designed to give the appearance of a Raised Panel door in MDF or solid panels. One pass is all that is needed for a simple raised panel look using one of the "Plunge Form" profiles. Replacement knives are MDF Grade Carbide and will last much longer than standard brazed carbide tipped bits.

Plunge Form/Door Edge

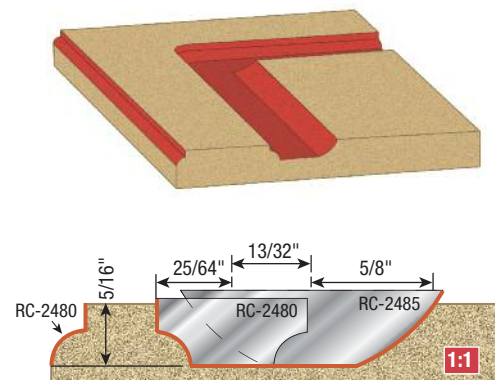
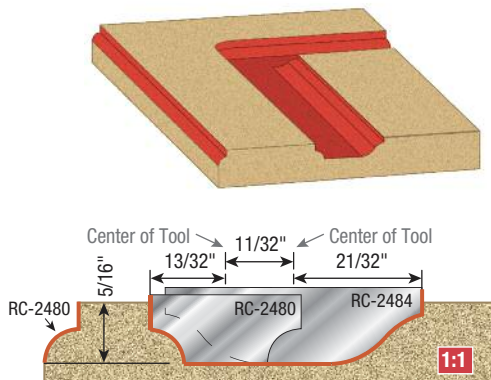


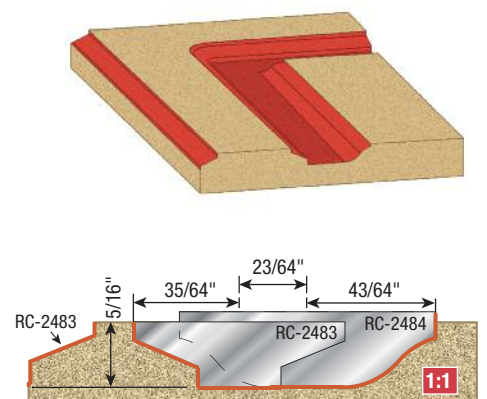
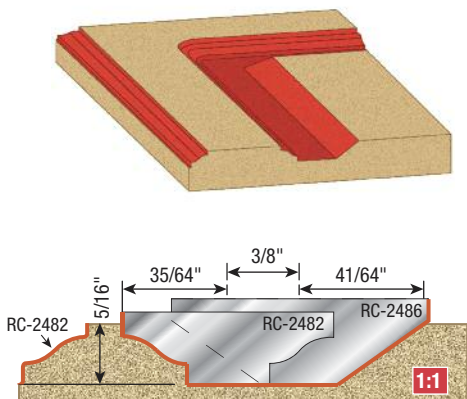
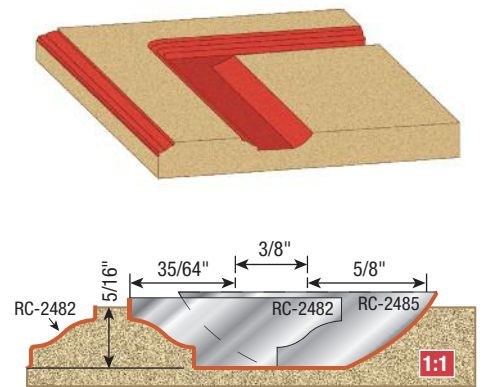
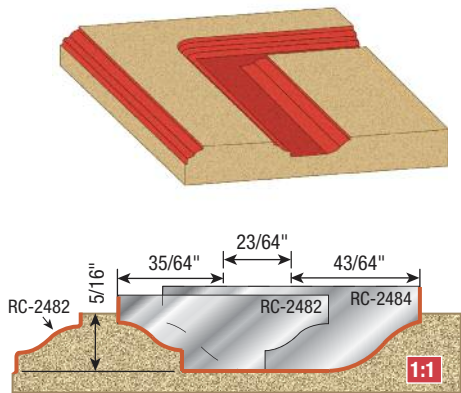
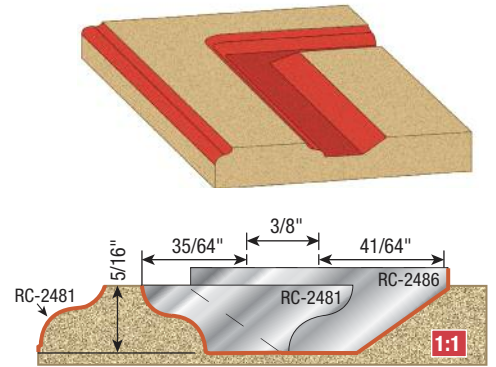
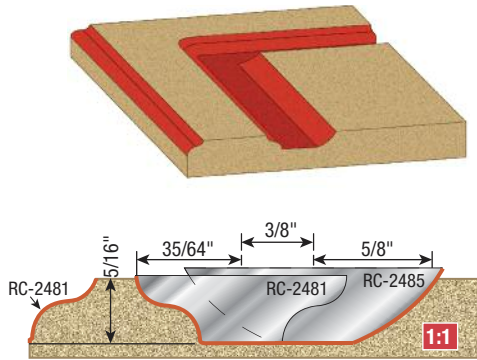
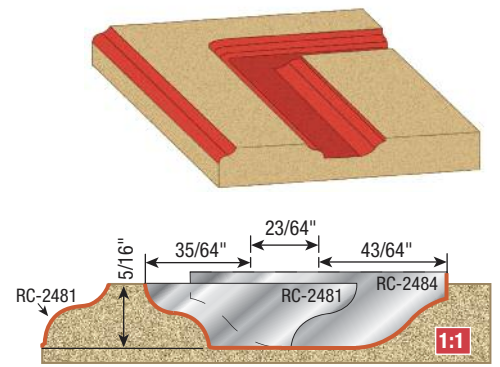
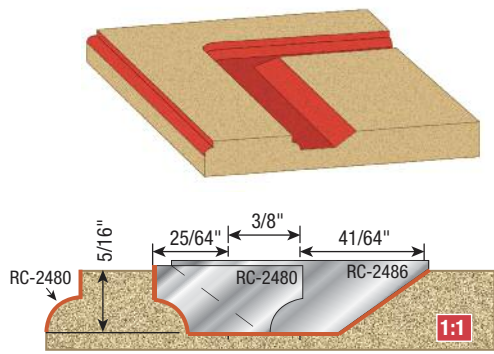
Raised Panel

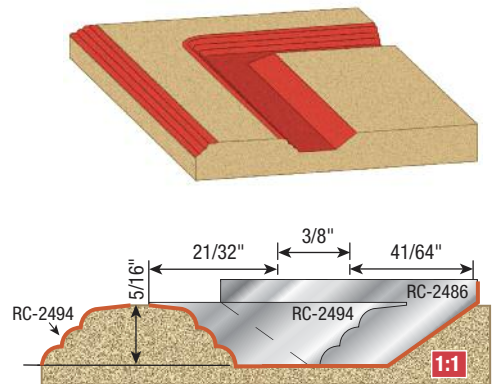
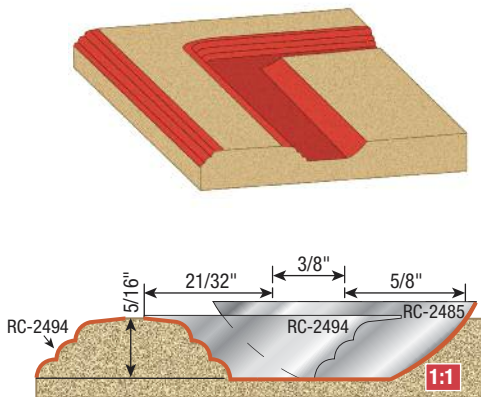
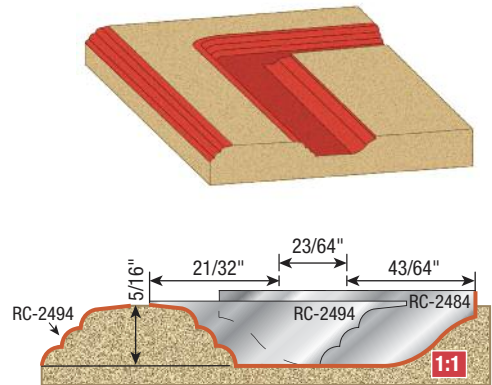
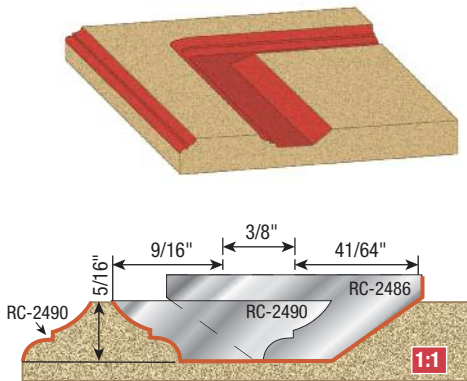
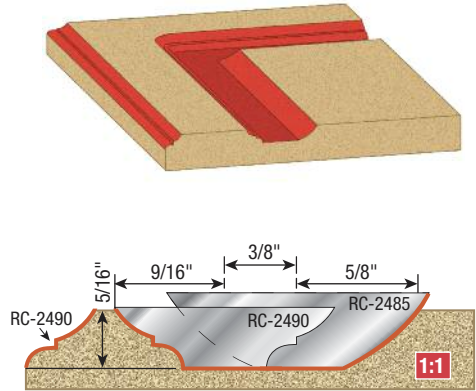
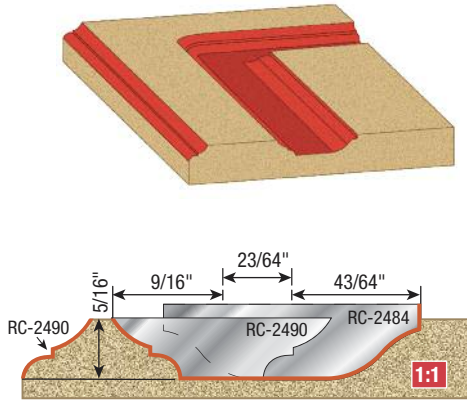
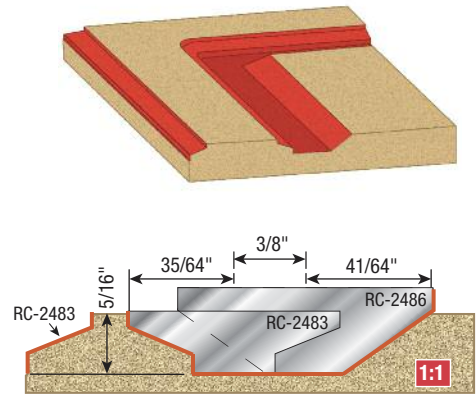
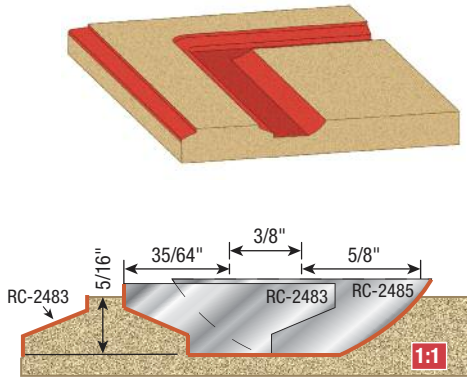


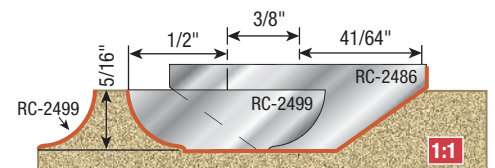
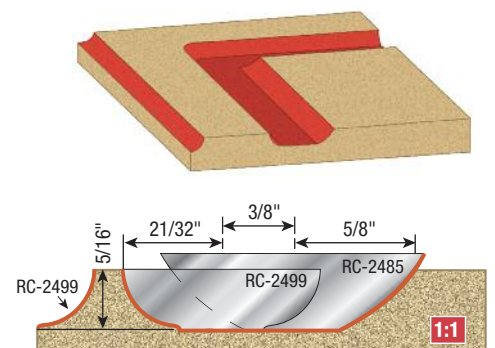
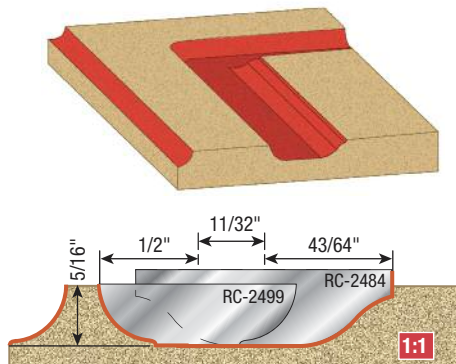
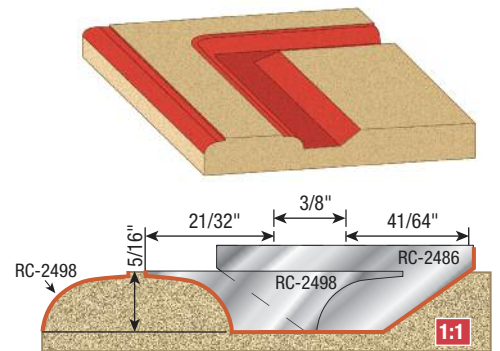
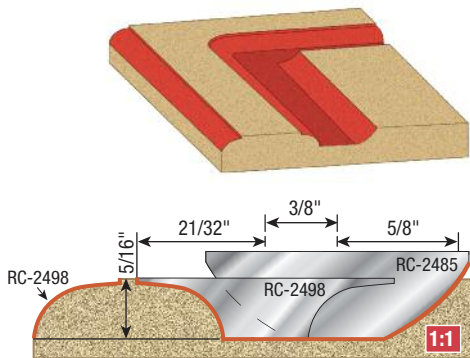
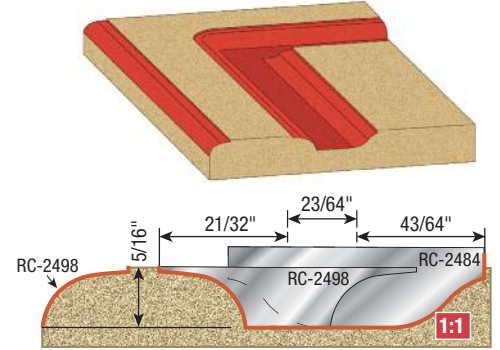
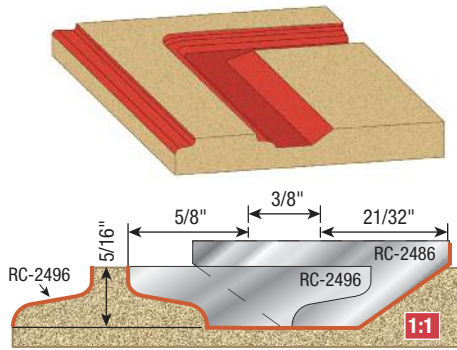
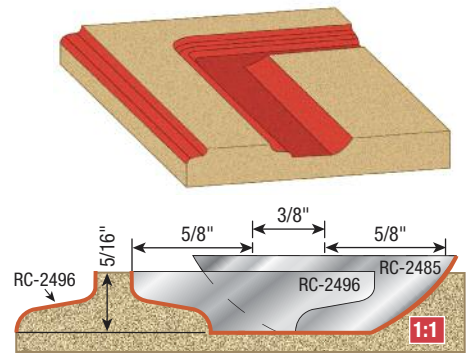
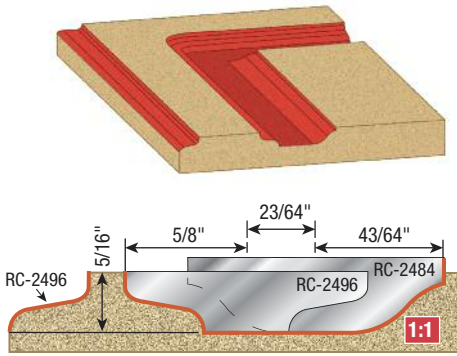
CREATE A MORE AUTHENTIC RAISED PANEL WITH A DEEPER REVEAL

Use one of the many "Raised Panel" profiles in conjunction with the "Plunge Form" profile for one pass each. Complete the look with one pass of the door edge using any "Plunge Form" bit.









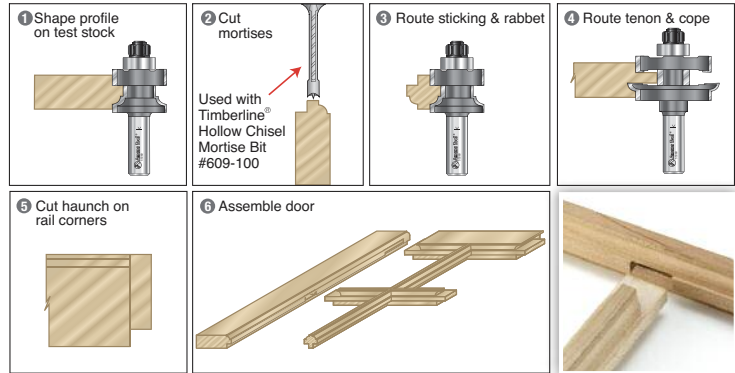
CNC feed and speed available online

DIVIDED LIGHT ROUTER BIT SET



Carbide Tipped • 2 Flute

Make strong, attractive divided light doors with real mortise-and-tenon joints. The first bit shapes the decorative sticking along with a rabbet for the glass. The second bit cuts the cope and the tenon. Once assembled, all of the door frame parts, stiles, rails, muntins and mullions, interlock with 3/4" long tenons.



Each Divided Light Router Bit Set includes Step-by-Step Full Color Instruction Manual

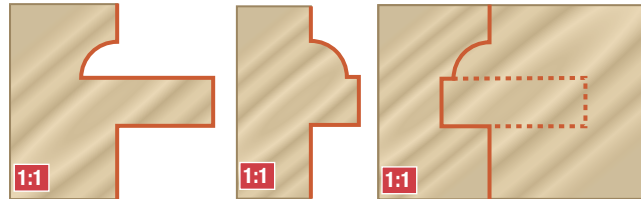


3/4" To 7/8" Material

If you've wanted to construct true divided light doors for fine furniture and cabinets, look no further. Mullions are 3/4" wide.

ØD	ØD1	B	B1	R	Ød	L	Tool No.
2-1/8	1-1/4	1	1/4	3/16	1/2	3-1/8	55360

Replacement bearing #47759.

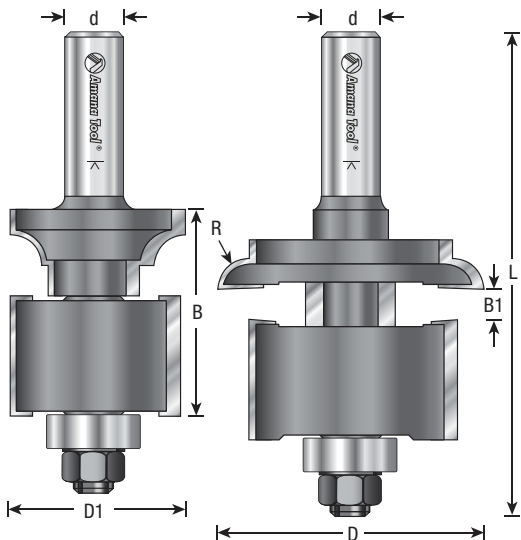
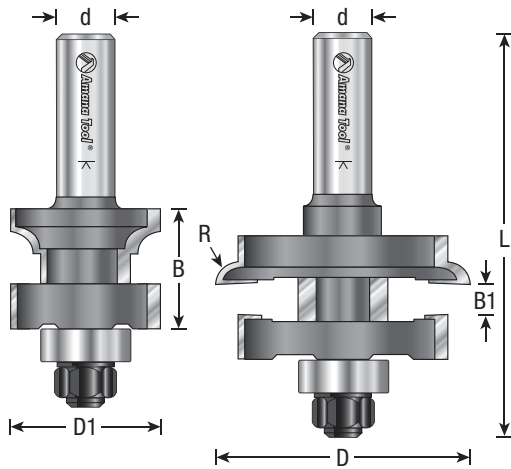
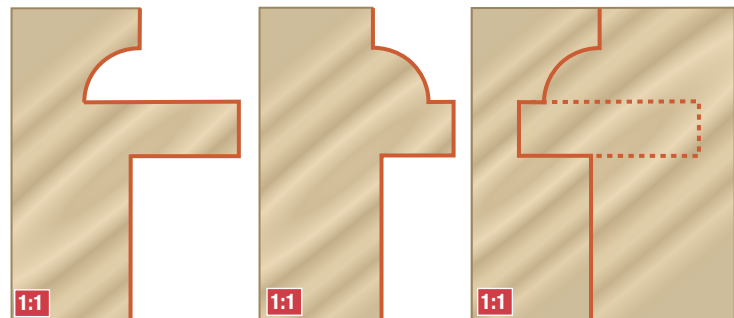


7/8" To 1-1/2" Material

The wide mullions are perfect for large-scale furniture, cabinets, and architectural woodwork such as casement windows. Mullions are 1" wide.

ØD	ØD1	B	B1	R	Ød	L	Tool No.
2-3/16	1-7/16	1-5/8	1/4	1/4	1/2	3-3/4	55362

Replacement bearing #47759.



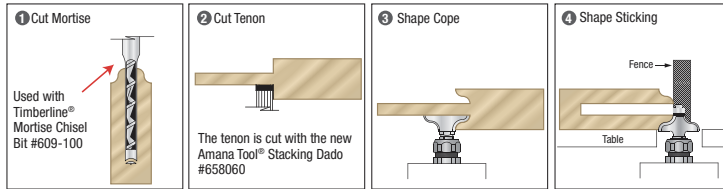
STUB SPINDLE & COPE CUTTER DOOR SYSTEM

Carbide Tipped • 2 Flute



Want the beauty of traditional cope and stick doors with the strength and longevity of true mortise-and-tenon joinery? Our design allows you to make beautiful doors with tenons of any length you choose.

This unique door-making system utilizes a "stub" spindle & cope cutter arrangement. The counterbored cope cutter is secured to the spindle with a cap screw. A matching profile bit is used to shape the decorative ogee "sticking" along the edges of the stiles and rails. As the cope is cut on the ends of the rails, the tenon passes over the top of the bit unobstructed.



Each Stub Spindle & Cope Cutter includes *Full Color Instruction Manual*

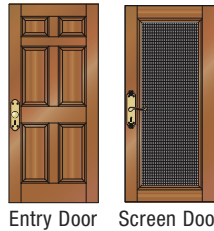


ENTRY DOOR SYSTEM

1-3/4" Material

ØD	ØD1	B	R	Ød	L	Type	Tool No.
2	3/4	11/16	11/32	1/2	2	Cope Cutter w/Stub Spindle	47511
1-3/4	—	11/16	11/32	1/2	2-3/16	Ogee Bit	54131

Replacement Parts: Cope cutter: #47510.
Stub spindle with screw: #47617.
Screw for stub spindle: #67012.
Ball bearing: #47706.



SCREEN DOOR SYSTEM

1-1/8" Material

ØD	ØD1	B	R	Ød	L	Type	Tool No.
1-1/2	3/4	15/32	7/32	1/2	2	Cope Cutter w/Stub Spindle	47513
1-1/4	—	15/32	7/32	1/2	1-7/16	Ogee Bit	54173

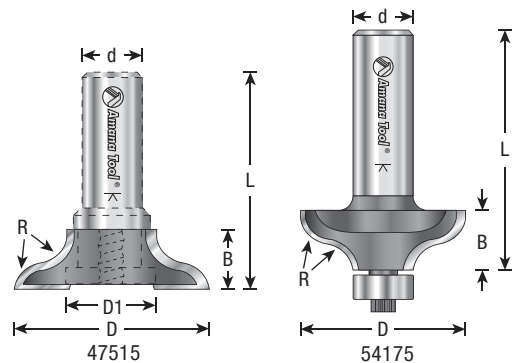
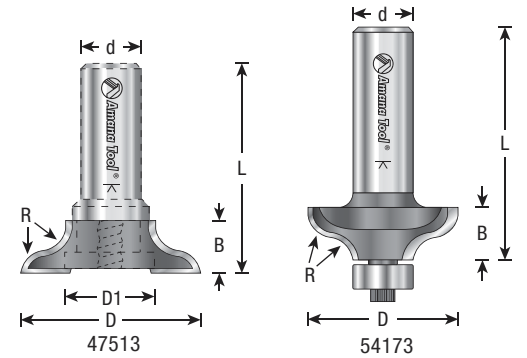
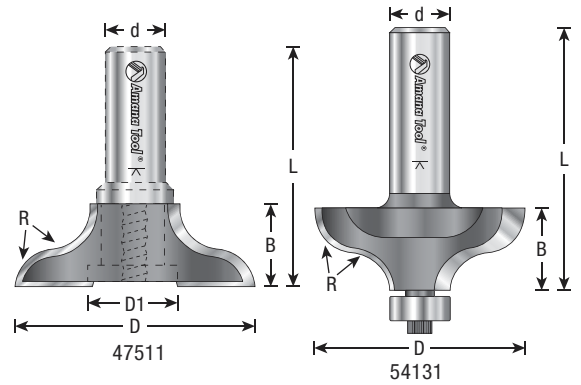
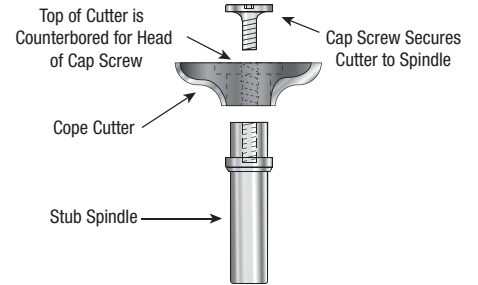

Replacement Parts: Cope cutter: #47512. Stub spindle with screw: #47617.
Screw for stub spindle: #67012. Ball bearing: #47706.

CABINET DOOR SYSTEM

7/8" Material

ØD	ØD1	B	R	Ød	L	Type	Tool No.
1-5/8	3/4	3/8	1/4	1/2	2	Cope Cutter w/Stub Spindle	47515
1-3/8	—	3/8	1/4	1/2	1-31/32	Ogee Bit	54175

Replacement Parts: Cope cutter: #47514. Stub spindle with screw: #47617. Screw for stub spindle: #67012. Ball bearing: #47706.

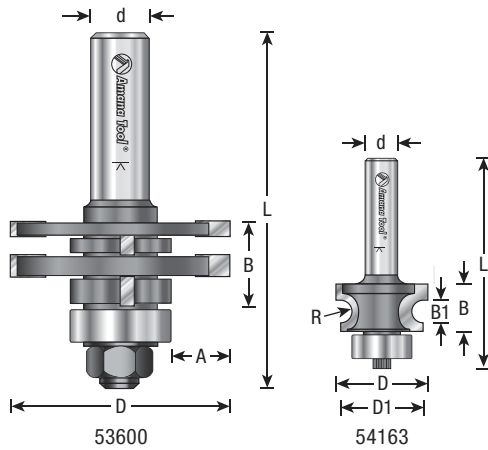




You'll need just two bits:
the **Quadraset #53600** and
Corner Bead #54163.

CONSTRUCT YOUR OWN WAINSCOT DOOR

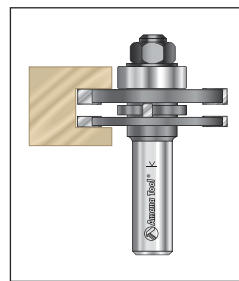

Wainscot doors can be a beautiful addition to an informal, country style kitchen; their beaded panels are reminiscent of times long past.



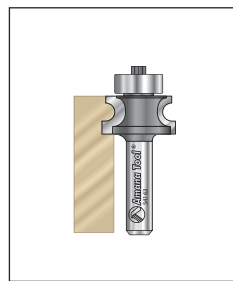
ØD	ØD1	A	R	B	B1	Ød	L	Tool No.
1-7/8	—	1/2	—	1/8 to 23/32*	—	1/2	3	53600 ♦
49/64	11/16	—	3/32	25/64	3/16	1/4	1-3/4	54163

* A full 3/4" cut can be achieved using one additional #53107 cutter


♦ Use in a table-mounted router. **Not for use in a handheld router!**



1 Cut Joint Frame



2 Shape the Wainscot



3 Assemble



HISTORICAL SHAKER DOOR

Carbide Tipped • 2 Flute

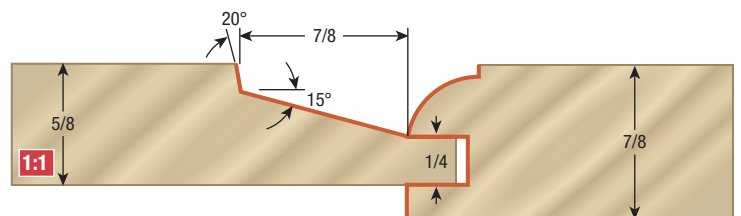
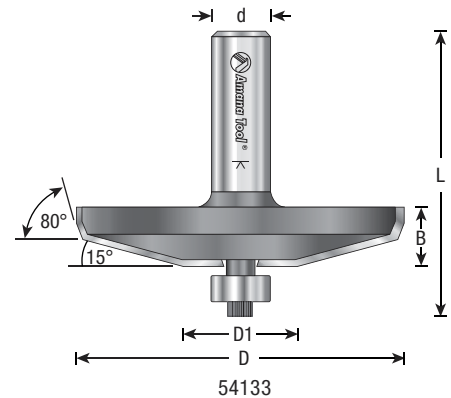
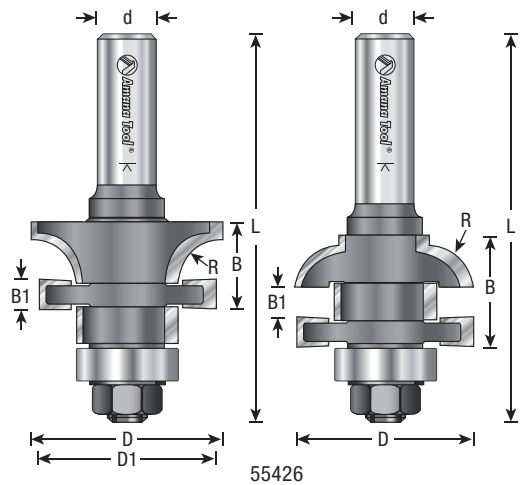
7/8" Frame Material and 5/8" Panel Material

If you'd like to reproduce exact Shaker details on your next project, we've got the bits that you need. This Shaker door set creates a short, steep 20 degree beveled panel edge just like doors on Shaker originals. A simple thumbnail profile along the inside edges of the frame duplicates the original profile to complete the authentic look.



ØD	D1	B	R	B1	Ød	L	Type	Tool No.
2-13/16	1	33/64	—	—	1/2	2-1/64	Raised Panel	54133
1-5/8	1-1/2	7/8	3/8	1/4	1/2	3-1/2	2 Piece Set	55426

Replacement bearing #47708 for tool #55426.



INDUSTRIAL

Tambours

No Cloth, Glue or Wires!

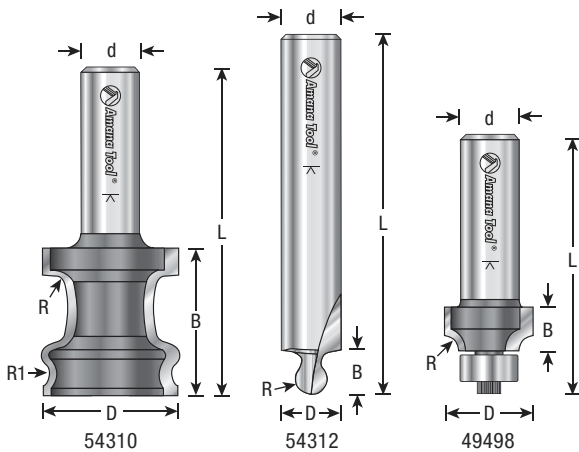


TAMBOUR DOOR SET

U.S. Patent No. 7,810,532

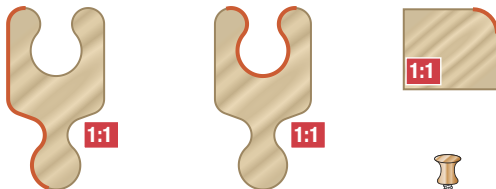
Carbide Tipped • 2 Flute

- Unique 3-piece router bit set with antique solid brass knob
- Shapes tambours that interlock with a ball-and-socket joint
- Unlike ordinary tambours, there is no need for cloth, glue or wires
- Each slat measures approximately 1/2" x 1"
- Minimum radius for the tambour door is 3-1/2"



The set is easy to set up and use. The first bit (#54310) shapes the face of the stock; cutting from each face completes the contour of the ball. Afterwards, a second bit (#54312) is used to shape the socket. A third bit in the set (#49498) is used to shape the end of the tambour which provides a place to mount a pull for opening the completed tambour.

And, assembly is easy. Simply slide the slats together to create a beautiful, flexible tambour that's perfect for creating your own roll top desk, breadbox, kitchen countertop storage areas and more.

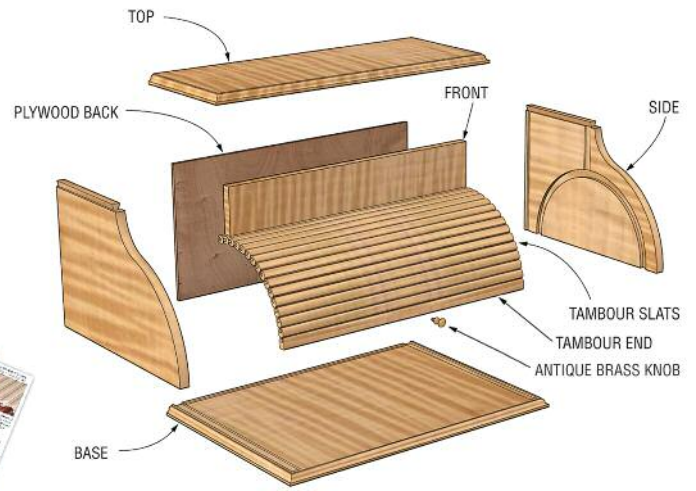
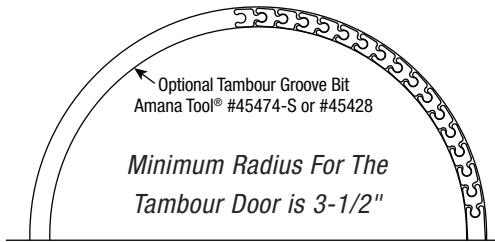


ØD	R	R1	B	Ød	L	Tool No.
Complete 3 Piece Set Includes 1 Antique Knob and:						54314
1-3/16	1/8	5/64	1-1/4	1/2	2-3/4	54310
1/2	5/64	—	3/8	1/2	3	54312
3/4	1/8	—	3/8	1/2	2-5/16	49498



Set #54314





Each Tambour Door Router Bit Set includes
Full Color Instruction Manual & DVD

1. How to make a tambour door.
2. How to make a breadbox.



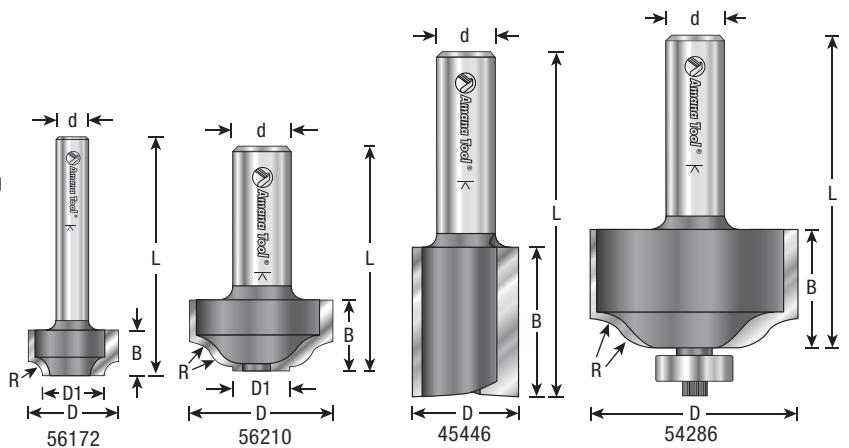
Watch Video Online
<http://www.amanatool.com/videos>



STACKING BOXES SET

Carbide Tipped • 2 Flute

The carefully crafted sides of each box feature fine details that you create yourself with a router and the Amana Tool® Stacking Boxes Router Bit Set. The set also includes an ogee bit to rout the profile on the lid, two antique brass knobs, and a complete set of instructions to guide you step-by-step through the entire construction process.

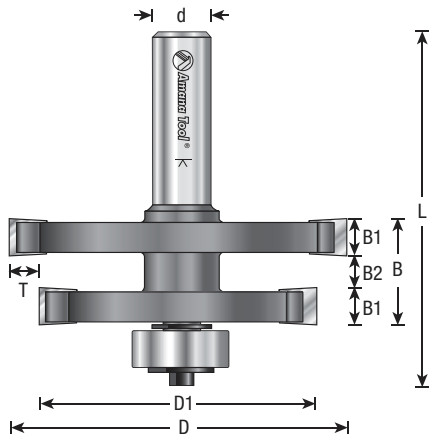


ØD	ØD1	R	B	Ød	L	Tool No.
Complete 4 Piece Router Bit Set Includes 2 Antique Knobs and:						
1-3/16	15/32	15/64	19/32	1/2	1-7/8	58110
7/8	—	—	1-1/4	1/2	2-7/8	56210
3/4	1/2	1/8	3/8	1/4	2	45446
1-3/4	—	23/64	1	1/2	3	56172
						54286

Replacement bearing #47708 for Tool #55426.

Each Stacking Boxes Router Bit Set includes
Full Color Instruction Manual





OFFSET MORTISE-AND-TENON FOR MISSION STYLE GLASS DOOR

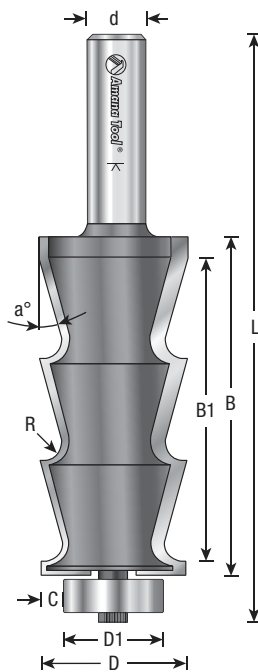
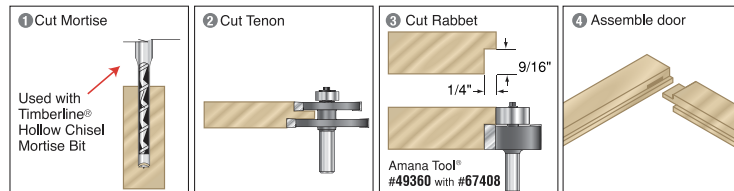
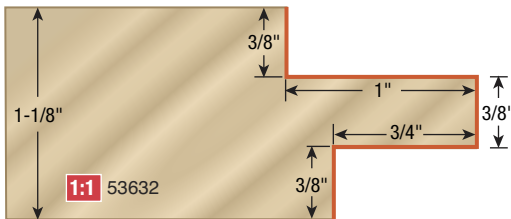
Carbide Tipped • 2 Flute

The strongest construction method for making doors is the mortise-and-tenon joint. These new bits allow you to make tenons with offset shoulders. This makes it easy to construct offset mortise-and-tenon joints for Mission Style glass doors.



ØD	ØD1	B	B1	B2	T	Ød	L	Use Mortise	Tool No.
2-7/8	2-3/8	1-1/8	3/8	3/8	1/4	1/2	2-5/8	609-120	53632

Replacement parts: Bearing #47708; Screw #67090; Key #5004.



LOUVER/SHUTTERS

Carbide Tipped • 2 Flute with Ball Bearing Guide


Create custom louver doors. Now you can easily simulate the timeless look of wooden shutters (louvers) with this new industrial quality router bit.



ØD	ØD1	R	B	B1	C	a°	Ød	L	Tool No.
1-1/4	22mm	5/32	2-29/32	2-9/32	3/16	15°	1/2	5-5/32	54246 ▲ ¹²

Replacement bearing #47776.

▲ **Warning:** Maximum RPM ▲¹² = 12,000



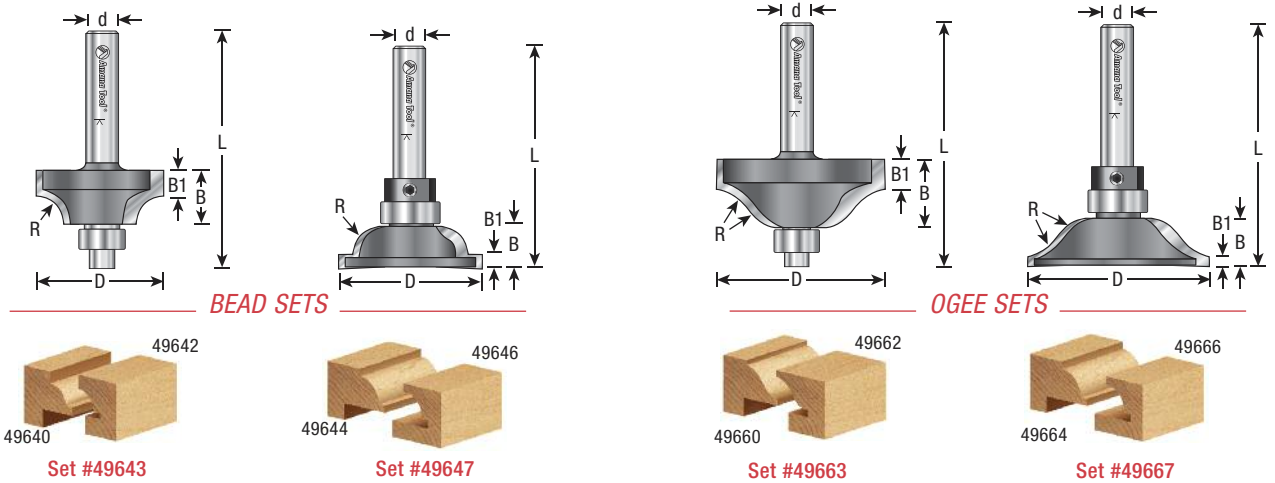
PROFILE SETS

Carbide Tipped • 2 Flute with Ball Bearing Guide



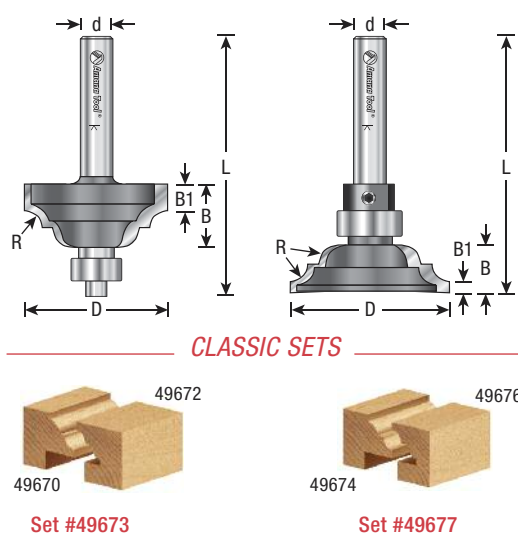
For glass doors, window, paneling as well as stile and rail work (the panel groove and stub tenon must be cut separately).

The inverted hand cutters will produce copes that nest perfectly into the profiles cut by the matching “regular” bits. In addition, the inverted head allows you to profile edges that are out of the reach of regular profile bits. Equipped with ball bearing guides, either on the tip or on the shank.

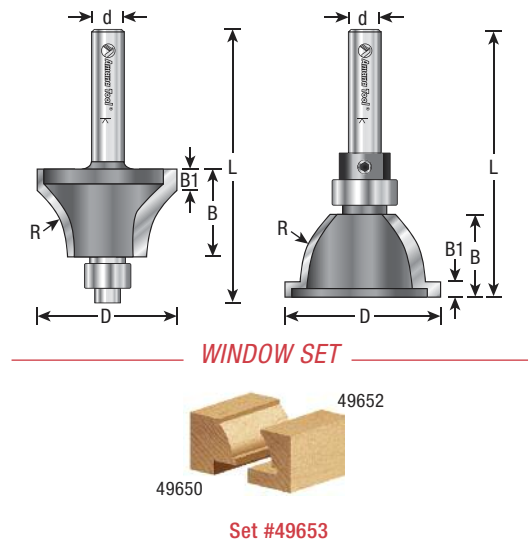


ØD	R	B	B1	Ød	L	Type	Tool No.
2-Piece Bead Set Including 49640 & 49642							49643
1-1/8	1/4	1/2	1/4	1/4	2	Bead Stile	49640
1-1/4	1/4	5/16	7/64	1/4	2	Bead Rail	49642
2-Piece Bead Set Including 49644 & 49646							49647
1-5/16	23/64	19/32	17/64	1/4	2-3/16	Bead Stile	49644
1-7/16	23/64	15/32	1/8	1/4	1-59/64	Bead Rail	49646

ØD	R	B	B1	Ød	L	Type	Tool No.
2-Piece Ogee Stile & Rail Set Including 49660 & 49662							49663
1-11/32	11/32	1/2	1/4	1/4	2	Ogee Stile	49660
1-1/2	11/32	3/8	3/32	1/4	2	Ogee Rail	49662
2-Piece Ogee Stile & Rail Set Including 49664 & 49666							49667
1-1/2	11/32	9/16	1/4	1/4	2	Ogee Stile	49664
1-19/32	11/32	3/8	1/8	1/4	2	Ogee Rail	49666




ØD	R	B	B1	Ød	L	Type	Tool No.
2-Piece Classical Stile & Rail Set Including 49670 & 49672							49673
1-3/32	9/64	1/2	3/16	1/4	2	Classical Stile	49670
1-1/4	9/64	3/8	5/64	1/4	2	Classical Rail	49672
2-Piece Classical Stile & Rail Set Including 49674 & 49676							49677
1-5/16	3/16	5/8	7/32	1/4	2	Classical Stile	49674
1-7/16	3/16	9/16	1/8	1/4	2	Classical Rail	49676



ØD	R	B	B1	Ød	L	Type	Tool No.
2-Piece Window Stile & Rail Set Including 49650 & 49652							49653
1-1/16	11/16	11/16	11/64	1/4	2	Window Stile	49650
1-7/32	11/16	5/8	1/8	1/4	2	Window Rail	49652

Replacement bearing for stile cutters #47702 (3/8" dia.).
 Replacement bearing for rail cutters #47701 (1/2" dia.).
 Replacement collar for rail cutters #47724.



Cut a rabbet along the inside edges of all the frame members.

Install glass with trim.

FINGER GRIP/DRAWER PULL/DOOR LIP

Carbide Tipped • 2 Flute

Produce clean, modern chests and cabinets uninterrupted by hardware pulls and knobs by integrating the pulls into the doors, drawers and lids. These one-pass cutters offer many appearance and ergonomic options, providing positive grips and softened, easy-on-the-fingers edges. All bits can be used in CNC and table-mounted routers. Larger diameter cutters will work in edge-guide or template-guide equipped handheld routers.



ØD	ØD1	R	R1	B	B1	Ød	L	Tool No
3/4	25/64	3/32	3/16	3/4	39/64	1/2	2-1/4	53806
1-31/64	11/16	5/64	15/64	53/64	45/64	1/2	2-21/64	53808
1-49/64	11/16	5/64	13/64	53/64	43/64	1/2	2-21/64	53810
2	3/4	1/4	3/16	1-1/4	—	1/2	2-3/4	53812

WINDOW SILL EDGE

Carbide Tipped • 2 Flute

These bits shape a flowing ogee edge for creating traditional window sills.



ØD	D1	R	R1	B	B1	C	Ød	L	Tool No
1-1/4	1/2	7/32	1/4	7/8	11/16	3/8	1/2	2-7/8	53822
1-7/16	5/8	3/8	5/16	1-1/8	1	13/32	1/2	3-7/8	53824
1-1/4	3/8	7/32	11/32	1	7/8	5/16	1/2	3	53826
1-7/16	11/16	23/64	9/16	1-3/8	1-1/8	3/8	1/2	3-3/8	53828

DOOR EDGE DETAIL FOR DECO DOOR

Carbide Tipped • 2 Flute

Use these bits to shape the edges of cabinet doors. Style #53820 also eliminates the need for a pull to create a clean, uncluttered look.



ØD	ØD1	ØD2	R	R1	B	Ød	L	Tool No
2	23/32	31/32	3/8	1/8	1-3/16	1/2	2-1/2	53820
1-3/4	—	—	3/8	1/8	11/16	1/2	2-5/8	49562*

* Replacement bearing #47706

DOOR LIP ASSEMBLY

Carbide Tipped • 2 Flute • Corner Round & Taper Rabbet

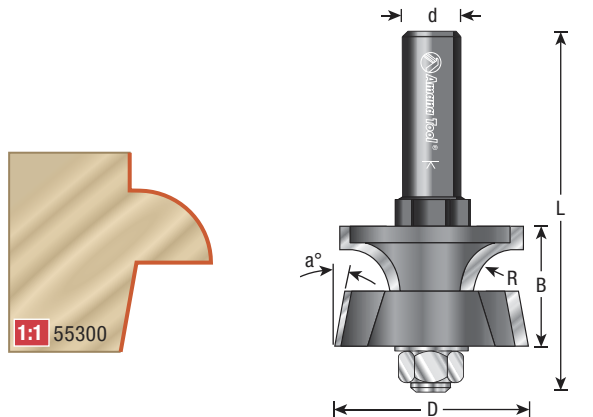
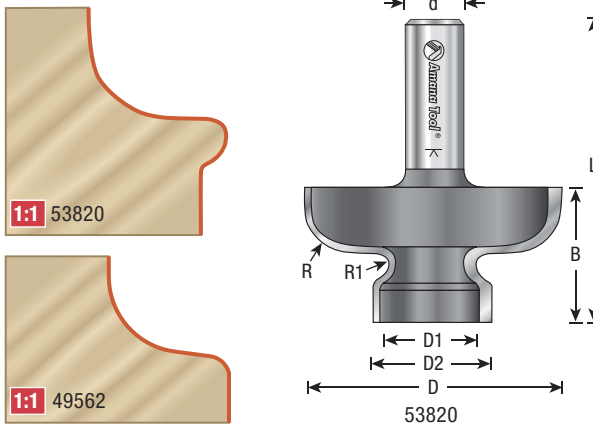
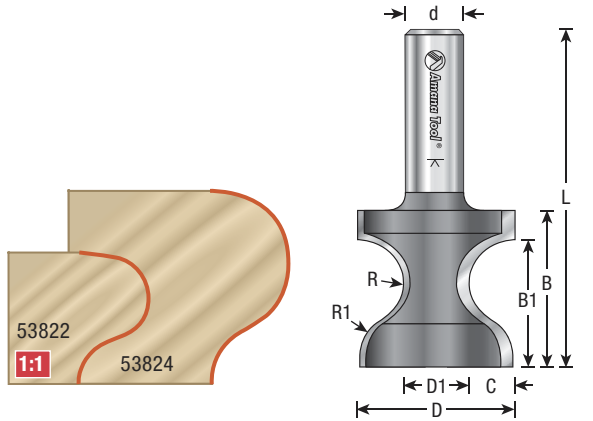
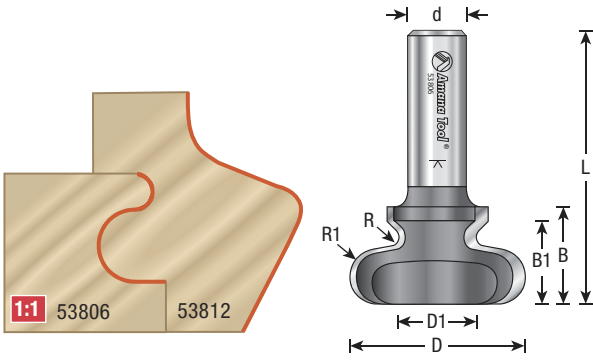
Mill the edges of doors and drawer fronts with this corner round and taper rabbet complete assembly, rounding the show edge and simultaneously forming a rabbet with a tapered shoulder on the back edge. Works on straight stock from 5/8" through 1" in thickness. Must be used in a table-mounted router.



ØD	R	a°	B	Ød	L	Tool No.
1-9/16	3/8	10°	1	1/2	3	55300

Replacement Parts:

Description	Tool No.
3/8" Corner Round Cutter	55302
10° Taper Rabbet Cutter	55304
1/2" Shank Arbor With Nut	47612



Solid Surface

INDUSTRIAL Router Bits



Warning: Before use, read router bit safety guidelines on pages 248-250.



Photo courtesy of Wilsonart®

FOR FABRICATING SOLID SURFACE MATERIALS

Wilsonart® Gibraltar® Corian® Surell®
Fountainhead® Avonite® Etc.

Recommended by:



Amana Tool® has developed a line of over 100 special tools for the fabrication of solid surface materials on the market. There are special tools for face-inlay, trimming, corner rounding and bullnosing as well as bits for counter-tops and bowls.

Some of our tools with ball bearings utilize our Ultra-Glide™ high-performance ball bearing guide assembly. The Ultra-Glide™ is a steel ball bearing fitted with a non-marring Delrin® sleeve.

For decorative work, our other carbide-tipped router bits can also be used for solid surface materials.

COUNTER-TOP 'NO-DRIP' DESIGN

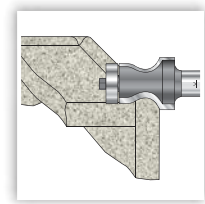


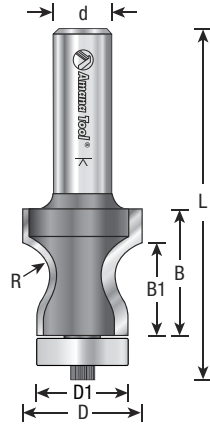
Carbide Tipped • 2 Flute with Ball Bearing Guide

This bit will cut a 'no-drip' edge on kitchen and vanity counter-tops in one pass. Use in a handheld router.



ØD	ØD1	A	R	B	B1	Ød	L	Tool No.
1	3/4	1/2	5/16	7/8	5/8	1/2	3	57118
1	3/4	3/4	5/16	1-1/8	15/16	1/2	3-1/4	57120

Replacement Ultra-Glide™ bearing #47709 (includes #5003 5/32" hex key).
Replacement steel bearing (old style) #47714.



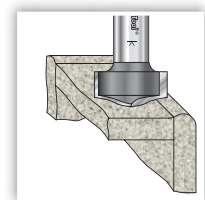


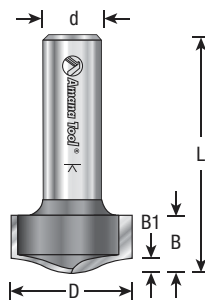
COUNTER-TOP 'NO-DRIP' DESIGN

Carbide Tipped • 2 Flute

This bit cuts the inner portion of a 'no-drip' edge on kitchen and vanity counter-tops, where there's no edge for a guide bearing to reference. Typically used with edge-guide-equipped router. (Use the 5/16" radius corner-rounding bits shown on page 214 to do the outer portion.)



ØD	A	B	B1	Ød	L	Tool No.
1	3/4	1/2	1/8	1/2	2-1/8	57148



Note: The application specifications, current at time of publication, are intended for reference purposes and are subject to change without notice. Please refer to the Fabrication Guides provided with the particular material or bowl you are using for more specific installation instructions.

Amana Tool® makes no endorsements whatsoever to manufacturers of the solid surface materials listed herein.

ROUND OVER


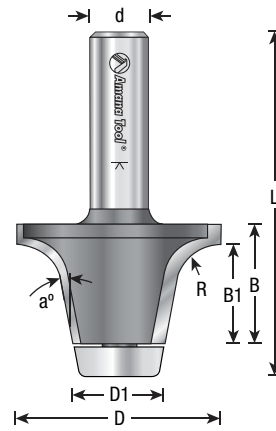
Carbide Tipped • 2 Flute with Ultra-Glide™ Ball Bearing Guide Assembly

This tool is intended for use on 1/2" thick material. It will put a 3/8" radius round over on the counter-top. Furnished with Ultra-Glide™ non-marring Delrin®-sleeved ball-bearing guide. For use on "Vaso Sink Collection" by Dupont®.



ØD	ØD1	a°	R	B	B1	Ød	L	Tool No.
1-7/8	3/4	10°	3/8	1	25/32	1/2	2-29/32	57170

Replacement Ultra-Glide™ bearing assembly #47774 (includes #5009 1/8" hex key).



CORNER ROUNDING

Carbide Tipped • 2 Flute with Ultra-Glide™ Radius Bearing

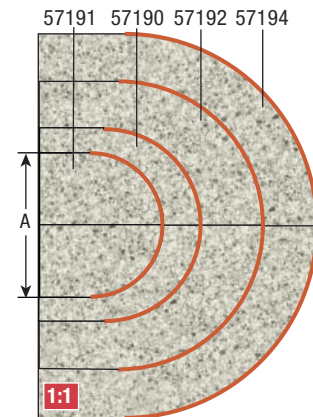


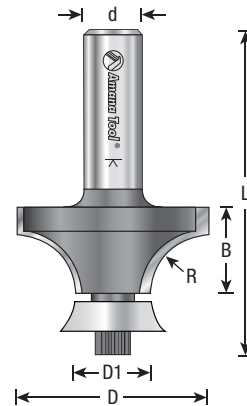
This unique tool produces a true 180° bullnose in two passes. Make the first pass with a regular 1/4" x 5/8" steel bearing (optional). Switch to the Ultra-Glide™ radius bearing for the second pass. This unique bearing follows the curved surface, eliminating the flat track typical of the two-pass cut with the regular bearing.



ØD	ØD1	A	R	B	Ød	L	Repl. Bearing	Tool No.
1-3/8	3/8	3/4	3/8	5/8	1/2	2-5/8	47766	57191
1-5/8	5/8	1	1/2	3/4	1/2	2-3/4	47767	57190
2-1/8	5/8	1-1/2	3/4	1	1/2	3	47768	57192
2-5/8	5/8	2	1	1-1/4	1/2	3-3/16	47769	57194 ▲ ¹⁸

Standard steel 1/4 x 5/8 bearing - use #47712 - (order separately).

▲ **Warning:** Maximum RPM ▲¹⁸ = 18,000



CORNER ROUNDING

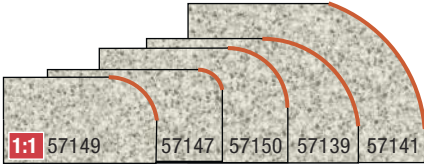
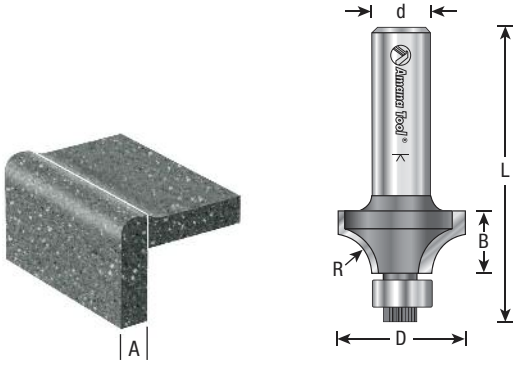
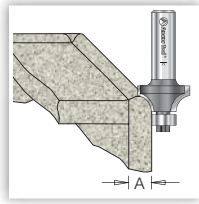
Carbide Tipped • 2 Flute with Ultra-Glide™ Ball Bearing Guide Assembly

Use this bit for rounding edges where there's access to a flat surface for the Ultra-Glide™ non-marring bearing to reference. Used in concert with either the Counter-top ('No-Drip') Design bit or the corner-rounding bit with a radius bearing, this bit will produce a no-drip edge or a bullnose in two passes.



ØD	A	R	B	Ød	L	Tool No.
3/4	—	1/8	3/8	1/2	2-5/16	57147
1	—	1/4	1/2	1/2	2-7/16	57149
1-1/8	3/4	5/16	1/2	1/4	1-7/8	57150
1-1/8	3/4	5/16	1/2	1/2	2-1/4	57152
1-1/2	—	1/2	3/4	1/2	2-3/8	57139
2	—	3/4	1	1/2	2-3/8	57141

Replacement Ultra-Glide™ bearing assembly #47707 (includes #5000 1/8" hex key).



ROUND UNDER

Carbide Tipped • 2 Flute with Upper Ball Bearing


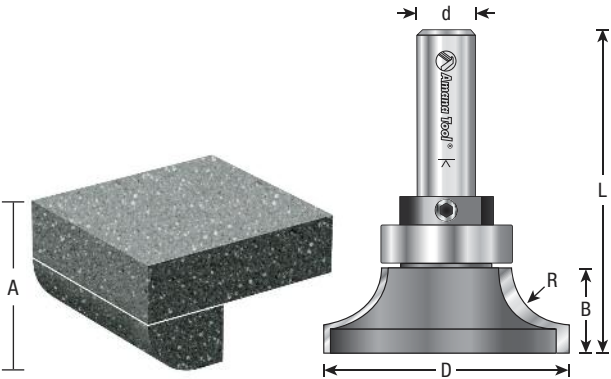
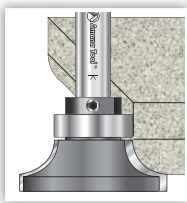
Round the lower edge of a counter with the router resting on the upper surface. No need to turn the heavy material over. This tool is especially useful for "job-site" work. (To complete a full 180° bullnose on 1/2", 1", 1-1/2" or 2" thick stock, use the corner-rounding bit with the radius bearing.) Furnished with Ultra-Glide™ non-marring Delrin®-sleeved ball-bearing guide.



ØD	A	R	B	Ød	L	Tool No.
2-1/8	1	1/2	3/4	1/2	2-7/8	57138
2-5/8	1-1/2	3/4	1	1/2	3	57140 ▲ ¹⁴

Replacement parts: Ultra-Glide™ bearing #47737; Collar #47740.

▲ **Warning:** Maximum RPM ▲ ¹⁴ = 14,000



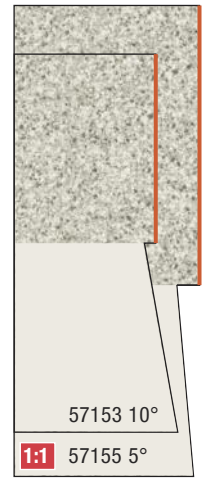
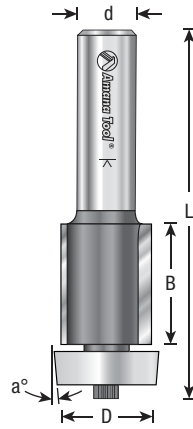
BOWL & SINK TRIM

Carbide Tipped • 2 Flute with Ultra Glide™ Ball Bearing Guide

Trim a sink cut-out flush with the bowl in stages using these “over-hang” and flush trim bits in tandem. The overhang bits are equipped with non-marring Ultra-Glide™ bearings that are tapered to match the slope of the bowl’s side. A first pass with the appropriate overhang bit cleans the cut-out edge, leaving a very slight overhang at the underside of the counter. A pass with the flush-trim bit completes the operation.



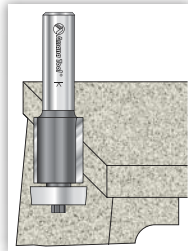
ØD	B	a°	Ød	L	Description	Tool No.
3/4	1	10°	1/2	3-1/4	1/16 Over-Hang	57153
49/64	1-1/2	5°	1/2	3-1/2	1/8 Over-Hang	57155
3/4	1	0°	1/2	3-1/2	Flush Trim	57154



Replacement Ultra-Glide™ Bearing Assemblies:

(Includes #5003 5/32" hex key).

Bearing Assembly	Tool No.
47726	57153
47709	57154
47733	57155



BEVEL TRIM


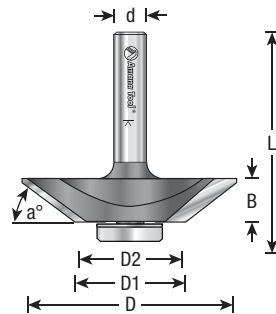
Carbide Tipped • 2 Flute • For Wilsonart® HD Laminate Sinks


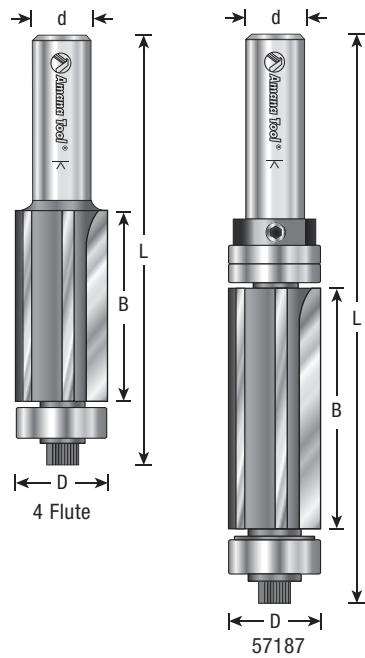
Only minimal sanding is required after using this bevel trim bit to profile the laminate and adhesive of a Wilsonart® HD sink.



ØD	ØD1	ØD2	B	a°	Ød	L	Tool No.
1-55/64	15/16	7/8	3/8	50°	1/4	1-7/8	57159

Replacement bearing #47777.





FLUSH TRIM

Carbide Tipped • 4 Flute with Ball Bearing Guide

For a super-smooth cut finish with a flush trimming bit, use one with four flutes. Feed rate is reduced, but chipping is virtually eliminated.


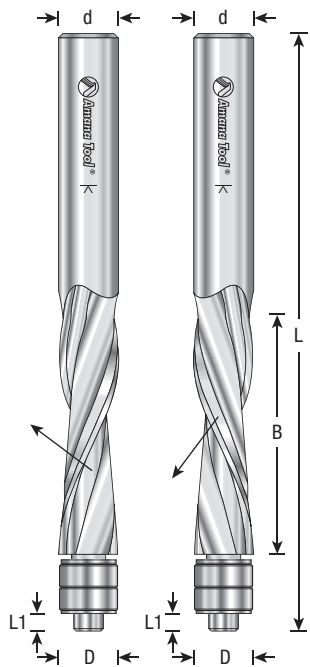


ØD	B	Ød	L	Tool No.
3/4	1	1/2	3	57184
3/4	1-1/2	1/2	4	57185
3/4	2	1/2	4-1/2	57186
3/4	2	1/2	4-3/4	57187 **

Standard replacement bearing (steel) use #47714.

Optional Delrin® replacement bearing use #47709 for solid surface application.

** Replacement parts: Bearings #47714 (bottom), #47721 (2 top); Retaining collar #47740.



ULTRATRIM™ SPIRAL TRIM

Solid Carbide • 2 Flute with Double Ball Bearing Guide

For the ultimate, chip-free finish in solid-surface, laminate, and melamine, and for template work of all kinds, use this solid carbide up-spiral bit. The twin ball-bearing pilot enhances the stability of the tool.



ØD	B	Ød	L	L1	'Up-cut' Tool No.	'Down-cut' Tool No.
1/2	1-1/4	1/2	4	5/32	46300	46400
1/2	2	1/2	5	5/32	46304	46404

Replacement bearing: use #47701 (2).

Lock ring: use #47752.

Washer: use #67053.



CNC SPIRAL 'O' FLUTE

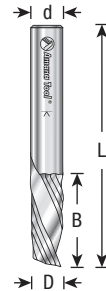
Solid Carbide • Single Flute • Up-Cut & Down-Cut

Produce super clean, smooth cuts, especially in acrylic materials (Plexiglas® Lucite®), other plastics, solid surfaces and wood.

Made according to strict tolerances from an exclusive carbide grade and polished to a mirror finish using Amana's unique process. Designed to eject chips either up or down. Ideal for industrial applications.



ØD	B	Ød	L	'Up-Cut' Tool No.	'Down-Cut' Tool No.
1/16	1/4	1/8	2	51415 †	51515 †
1/16	1/4	1/4	2	51441	—
1/8	1/4	1/8	2	51437 † <i>New</i>	—
1/8	3/4	1/8	2	51443 †	—
1/8	1/4	1/4	2	51416	—
1/8	5/16	1/4	1-1/2	—	51523 <i>New</i>
1/8	5/16	1/8	2	51453 †	—
1/8	1/2	1/8	2	51410 †	51510 †
1/8	1/2	1/4	2	51411	51511
1/8	5/8	1/4	2-1/2	51445	—
1/8	3/4	1/4	2-1/2	51446	—
5/32	9/16	1/4	2	51447	51516
3/16	3/8	3/16	2	51448	51518
3/16	3/8	1/4	2	51449	—
3/16	5/8	3/16	2	51412	51512
3/16	5/8	1/4	2	51417	51517
3/16	5/8	1/4	2-1/2	51423 <i>New</i>	—
3/16	7/8	1/4	2-1/2	51442	—
3/16	1-1/4	1/4	3	51418	—
7/32	3/4	1/4	2-1/2	51424	—
1/4	3/8	1/4	2	51425	51519
1/4	5/8	1/4	2	51419	—
1/4	3/4	1/4	2	51404	51504
1/4	3/4	1/4	2-1/2	51421	51524
1/4	7/8	1/4	2-1/2	51444	—
1/4	1	1/4	2-1/2	51405	51505
1/4	1-1/16	1/4	3	51409	—
1/4	1-1/4	1/4	3	51407	51507
1/4	1-3/8	1/4	3	51403	—
1/4	1-1/2	1/4	3	51413	51513
1/4	2-1/4	1/4	3-1/4	51646 <i>New</i>	—
3/8	3/8	3/8	3	51641 <i>New</i>	51528 <i>New</i>
3/8	5/8	3/8	2-1/2	51429	—
3/8	3/4	3/8	3	51426	51509
3/8	1-1/8	3/8	3	51414	51514
3/8	1-5/8	3/8	3-1/2	51427	—
1/2	1-1/4	1/2	3	51645 <i>New</i>	51529 <i>New</i>
1/2	1-3/8	1/2	3-1/2	51644	—
1/2	1-5/8	1/2	3-1/2	51428	—
1/2	2	1/2	4	51648 <i>New</i>	—



Benefits of "Mirror Finish"

- Razor sharp cutting edge
- Effortless chip removal
- Helps prevent chip re-welding
- Extended tool life
- Exceptional cut quality



Excellent for Cutting:

- Plastic/Acrylic
- Acetal and Nylon
- Acrylic Stone
- Acrylonitrile Butadiene Styrene (ABS)
- Alupanel®
- Corian
- Coroplast®*
- Correx Boards**
- Corrugated Polypropylene
- Delrin
- Gator Board
- Foam Board
- High Density Polyethylene (HDPE)
- Lucite®
- Mechanical/Engineered Plastics
- Plexiglas®
- Poly (methyl methacrylate) (PMMA)
- Polycarbonates
- Solid Surface
- Teflon®
- Ultra High Molecular Weight Polyethylene (UHMWPE)
- Wood

* Coroplast® is a soft plastic cardboard made with super soft, super flexible PVC.

** Correx refers to a wide range of extruded twin-wall plastic-sheet products produced from high-impact Polypropylene resin with a similar make-up to corrugated fiberboard.


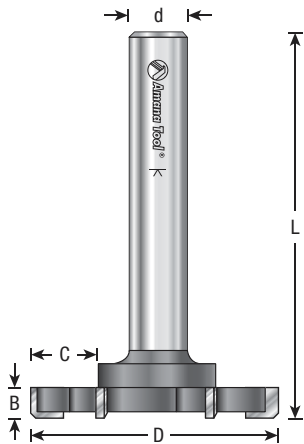
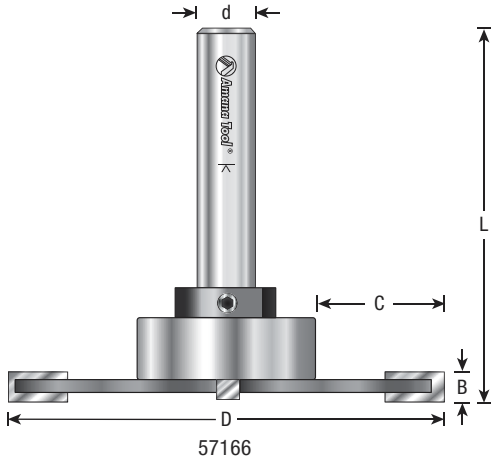
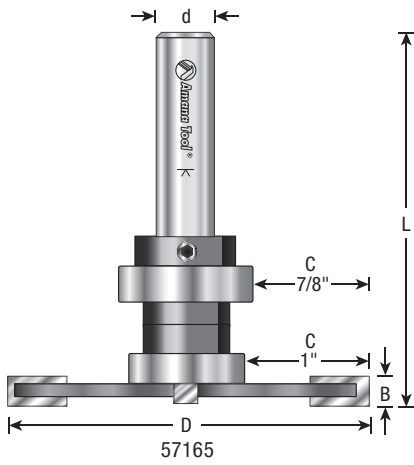


CNC feed and speed available online

Metric Sizes

ØD	B	Ød	L	'Up-Cut' Tool No.	'Down-Cut' Tool No.
2mm	6mm	3mm	50mm	51634	—
3mm	12mm	3mm	64mm	51491	—
3mm	12mm	6mm	50mm	—	51526
4mm	12mm	4mm	64mm	51636	—
5mm	16mm	5mm	64mm	51493	—
6mm	16mm	6mm	63mm	51638	—
6mm	20mm	6mm	64mm	51495	—
6mm	30mm	6mm	75mm	51497	—
6mm	32mm	6mm	75mm	—	51527
6mm	38mm	6mm	75mm	51499	—

Additional metric sizes available on page 23.



CUT-OUT

Carbide Tipped • 4-Wing

Use for cutting out under-mount bowls, Surell®, Fountainhead® and other solid surface under-mount bowls. For Corian® bowls, must be used with a Corian® bowl template.




ØD	B	C	Ød	L	Tool No.
3	3/16	7/8 & 1	1/2	3-5/32	57165 ▲ ¹²
3-5/8	1/4	1	1/2	3-9/32	57166 ▲ ¹²

Bearing	Spacer	Collar	Key	Tool No.
47745, 47747	55371	47739	5002	57165
47749	55363	47739	5002	57166

Note: To achieve the best possible results use these bits with a variable speed router. Minimum horsepower: 2-1/2 Speed: 12,000 RPM or less.

▲ **Warning:** Maximum RPM ▲¹²=12,000




COUNTER-TOP TRIM

Carbide Tipped • 6-Wing

Create extra-smooth shallow recesses in counter-tops with this 6-wing tool. The radiused cutting tips produce an edge that's easy on the fingers and simple to clean. Use in a handheld router.



ØD	B	C	Ød	L	Tool No.
2-1/16	1/4	1/2	1/2	3-5/16	57136



COVE/BACKSPLASH

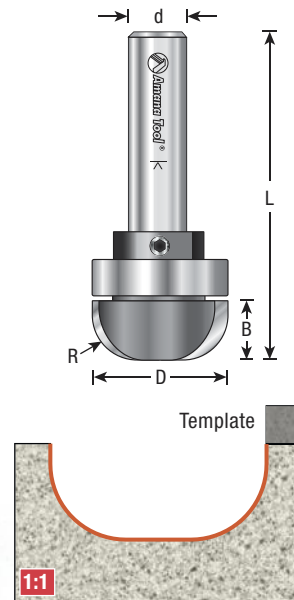
Carbide Tipped • 2 Flute with Ultra Glide™ Ball Bearing Guide

Radius the transition from horizontal counter-top surface to vertical backsplash with this bit. The cutting profile is a modified cove, having rounded corners separated by a flat. A shank-mounted Ultra-Glide™ bearing guides the cut. Use in a handheld router.



ØD	R	B	Ød	L	Tool No.
1-1/8	3/8	1/2	1/2	2-7/8	57232

Replacement parts: Ultra-Glide™ bearing #47737; Collar #47740.



ROMAN OGEE

Carbide Tipped • 2 Flute with Ultra Glide™ Ball Bearing Guide


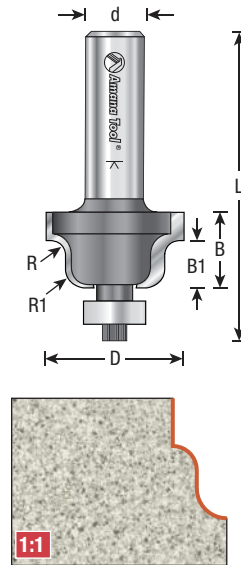
Form a classic Roman ogee profile on the edges of solid-surface materials without concern that the bearing will damage it. This bit's Ultra-Glide™ bearing is gentle on the material.



ØD	R	R1	B	B1	Ød	L	Tool No.
1-1/8	1/8	5/32	5/8	3/8	1/2	2-1/2	57127

Replacement Ultra-Glide™ bearing #47707.

Optional replacement steel bearing #47706.



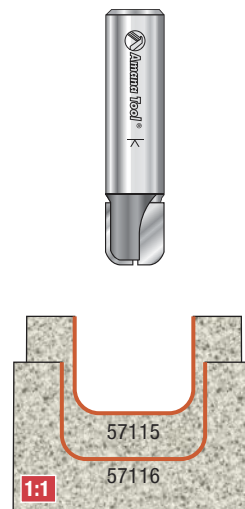
DRAIN-BOARD

Carbide Tipped • 2 Flute

This bit is perfect for cutting custom drain-board patterns in solid surface materials, as well as wooden counter-tops and cutting boards. It produces a flat-bottomed groove with radiused corners. Use in a handheld router guided by a template, fence or edge guide.



ØD	B	R	Ød	L	Tool No.
5/8	1/2	1/8	1/2	2	57115
3/4	1/2	1/8	1/2	2	57116


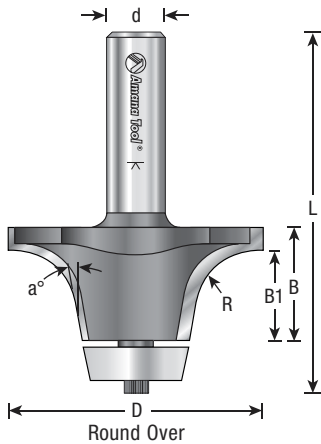




UNDERMOUNT BOWL

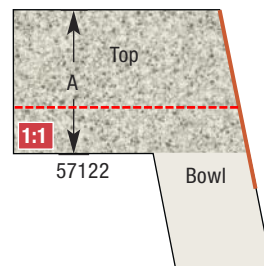
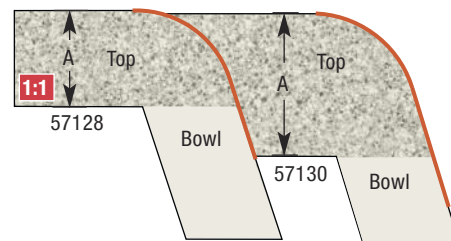
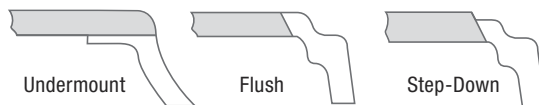
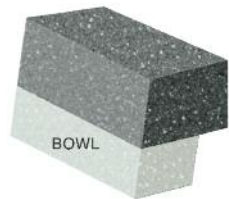
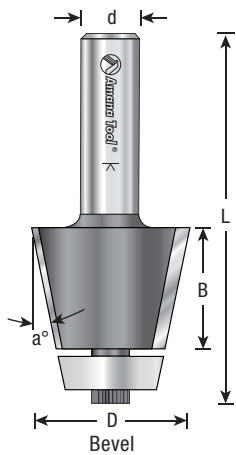
Carbide Tipped • 2 Flute with Ultra Glide™ Ball Bearing Guide

These bits prepare and/or finish counter-top edges in conjunction with undermount bowl installations. The round over and ogee bits trim and profile the counter-top edges after the bowl is mounted. The bevel bit trims the sink cut-out flush with an installed undermount bowl, but it also can be used with a template to prepare a sink cut-out for a bevel-mount bowl. All these tools can be used for undermount applications of Corian® sink and bowl #'s 802S, 804S, 805S, 809S & 871S.



ØD	a°	R	A	B	B1	Ød	L	Type	Tool No.
2-1/8	18°	1/2	1/2	1	3/4	1/2	3	Round Over	57128
2-1/4	18°	9/16	3/4	1-1/4	1	1/2	3-1/4	Round Over	57130
1-1/4	11.5°	—	1/2 & 3/4	15/16	—	1/2	3	Bevel	57122

Replacement Ultra-Glide™ bearing assembly #47726 (all tools).
(Includes #5003 5/32" hex key and #67093 Allen screw).



UNDERMOUNT BOWL

Carbide Tipped • 2 Flute with Ultra Glide™ Ball Bearing Guide

For Corian® Bowl #'s 874S, 810AS, 850, 857B, 859S, 871S, 872S, 891S & 893S

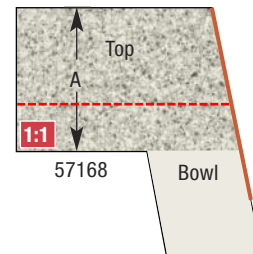
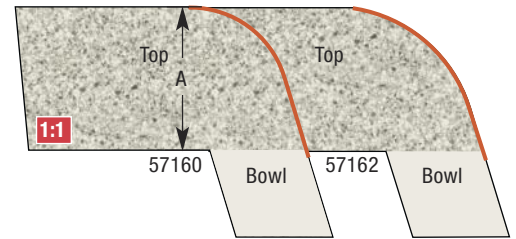
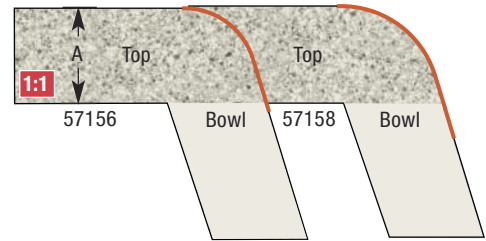
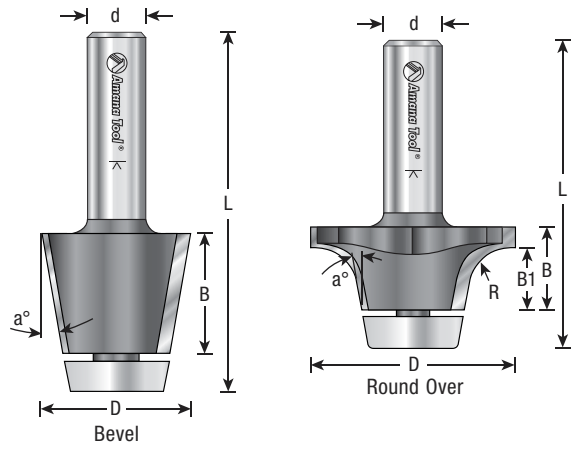

These bits are designed specifically for use in undermount installations of Corian® bowl #874-S. They trim and profile the counter-top edges after the bowl is mounted.



ØD	a°	R	A	B	B1	Ød	L	Type	Tool No.
1-1/4	10°	—	1/2 or 3/4	1	—	1/2	3	Bevel	57168
1-25/32	17°	3/8	1/2	11/16	17/32	1/2	2-1/2	Round Over	57156
2	14°	1/2	1/2	11/16	17/32	1/2	2-1/2	Round Over	57158
2-1/8	17°	1/2	3/4	1	25/32	1/2	2-7/8	Round Over	57160
2-1/4	15°	3/4	3/4	1-1/4	25/32	1/2	3	Round Over	57162 ▲ ²⁰

Replacement Ultra-Glide™ bearing assembly #47731 (includes #5009 1/8" hex key and #67146 special flat head machine screw).

▲ **Warning:** Maximum RPM ▲²⁰ = 20,000



UNDERMOUNT BOWL

Carbide Tipped • 2 Flute with Ultra Glide™ Ball Bearing Guide

These bits trim and profile the counter-top edges after the bowl is mounted. Each bit has a cutting draft with a bearing that matches, enabling the cutter to do more work so you have to do less.

10° Cutting Draft

Designed specifically for use in undermount installations of:

Gemstone Vanity #'s 1514-V0, 1812-V0, 1613-VSO, 1814-V0, 1814-EVO, 1313-V0, 1513-V0, 1711-V0

Gemstone Bar & Kitchen Sink #'s 1014-S, 1016-S, 1318-S, 1411-S, 1507-S, 1515-S, 1815-S, 1524-S, 1517-S, 1616-S, N1616-S, 1616-ES, 2116-US, 2015-S, 2318-S, 2416-ES, 2615-S, 2716-US, 2718-S, 2818-S, 2033-S, 2916-UD, 1729-D, 2917-D, 1930-DL, 1630-D, 3016-D, 3118-D, 3218-D

Livingstone Vanity #K-140G

Livingstone Kitchen Sink #'s K130-G, K140G, K160G

DuPont Kitchen Vanity #'s 810P, 8252, 8254, 850P

DuPont Kitchen Sink #850-P

Wilsonart® Vanity #'s BV1514, BV1812, BV1313, BV1711

Wilsonart® Kitchen Sink #'s BK2015, BK1515, BD1630, BD3016, BK2716US

Formica Vanity #L080

Formica Kitchen Sink #'s K080A, K250A



ØD	D1	a°	R	B	B1	Ød	L	Type	Tool No.
2-9/64	13/16	10°	33/64	63/64	25/32	1/2	2-25/32	Round Over	57267

Replacement parts: Ultra-Glide™ bearing for #47787; Screw #67146; Allen Key #5009.

14° Cutting Draft

Designed specifically for use in undermount installations of:

Gemstone Vanity #'s 1410-V0, 1613-UVO, 1914-V0, 2114-V0

Livingstone Vanity #V130-G

Wilsonart® Vanity #'s BV1410, BV1613

Formica Vanity #'s L075, L100

Avonite Vanity #'s VS-1815, VS2015



ØD	D1	a°	R	B	B1	Ød	L	Type	Tool No.
2-3/16	55/64	14°	33/64	63/64	25/32	1/2	2-25/32	Round Over	57268

Replacement parts: Ultra-Glide™ bearing #47785; Screw #67146; Allen Key #5009.

18° Cutting Draft

Designed specifically for use in undermount installations of:

Corian® Vanity # 74-12

Gemstone Vanity #'s 1512-V0, 1610-V0, 1612-V0, 1713-V, 1319-VF0, 1321-V0, 2213-V0 (Baby Bath), 1311-S

Wilsonart® Vanity #'s BV1612, BV1512, BV2213

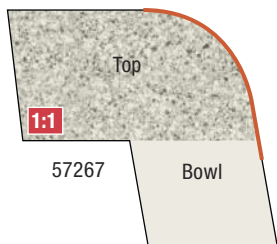
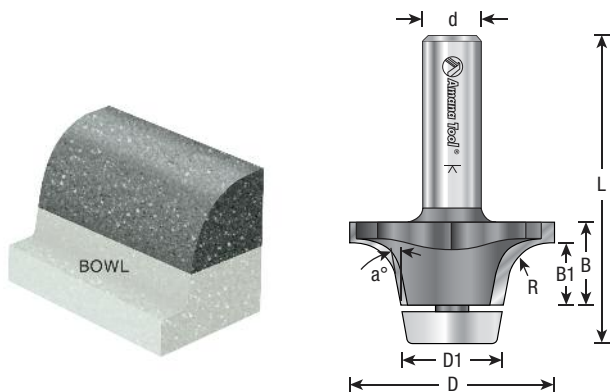
Formica Vanity #L065

They trim and profile the counter-top edges after the bowl is mounted.

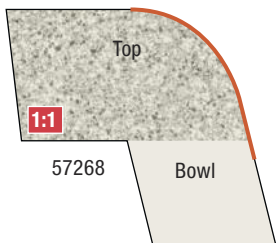


ØD	D1	a°	R	B	B1	Ød	L	Type	Tool No.
2-7/32	13/16	18°	33/64	63/64	25/32	1/2	2-25/32	Round Over	57269

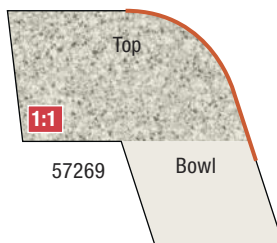
Replacement parts: Ultra-Glide™ bearing #47788; Screw #67146; Allen Key #5009.



57267



57268



57269

KARRAN® STAINLESS STEEL SINK EDGE BITS

Carbide Tipped • 2 Flute with Ultra Glide™ Ball Bearing Guide

These bits are designed specifically for use for the Karran stainless steel Edge Sinks for laminate and 1/2" solid surface materials. They trim the counter-top edge after the bowl is mounted.



ØD	A	a°	B	Ød	L	Description	Tool No.
1-3/16	1/2 or 3/4	11.5°	1	1/2	3-1/8	Bevel	57169
49/64	1/2 or 3/4	—	1-1/2	1/2	3-1/2	Flush	57155
7/8	1/2 or 3/4	15°	7/8	1/4	2-1/4	Bevel	49409
1-3/4	1/2 or 3/4	24°	7/8	1/2	2-7/8	Bevel	57171* <i>New</i>
2-3/8	1/2 or 3/4	45°	13/16	1/2	2-7/8	Bevel	57163

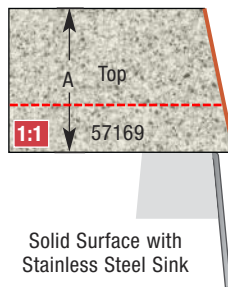
* For use on the Edge Series Sinks with solid surface countertops.

Replacement Ultra-Glide™ bearing assembly #47733 (fits #57169 & #57155 and includes #5009 1/8" hex key and #67146 special flat head machine screw).

Steel ball bearing #47718 (fits #49409).

Ultra-Glide™ bearing #47765 (fits #57163), Screw #67147.

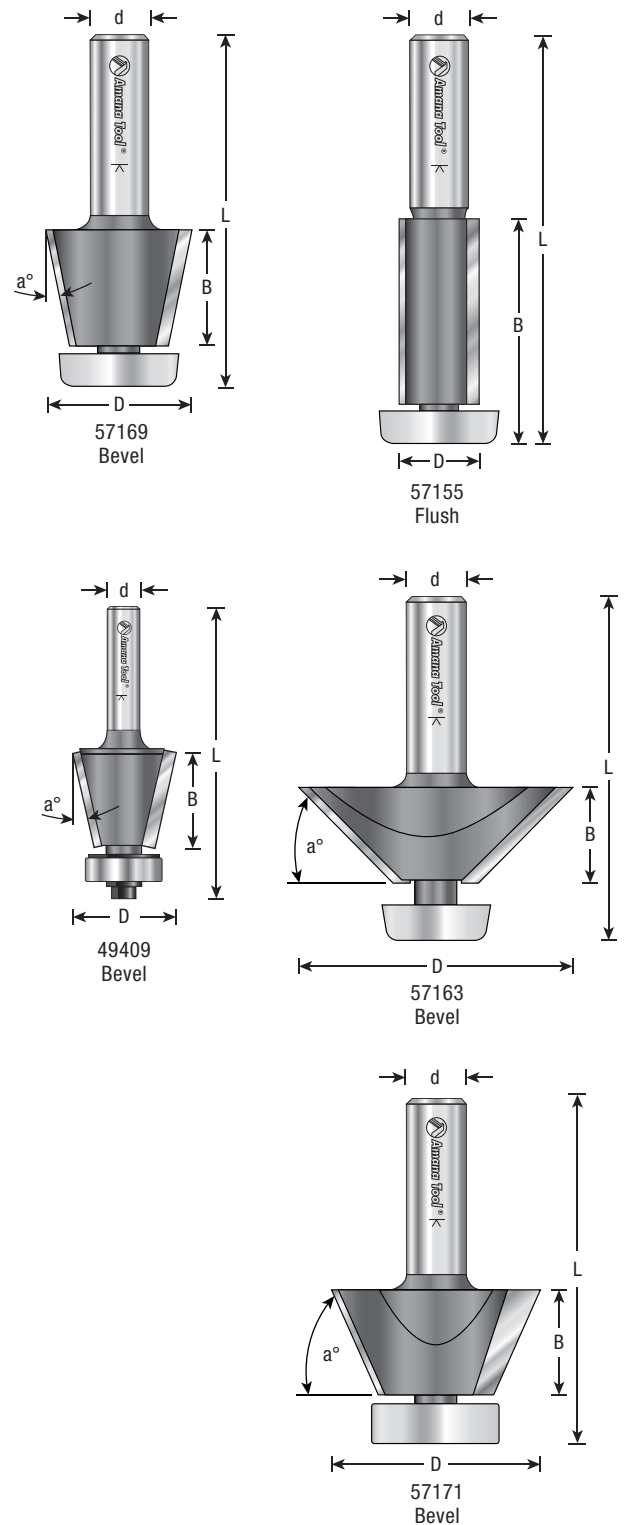
Ultra-Glide™ bearing #47797 (fits #57171), Screw #67147, Key #5009.


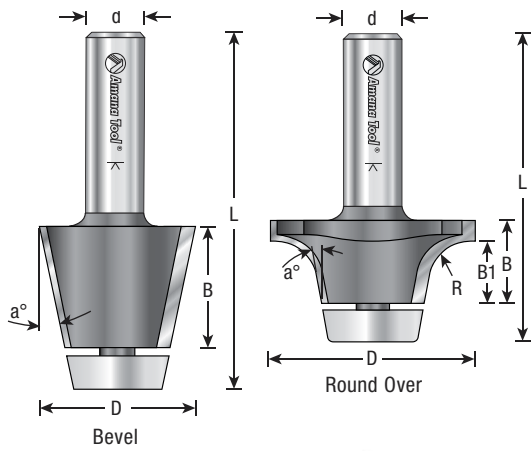


Solid Surface with
Stainless Steel Sink



Laminate with
Stainless Steel Sink





WILSONART® BOWL


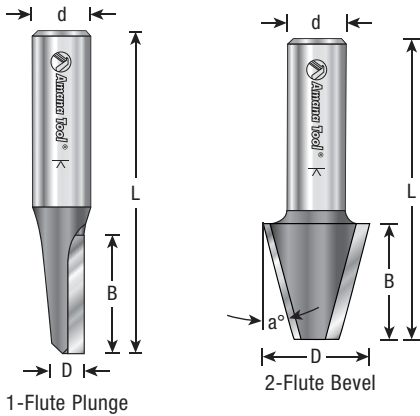
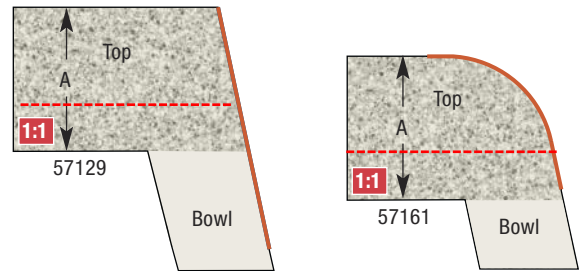
Carbide Tipped • 2 Flute with Ultra Glide™ Ball Bearing Guide

These bits, designed specifically for use with the Wilsonart® bowl, produce two different edge treatments – a bevel with a hard edge and a bevel with a rounded-over edge. Use with any handheld router; the Ultra-Glide™ bearing guides the cut.



Counter-top									
ØD	a°	R	Thickness(A)	B	B1	Ød	L	Type	Tool No.
1-1/2	12°	—	1/2 to 1-1/4	1-1/4	—	1/2	3-1/16	Bevel	57129
2-3/8	12°	9/16	1/2 to 3/4	7/8	11/16	1/2	2-11/16	Round Over	57161

Replacement Ultra-Glide™ bearing assembly #47732 (includes #5009 1/8" hex key and #67146 special flat bead machine screw).



TOP-MOUNT ROUTER EUROPEAN TYPE

Carbide Tipped • 2 Flute

For sink cut-outs and to prepare counter-top for top-mount installation of sink or bowl.

Among others, can be used for Corian® sink and bowl #'s 830A, 852RA, 852LA, and 854RA.



ØD	a°	B	Ød	L	Type	Tool No.
3/8	—	1	1/2	2-3/4	1-Flute Plunge	45302
29/32	15°	15/16	1/2	2-1/2	2-Flute Bevel	57132



DECORATIVE EDGE

Carbide Tipped • 2 Flute with Ultra-Glide™ Ball Bearing Guide Assembly

Amana Tool® has a wider variety of profile cutters designed specifically for use on solid surface materials than any other manufacturer. This series of profile cutters are scaled for thick or even built-up solid surface structures. With most profiles, uncomfortably sharp edges are entirely eliminated, replaced with soft curves. All bits are equipped with easy-on-the-material Ultra-Glide™ pilot bearings. All are large bits that must be run at reduced speed in a high-horsepower router.

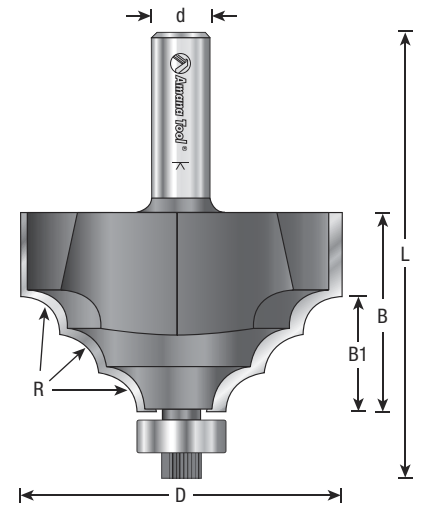


ØD	R	B	B1	Ød	L	Tool No.
2-5/8	5/16	1-5/8	15/16	1/2	3-1/2	57200

Replacement Ultra-Glide™ bearing #47709 (includes #5003 5/32" hex key).

▲ **Warning:** Maximum RPM=12,000

Note: Can also be used for woodworking applications by substituting #47709 Ultra-Glide™ bearing for #47714 steel bearing. Order #47714 separately.



CHAMFER

Carbide Tipped • 2 Flute with Ultra-Glide™ Ball Bearing Guide Assembly

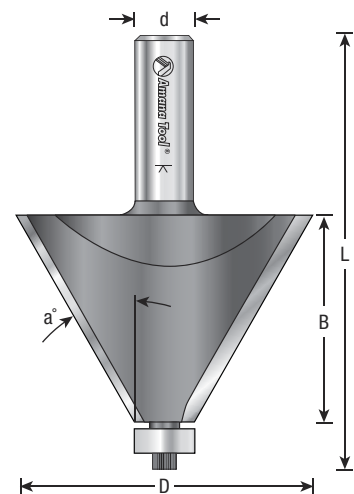
Chamfer bevel solid-surface edges with one of these two bits. These large bits must be run at reduced speed in a high-horsepower router.

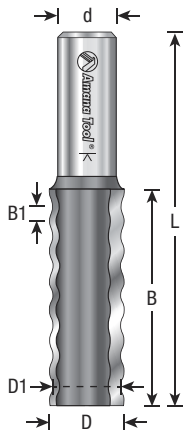


ØD	a°	B	Ød	L	Tool No.
2	45°	3/4	1/2	2-5/8	57220
2-17/32	30°	1-3/4	1/2	3-5/8	57258 ▲ ¹²

Replacement Ultra-Glide™ bearing #47707.

▲ **Warning:** Maximum RPM ▲¹²=12,000





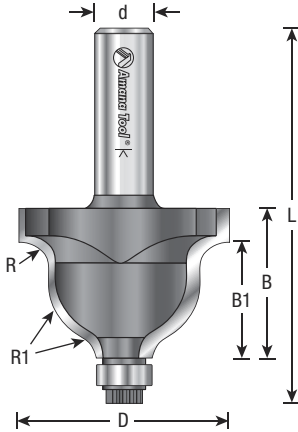

WAVY JOINT

Carbide Tipped • 2 Flute

Creates a solid joint in the material by adding a greater surface for glue.



ØD	ØD1	B	B1	Ød	L	Tool No.
5/8	37/64	1-13/16	1/8	1/2	3-1/8	57260



LONG OGEE


Carbide Tipped • 2 Flute with Ultra-Glide™ Ball Bearing Guide Assembly

To soften and beautify a thick or built-up edge, use this bit, which cuts a vertically elongated reverse ogee profile.



ØD	R	R1	B	B1	Ød	L	Tool No.
1-3/4	15/64	33/64	1-1/4	1	1/2	3-1/4	57246

Replacement Ultra-Glide™ bearing assembly #47707.



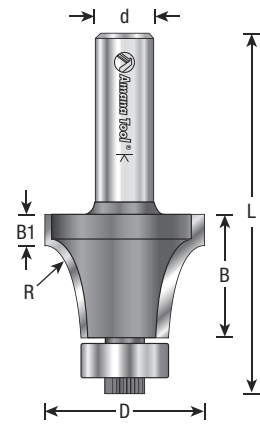
DECORATIVE EDGE TRIM

Carbide Tipped • 2 Flute



ØD	B	B1	R	Ød	L	Tool No.
1-5/16	1-1/16	7/32	1-3/8	1/2	3-1/8	57257

Replacement bearing #47709.



DOUBLE BULLNOSE

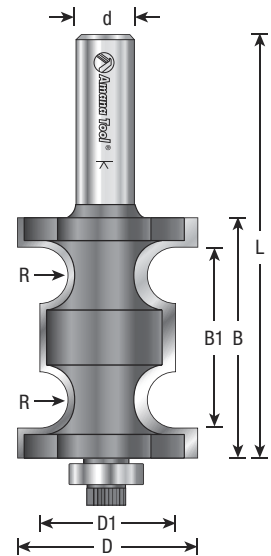
Carbide Tipped • 2 Flute with Ball Bearing Guide

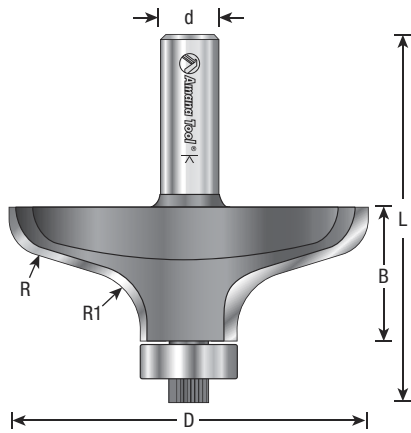
Cut bullnose profiles on two layers in a stack in one pass with this large cutter.



ØD	ØD1	R	B	B1	Ød	L	Tool No.
1-1/2	1-1/8	15/64	2	1-1/2	1/2	3-1/8	57238

Replacement bearing #47712.





DECORATIVE EDGE

Carbide Tipped • 2 Flute with Ultra-Glide™ Ball Bearing Guide Assembly

Cut a table-edge type profile on the edge of a solid-surface counter-top with this large bit. The profile is an elongated ogee. Because of its large diameter, this bit should only be used in a high-horsepower router and run at reduced speed.



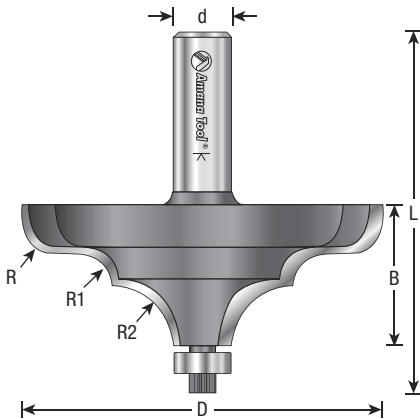
ØD	R	R1	B	Ød	L	Tool No.
3	5/16	1/2	1-1/8	1/2	3-1/8	57248

Replacement Ultra-Glide™ bearing assembly #47709.

▲ Warning: Maximum RPM=15,000



This bit produces a table-edge type profile on a solid-surface counter-top. The bit combines the traditional ogee form with a large quarter-round. Because of its large diameter, this bit should only be used in a high-horsepower router and run at reduced speed.



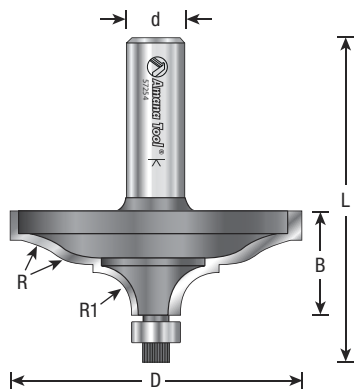
ØD	R	R1	R2	B	Ød	L	Tool No.
3	1/4	15/64	1/2	1-11/64	1/2	3-1/16	57252

Replacement Ultra-Glide™ bearing assembly #47707.

▲ Warning: Maximum RPM=16,000



This bit combines a traditional shallow ogee form with a substantial quarter-round to produce a table-edge type profile on a solid-surface counter-top. Adjust cut depth of router to control the margin of the profile. Because of its large diameter, this bit should only be used in a high-horsepower router and run at reduced speed.



ØD	R	R1	B	Ød	L	Tool No.
2-1/2	19/32	19/64	7/8	1/2	2-3/4	57254

Replacement Ultra-Glide™ bearing assembly #47707.





INDUSTRIAL

Router Bit

Replacement Parts



INDEX



Tool No.	Page #	Bearing(s)	Set Screw	Screw	Dust Shield	Flat Washer	Lock Washer	Collar w/ Set Screw	Collar Set Screw Only	Snap Ring	Hex Nut
DR8-400	38, 91	47706	—	67018	—	—	—	—	—	—	—
MR0100 to MR0114	175	47775	—	—	—	67129	—	—	—	—	67135
RC-1000 to RC-1006	92	47711	—	67176 (3)	—	—	—	—	—	—	—
RC-1008 to RC-1012	98	47712	—	67115 (3)	—	—	—	—	—	—	—
RC-1014	98	47701	—	67115 (3)	—	—	—	—	—	—	—
RC-1230	90	—	—	—	—	—	—	—	—	—	—
RC-2000	91, 92	47706	67016 (2)	67018	—	—	—	—	—	—	—
RC-2400	90	—	—	—	—	—	—	—	—	—	—
RC-3400	4	—	—	67057	—	—	—	—	—	—	—
RC-45226	63, 137	—	—	67013	—	—	—	—	—	—	—
RC-45910	107, 137	47701	—	—	—	—	—	—	—	—	—
RC-47104	91, 137	47706	67013 (2)	67011	—	—	—	—	—	—	—
RC-49104	123, 137	47706	—	67011	—	—	—	—	—	—	—
RC-49300	137, 156	47706	—	67011	—	—	—	—	—	—	—
RC-49355	158	—	67094	67094	—	67202	—	—	—	—	—
RC-49360	158	See Page	—	67094	—	67202	—	—	—	—	—
RC-49496, RC-49504	116, 137	47706	—	67011	—	—	—	—	—	—	—
RC-54111	137	47706	—	67011	—	—	—	—	—	—	—
44100	22	47706 (2)	—	—	67098	—	—	—	—	—	67086
45360 to 45364	89	47721	—	—	—	—	—	47739	—	—	—
45460, 45461	89	47701	—	—	—	—	—	47724	67091	—	—
45460-S	90, 173	47701	—	—	—	—	—	47724	67091	—	—
45462	89	47712	—	—	—	—	—	47724	67091	—	—
45462-S	90	47712	—	—	—	—	—	47724	67091	—	—
45463	89	47721	—	—	—	—	—	47739	67091	—	—
45464	89	47714	—	—	—	—	—	47724	67091	—	—
45464-S	90	47714	—	—	—	—	—	47724	67091	—	—
45465	89	47721	—	—	—	—	—	47739	67091	—	—
45466	89	47722	—	—	—	—	—	47730	67091	—	—
45467	89	47754	—	—	—	—	—	47739	67091	—	—
45468	89	47738	—	—	—	—	—	47740	67091	—	—
45468	89	47712	—	—	—	—	—	47724	—	—	—
45469 to 45470	89, 155	47712	—	—	—	—	—	47724	—	—	—
45474-S	90	47753	—	—	—	—	—	47724	—	—	—
45475	89	47751 (2)	—	—	—	—	—	47764	—	—	—
45475-S	90	47751 (2)	—	—	—	—	—	47764	—	—	—
45476, 45478, 45479	155	47712	—	—	—	—	—	47724	—	47752	—
45481	89, 173	47701	—	—	—	—	—	47724	—	—	—
45482 to 45483	89	47712	—	—	—	—	—	47724	67091	—	—
45484	92	47714	—	—	—	—	—	47724	—	—	—
45485	89	47714	—	—	—	—	—	47724	67091	—	—
45487, 45491	89, 173	47701	—	—	—	—	—	47724	—	—	—
45489-S	90	47701	—	—	—	—	—	47724	—	—	—
45495	92	47701	—	—	—	—	—	47724	—	—	—
45496	92	47714	—	—	—	—	—	47724	—	—	—
45550, 45551	89	47738	—	—	—	—	—	47724	—	—	—
45561	86	47714	—	—	—	—	—	47724	67091	—	—
45563	86	47721	—	—	—	—	—	47739	67091	—	—
45565	86	47754	—	—	—	—	—	47740	67091	—	—
45567	86	47758	—	—	—	—	—	47740	67091	—	—
45567	86	47701	—	—	—	—	—	47724	67091	—	—
45582	86	47712	—	—	—	—	—	47724	67091	—	—
45586	86	47714	—	—	—	—	—	47724	67091	—	—
45590	86	47756	—	—	—	—	—	47740	67091	—	—
45668, 45676	173	47701	—	—	—	—	—	47724	—	—	—
45669	173	47714	—	—	—	—	—	47724	—	—	—
45672, 45678	173	47712	—	—	—	—	—	47724	—	—	—
45674	173	47708	—	—	—	—	—	47724	—	—	—
45750, 45950	46	47701	—	—	—	—	—	47724	—	—	—
45788	46	47738	—	—	—	—	—	47740	—	—	—
459501	153	47701	—	—	—	—	—	47724	—	—	—
45852	153	47701	—	—	—	—	—	47739	—	—	—
45880 to 45882	155	47712	—	—	—	—	—	47724	—	—	—
45884	155	47741	—	—	—	—	—	47724	—	—	—
45983	105	47701	—	—	—	—	—	47724	67091	—	—
45988	105	47714	—	—	—	—	—	47724	67091	—	—
45990	105	47721	—	—	—	—	—	47739	67091	—	—
45992	105	47738	—	—	—	—	—	47740	67091	—	—
46192	97	47708 (2)	—	—	—	—	—	—	—	—	67086
46300 to 46304	96, 212	47706 (2)	—	67096	67098	—	—	—	—	—	67086
46400, 46404	96, 212	47706 (2)	—	—	—	—	—	—	—	—	67086
47090 to 47092	91	47723	—	67134	—	—	—	—	—	—	—
47093	91	47702	—	67096	67101	67202	—	—	—	—	—
47094	94	47706 (L) & 47701 (U)	—	67109	—	67101	—	47724	—	—	—
47096	94	47714 (L) & 47721 (U)	—	67109	—	67101	—	47739	—	—	—
47100 to 47103	91	47702	—	67096	67101	67201	67124	—	—	—	—
47104, 47106, 47108, 47110, 47112, 47114	91	47706	—	67096	67098	67202	—	—	—	—	—
47105, 47109, 47111, 47113	93	47702	—	67096	67101	67102	—	—	—	—	—
47115	93	47702	—	67096	67098	67202	—	—	—	—	—
47116, 47117, 47118, 47120	91	47706	—	67096	67098	67202	—	—	—	—	—
47118-2	91	47706 (2)	—	67096	67098	67202	—	—	—	—	—
47124 to 47129	91, 93	47706	—	67096	67098	67202	—	—	—	—	—
47124-2 to 47128-2	93	47706 (2)	—	—	67098	67202	—	—	—	—	67118
47130, 47134, 47135, 47136, 47138	94	47714	—	67109	—	67101	—	—	—	—	—
47131	93	47706	—	67109	67098	67101	—	—	—	—	—
47140 to 47141	91	47714	—	67109	67101	—	—	—	—	—	—
47144	34	47706	—	67096	67098	67202	—	—	—	—	—
47150 to 47154	93	47704	—	67095	67100	67124	—	—	—	—	—
47160 to 47162	97	47706	—	—	—	—	—	—	—	—	—
47174	95, 173	47706	—	—	—	—	—	—	—	—	—
47180	93	47712	—	67109	—	67101	—	—	—	—	—
47182 to 47184	93	47714	—	67109	—	67101	—	—	—	—	—
47190 to 47194	97	47718	—	67096	67098	67101	—	—	—	—	—
47200 to 47204	98	—	—	67096	67098	67202	—	—	—	—	—
47206	98	47704	—	67096	67100	67082	—	—	—	—	—
47210	98	47706	—	67109	67098	67202	—	—	—	—	—
47300 to 47304	98	47716	—	67096	67098	67202	—	—	—	—	—
47400, 47404	99	47708	—	—	—	67204	—	—	—	—	67088
49092 to 49119	123	47704	—	67095	67100	67200	—	—	—	—	—
49120 to 49122	123	47706	—	67096	67098	67202	—	—	—	—	—
49200 to 49206	125	47704	—	67096	67098	67202	—	—	—	—	—
49207	125	47706	—	67096	67098	67202	—	—	—	—	—
49208 to 49214	121	47704	—	67095	67100	67200	—	—	—	—	—
49300 to 49302	156	47706	—	67096	67098	67202	—	—	—	—	—
49310	157	47706	—	—	—	—	—	—	—	—	—
49340 to 49350	156	see page	—	—	—	—	—	—	—	—	—
49360	157	47701 (2)	—	67094	—	67202	—	—	—	—	—
49400 to 49402	113	47704	—	67095	67100	67200	—	—	—	—	—
49404	113	47706	—	67096	67098	67202	—	—	—	—	—
49405	113	47710	—	67093	—	67101	—	—	—	—	—
49406, 49407, 49408, 49410	113	47706	—	67096	67098	67202	—	—	—	—	—
49409	219	47718	—	67096	67098	67101	—	—	—	—	—
49412	113	47704	—	67095	67100	67200	—	—	—	—	—
49414 to 49416	113	47706	—	67096	67098	67202	—	—	—	—	—
49492 to 49502, 49504 to 49506, 49508 to 49526	116	47706	—	67096	67098	67202	—	—	—	—	—
49503, 49507	119	47706	—	67096	67098	67202	—	—	—	—	—
49528	118	47706 & 47790	—	67011	—	—	—	—	—	67176	—
49529	118	47721 & 47792	—	67011	—	—	—	—	—	67176	—
49530	184	47706	—	67096	67098	67101	—	—	—	—	—
49532	184, 259	47706	—	67096	67098	67101	—	—	—	—	—
49534	184, 189	47706	—	67096	67098	67101	—	—	—	—	—
49535, 49536, 49537, 49538	184	47706	—	67096	67098	67101	—	—	—	—	—
49540 to 49554,											

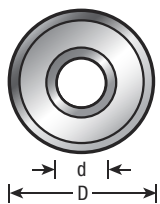
Tool No.	Page #	Bearing(s)	SET Screw	Screw	Dust Shield	Flat Washer	Lock Washer	Collar w/ Set Screw	Collar Set Screw Only	Snap Ring	Hex Nut
49644, 49650, 49660, 49670	205	47702	---	67096	67101	67202	---	---	---	---	---
49646, 49652, 49662, 49672	205	47701	---	---	---	---	---	47724	67091	---	---
49730	115	47708	---	---	---	---	---	---	---	---	67088
51420, 51422	---	47723	---	67134	---	---	---	---	---	---	---
51430	5	47723 (2)	---	67134	---	---	---	---	---	---	---
51432	5	47706	---	67011	---	---	---	---	---	---	---
51436	34	47779	---	---	---	---	---	---	---	---	---
51520, 51522	5	47723	---	67134	---	---	---	---	---	---	---
51530	128	47716	---	67096	67098	67202	---	---	---	---	---
51565 to 51570	120	47706	---	67096	67098	67202	---	---	---	---	---
51572	120	47716	---	67096	67098	67202	---	---	---	---	---
51574 to 51576	120	47714	---	67093	67126	---	---	---	---	---	---
51586	128	47712 (2)	---	---	---	---	---	---	---	---	---
53600	162, 200	47708	---	---	---	67204	---	---	---	---	---
53610	163	47708	---	---	---	---	---	---	---	---	67088
54100	122	47706	---	67096	67098	67202	---	---	---	---	---
54102 to 54108	121	47706	---	67096	67098	67101	---	---	---	---	---
54110, 54112, 54114	125	47706	---	67096	67098	67101	---	---	---	---	---
54113	186, 189	47706	---	67096	67098	67101	---	---	---	---	---
54116	186	47706	---	---	---	---	---	---	---	---	---
54117	186	47706	---	67096	67098	67202	---	---	---	---	---
54118, 54121	187	47706	---	67096	67098	67202	---	---	---	---	---
54119	187	47706	---	---	---	---	---	---	---	---	---
54120, 54122 to 54126	130	47706	---	67096	67098	67202	---	---	---	---	---
54127	125	47706	---	67096	67098	67202	---	---	---	---	---
54128, 54130, 54132, 54134, 54135	122	47706	---	67096	67098	67202	---	---	---	---	---
54131	199	47706	---	67096	67098	67101	---	---	---	---	---
54133	201	47706	---	500-10	---	---	---	---	---	---	---
54136, 54138, 54140 to 54142	129	47706	---	67096	67098	67202	---	---	---	---	---
54144 to 54150	124	47706	---	67096	67098	67202	---	---	---	---	---
54160 to 54162	120	47706	---	67096	67098	67202	---	---	---	---	---
54163	120, 200	47706	---	67096	67098	67202	---	---	---	---	---
54164 to 54172	120	47716	---	67096	67098	67202	---	---	---	---	---
54173, 54175	129	47706	---	67096	67098	67101	---	---	---	---	---
54180 to 54182	129	47706	---	67096	67098	67202	---	---	---	---	---
54186	132	47706	---	67096	67098	67202	---	---	---	---	---
54188	132	47716	---	67096	67098	67082	---	---	---	---	---
54190, 54192	131	47712 (2)	---	67109	---	---	---	47724	67091	---	---
54198	131	47702	---	67096	---	67101	---	---	---	---	---
54200	147	47706	---	67096	---	67100	---	---	---	---	---
54204	144	47706	---	67096	67098	67202	---	---	---	---	---
54211, 54213, 54217	135	47716	---	67096	67103	67202	---	---	---	---	---
54218 to 54220	144	47706	---	67096	67098	67202	---	---	---	---	---
54221	188	47713, 47763	---	---	---	---	---	---	---	---	67088
54222 to 54224	145	47706	---	67096	67098	67202	---	---	---	---	---
54227	188	47713, 47763	---	---	---	---	---	---	---	---	67088
54229	188	47713, 47763	---	---	---	---	---	---	---	---	67088
54232	146	47718	---	---	---	---	---	---	---	---	---
54234	145	47716	---	67096	67103	67202	---	---	---	---	---
54246	204	47776	---	67090	67101	---	---	---	---	---	---
54260	146	47706	---	67096	67098	67202	---	---	---	---	---
54262	150	47706	---	67096	67098	67202	---	---	---	---	---
54266	141, 146	47706	---	67096	67098	67202	---	---	---	---	---
54268 to 54269	150	47716	---	67096	67103	67202	---	---	---	---	---
54278	187	47706	---	67096	67098	67101	---	---	---	---	---
54286	146, 203	47712	---	67096	67103	67202	---	---	---	---	---
54288	146	47706	---	67096	67098	67202	---	---	---	---	---
54292	122	47706	---	67096	67098	67202	---	---	---	---	---
54294	135	47716	---	67096	67098	67202	---	---	---	---	---
54296	133	47712 (2)	---	67096	67098	67202	---	47724	---	---	---
54299	139	47706	---	67096	67104	---	---	---	---	---	---
54302 to 54308	134	47706	---	67096	67098	67202	---	---	---	---	---
54322	133	47706	---	67096	67098	67202	---	---	---	---	---
54324	133	47712	---	67096	67103	67202	---	---	---	---	---
54330 to 54332	134	47701, 47706	---	67096	67098	67202	---	47724	---	---	---
54350 to 54356	140	47716	---	67096	67103	67202	---	---	---	---	---
55312 to 55314	99	47727	---	---	---	67204	---	---	---	---	67088
55320 to 55330	171	47708, 47762	---	---	---	---	---	---	---	---	67088
55340	170	47708	---	---	---	---	---	---	---	---	67088
55343	170	47708	---	---	---	---	---	---	---	---	67088
55350, 55370, 55380	181	47708	---	---	---	---	---	---	---	---	67088
55360, 55362	198	47759	---	---	---	---	---	---	---	---	67088
55392	163	47736	---	---	---	---	---	---	---	---	67088
55400, 55401	169	47708 (2)	---	---	---	---	---	---	---	---	67088
55407, 55408	169	47708	---	---	---	---	---	---	---	---	---
55420, 55430, 55440	180	47708	---	---	---	---	---	---	---	---	67088
55421, 55431, 55441	179	47708	---	---	---	---	---	---	---	---	---
55426	201	47708	---	---	---	---	---	---	---	---	67088
55428	189	47706	---	67096	67098	67101	---	---	---	---	---
55429, 55432, 55433, 55436, 55437, 55438, 55439	177	47708	---	---	---	---	---	---	---	---	---
55454, 55456	172	47706	---	67096	---	67101	---	---	---	---	---
55460, 55462, 55464	183	47744(2)	---	---	---	67125(2)	---	---	---	---	67131
55466	167	47720 (2)	---	---	---	---	---	---	---	---	---
55468	167	47720, 47718	---	---	---	---	---	---	---	---	---
55500, 55510	160	47738	---	---	---	---	---	---	---	---	---
51436	34	47723 (2)	---	---	---	---	---	---	---	47779	---
56130	109	47708	---	---	---	---	---	---	---	47748	---
56140	109	47734	---	---	---	---	---	---	---	47750	---
56148	109	47708	---	---	---	---	---	---	67091	47748	---
56150	109	47734	---	---	---	---	---	---	67091	47750	---
57118 to 57120	208	47709	---	67109	---	67101	---	---	---	---	---
57122 to 57126	216	47726	---	67093	67126	67101	---	---	---	---	---
57127	215	47707	---	67096	---	67202	67101	---	---	---	---
57128	216	47726	---	67093	---	67101	---	---	---	---	---
57129	220	47732	---	67146	---	---	---	---	---	---	---
57130	216	47726	---	67093	67126	67126	---	---	---	---	---
57138, 57140	210	47737	---	67091	---	---	---	47740	67091	---	---
57139, 57141	210	47707	---	67096	---	67202	---	---	---	---	---
57146, 57148	208	47707	---	67096	67098	67202	---	---	---	---	---
57147, 57149 to 57152	210	47707	---	67096	---	67202	---	---	---	---	---
57153	211	47726	---	67109	67103	67101	---	---	---	---	---
57154	211	47709	---	67146	---	67101	---	---	---	---	---
57155	211, 219	47733	---	67146	---	67101	---	---	---	---	---
57156, 57158, 57160, 57162	217	47731	---	67146	---	---	---	---	---	---	---
57159	211	47777	---	67023	---	---	---	---	---	---	---
57161	220	47732	---	67146	---	---	---	---	---	---	---
57163	219	47765	---	---	---	---	---	---	---	---	---
57165	214	47745, 47747	---	---	---	55371	---	47739	---	---	---
57166	214	47749	---	---	---	55363	---	47739	---	---	---
57168	217	47731	---	67146	---	---	---	---	---	---	---
57169	219	47733	---	67146	---	---	---	---	---	---	---
57170	209	47774	---	67146	---	---	---	---	---	---	---
57184 to 57186	91, 212	47714	---	67109	67116	---	67128	---	---	---	---
57187	91, 212	47714 & 47721 (2)	---	67109	---	---	---	47740	---	---	---
57190	118, 209	47767	---	67109	---	67101	---	---	---	---	---
57191	118, 209	47766	---	---	---	---	---	---	---	---	---
57192	118, 209	47768	---	67109	---	67101	---	---	---	---	---
57194	118, 209	47769	---	67109	---	67101	---	---	---	---	---
57200	221	47709	---	67109	67116	67101	---	---	---	---	---
57208	221	47709	---	67109	67116	67101	---	---	---	---	---
57218	221	47709	---	67109	67116	67101	---	---	---	---	---
57220	222	47707	---	67096	---	67202	---	---	---	---	---
57232	215	47737	---	---	---	---	---	47740	---	---	---
57238	223	47712	---	67096	67103	67202	---	---	---	---	---
57242 to 57246	223	47707	---	67096	---	67082	---	---	---	---	---
57248	224	47709	---	67109	67116	67101	---	---	---	---	---
57250 to 57254	224	47707	---	67096	---	67101	---	---	---	---	---
57257	223	47709	---	67109	---	67101	---	---	---	---	---
57258	222	47707	---	67096	---	67082	---	---	---	---	---
57267	218	47787	---	---	---	---	---	---	---	---	---
57269	218	47788	---	---	---	---	---	---	---	---	---

STEEL BALL BEARING GUIDES

Amana Tool® uses only the finest industrial quality precision ball bearings available. Bearings are double steel-shielded for extra rigidity and to inhibit dust. A special high-performance, high-temperature grease is used for maximum life.

Bearing #'s 47701-HP, 47706-HP and 47712-HP have Teflon® shields which provide a better seal and increased bearing life while routing materials that generate very fine dust particles (such as solid surface).

Note: Solvents should not be used to clean ball bearings, as this will deteriorate the special grease. 'Frozen' bearings (ones that do not rotate freely), should be replaced immediately.



Fractional Listed By Size/Steel Shields & New Teflon® Shields

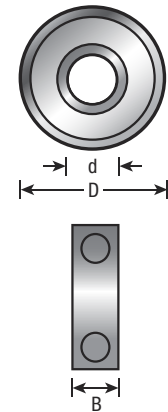
Application	Ød	ØD	B	Tool No.
47090, 47092, 51436 1/4" Diameter Trim Bits	1/8	1/4	.110 (7/64)	47723
47206, 49400, 49402, Smaller Cove Bits, Several Types Of Form Bits, Old Style 3/8" Diameter Trim Bits, New 'No-File' Trim Bits	1/8	3/8	.155 (5/32)	47704
Old Style 1/2" Diameter Flush Trim Bits	1/8	1/2	.171 (11/64)	47700
3/8" Diameter Flush Trim, All Beading Bits, (49300/49302), 49340, 49350, 49540, 49542, 49550, Many Types Of Form Bits	3/16	5/16	.124 (1/8)	47789
Our Most Popular Bearing – Fits 1/2" Diameter Flush Trim, Some Bevel Trim, All Corner Rounds, Raised Panel, Rabbet, Ovolo, Many Types Of Form Bits, 51570, 54160, 54162, 54198, 54370, New Style 54200 & 54220 (After 12/95)	3/16	3/8	.124 (1/8)	47702
With Teflon® Dust Shields Used As A Substitute For 47706 (See Above)	3/16	1/2	.195 (3/16)	47706
For Fine Dust Conditions	3/16	1/2	.195 (3/16)	47706-HP
New Undersized 1/2" Diameter Bearing For Use After Resharpener – Fits All Tools Such As Flush Trims, Corner Rounds, Etc., That Use The Standard 47706 Bearing	3/16	.490	.195 (3/16)	47715
'Overhang' Bits, 49340, 49350 (49300/49302), 55343	3/16	5/8	.195 (3/16)	47718
(49300/49302), 49340, 49350, RC-4950	3/16	3/4	.280 (9/32)	47720
49340, 49350 For 1/4" Rabbet	3/16	7/8	.196 (3/16)	47719
	3/16	1	.196 (3/16)	47773
49340, 49350 For 1/8" Rabbet	3/16	1-1/8	.312 (5/16)	47743
45475, 45475-S	1/4	3/8	.124 (1/8)	47751
45460, 45461, 45750, 45850, 45950, 57100, 57106, 57112, RC-1014.	1/4	1/2	.186 (3/16)	47701
With Teflon® Dust Shields Used As A Substitute For 47701 (See Above)	1/4	1/2	.186 (3/16)	47701-HP
For Fine Dust Conditions	1/4	9/16	.236 (15/64)	47753
45474-S	1/4	5/8	.195 (3/16)	47712
45462, 45476, 45478, 45479, 45809, 45811, 47180, 51530, 51532, 51534, 54188, 54190, 54192, 54194, 54296, 54324, 54350, 54352, 54354, 54356, 57100, 57106, 57112, 'RC' Series Bevel Trim Bits	1/4	5/8	.195 (3/16)	47712-HP
With Teflon® Dust Shields Used As A Substitute For 47712 (See Above)	1/4	5/8	.195 (3/16)	47712-HP
For Fine Dust Conditions.	1/4	3/4	.280 (9/32)	47714
45464, 45988, 47140, 47182, 47184, 51574, 51576, 57100, 57106, 57112, Old Style 57118, 57120	1/4	3/4	.280 (9/32)	47714
450-12 (Timberline®)	1/4	.865 (7/8)	.280(9/32)	47796
49405	1/4	1	.344 (11/32)	47710
55360	5/16	3/4	.280 (9/32)	47759
1/2" Depth Of Cut Slotting Assemblies, All Stile & Rail, 49730, 49770, 53610	5/16	.865 (7/8)	.275 (9/32)	47708
55400, 55401, 56148, 55340				
New Raised Panel With Back Cutter 54221, 54227, 54229	5/16	1-1/4	.196	47763
55320, 55330, 55325	5/16	1.319 (1-5/16)	.335 (21/64)	47762
45884	3/8	7/8	7mm	47741
45463, 45465, 45990	1/2	3/4	.156 (5/32)	47721
45463	1/2	7/8	5mm	47830 New
	1/2	1	5mm	47832 New
45468, 45789, 45992, 51590, 57142, 57144, 57138 & 57140	1/2	1-1/8	.312 (5/16)	47738
57165	1/2	1	5.7mm	47745
57165	1/2	1-1/4	5.7mm	47747
57166	1/2	1-1/2	.466mm (15/32)	47749
57176	7/8	1/2	5mm	47793 New

Note: Fractional size specifications shown in parentheses () are approximate, and are provided for reference purposes only. Tool numbers shown in parentheses () exhibit optional (not standard) bearings for these tools.

STEEL BALL BEARING GUIDES

Metric Listed By Size/Steel Shields

Application	Ød	ØD	B	Tool No.
New Miniature Router Bits	4mm	8mm	3mm(7/64)	47703
47193	5mm	10mm	4mm(5/32)	47794
47191	5mm	11mm	4mm(5/32)	47795
Old Style (Prior To 12/95) 54200, 54220 – For New Style (After 12/95) Use 47706	5mm	13mm	4mm(5/32)	47705
47300, 47302, 51572, 54164 Through 54172, 54215, 54217, 54268, 54269, 54294, 57188, RC-4952, RC-4954, RC-4956	5mm	16mm	5mm(3/16)	47716
'RC' Series Flush Trim Bits	6mm	19mm	6mm(15/64)	47711
RC-1040, RC-1042, RC-1044	7mm	14mm	5mm(3/16)	47746
New Raised Panel With Back Cutter 54221, 54227, 54229	8mm	16mm	5mm(3/16)	47713
TRS-310 (Timberline®)	8mm	1	1/4	47770
49750, 55392	8mm	28mm	9mm(23/64)	47736
TRS-310 (Timberline®)	8mm	1-1/8	1/4	47771
TRS-310 (Timberline®)	8mm	1-3/8	1/4	47772
45466	10mm	26mm	8mm(5/16)	47722
56140, 56150	15mm	35mm	11mm(7/16)	47734
45467	15mm	1	.218 (7/32)	47754
45469	15mm	1-1/4	.343 (11/32)	47756
45470	15mm	1-1/2	.343 (11/32)	47758
TRS-310 (Timberline®)	15mm	2	13mm	47760
47174	6mm	22mm	7mm	47798 <i>New</i>



Note: Fractional size specifications shown in parentheses () are approximate, and are provided for reference purposes only. Tool numbers shown in parentheses () exhibit optional (not standard) bearings for these tools.

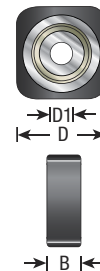
EURO™ SQUARE BEARING *New*

Will Not Scratch or Mark Laminates with Matt or High Gloss Finish

- Can be mounted to any 1/2" diameter Amana Tool® flush trimmer.
- Manufactured with non-stick Teflon.

Ø I.D. x Ø O.D.	'B' Bearing Thickness	For Tool	Tool No.
3/16 x 1/2	.223	47147	SQB100
3/16 x 3/4	.273	47148 & 47149	SQB102

Note: Solvents should not be used to clean ball bearings, as this will deteriorate the special grease. 'Frozen' bearings (ones that do not rotate freely), should be replaced immediately.



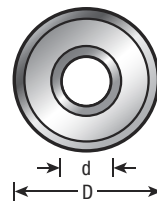
20 PC. REPLACEMENT BEARING KIT

This 20 piece replacement bearing kit contains the most popular bearings to fit our most popular router bits.

Description	Tool No.
20 Piece Replacement Bearing Kit	6004

Includes the following sizes:

Ø I.D. x Ø O.D.	'B' Bearing Thickness	Qty.	Tool No.
1/8 x 1/4	.110 (7/64)	2	47723
1/8 x 3/8	.155 (5/32)	3	47704
3/16 x 3/8	.124 (1/8)	5	47702
3/16 x 1/2	.195 (3/16)	5	47706
1/4 x 1/2	.186 (3/16)	3	47701
1/2 x 3/4	.156 (5/32)	2	47721



6004 includes plastic storage box.

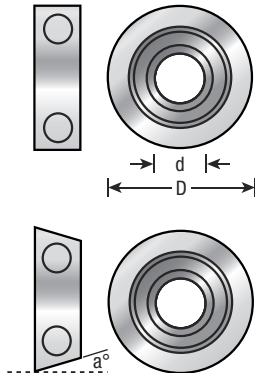


Warning: Before use, read router bit safety guidelines on pages 248-250.



ULTRA-GLIDE™ HIGH-PERFORMANCE BALL BEARING GUIDE ASSEMBLIES

Using the same quality standards as our regular steel bearings, these Ultra-Glide™ bearing assemblies feature satin-smooth Delrin® sleeves. Delrin® is an industrial synthetic plastic material similar to nylon, and will leave no marks on the material being cut. Applications include solid-surface materials such as Gibraltar®, Corian®, Surell® & Fountainhead® etc.; Plexiglas® & other clear acrylics, including plastic laminates. Not recommended for regular wood applications due to a higher wear factor. Product #'s 47709, 47725, 47726, 47731 & 47733 now include new Teflon® dust shields. These bearings provide a better seal to increase bearing life while routing materials that generate very fine dust particles (such as solid surface).



Application	Ød	ØD	a°/R	Tool No.
1/2" Diameter Flush Trim, Corner Rounds, Etc.	3/16	.500 (1/2)	-0-	47707
All Tools That Accept Our Regular #47706 Steel Bearing				
47140, 57154 Trim Bits And New Style 57118, 57120, 57257	1/4	.750 (3/4)	-0-	47709 *
Slot Cutter Assemblies: 1/4" Depth Of Cut, 53610	5/16	1.382 (1-3/8)	-0-	47727
Slot Cutter Assemblies: 3/8" Depth Of Cut, 53610	5/16	1.137 (1-9/64)	-0-	47728
Set Of Two Above: 47727 & 47728	5/16		-0-	47729
Old Style 57122 Bevel Bit With 31/32" Large Diameter	1/4	.965 (31/32)	10°	47725 *
New Style 57122, Other 'Solid-Surface' Type Bits	1/4	.866 (7/8)	10°	47726 *
57156 Through 57168 Bowl Bits Only	1/4	.866 (7/8)	10°	47731 *
57129 And 57161	1/4	1	12°	47732 *
New Bowl Bits	1/4	1	5°	47733 *
57138, 57140	15mm	1.125 (1-1/8)	-0-	47737
57163	1/4	15/16	21°	47765
57191	1/4	15/16	3/8	47766
57190	1/4	27/32	1/2	47767
57192	1/4	3/4	3/4	47768
57194	1/4	3/4	1	47769
57269	1/4	13/16	18°	47788
57268	1/4	55/64	14°	47785
57267	1/4	7/8	10°	47787

Note: Outside dimensions are approximate and are given for reference purposes only.

* Includes new Teflon® dust shields.



STEEL DUST SHIELDS

Application: Used between ball bearing and router bit to inhibit dust.
'Cone-shaped' end always faces the bearing.

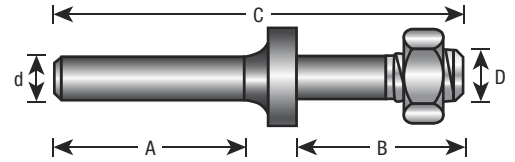
Diameters		Use with Bearing #	Tool No.
'd' Inside x 'D' Outside			
3/16 X 1/2	47700, 47701, 47706, 47712, 47714, 47718, 47720		67098
1/8 X 3/8	47704		67100
5mm X 16mm	47716		67103
1/4 X 5/8	47712 (Solid Surface Bowl Bits Only)		67116
3/16 X 5/8	47712 (Solid Surface Bowl Bits Only)		67126

ROUTER ARBORS

With Hex Nut And Washers

Application	ØD	Ød	A	B	C	Tool No.
2 & 3-Wing Slotting Assemblies, Assemblies, and Single	5/16-24 NF	1/4	1-1/4	7/8	2-3/8	47600
4-Wing Trim Cutter Assemblies	5/16-24 NF	1/2	1-1/2	7/8	2-3/8	47604
Double Trim Cutters, Rail & Stile, 53600, 55300, 55320, 55325, 55330, 55400 (Replaces 55360 Arbor)	5/16-24 NF	1/2	1-1/2	1-3/8	3-1/8	47612
49730, 49770	5/16-24 NF	1/2	1-7/16	2-9/16	4-3/16	47618
49750, 55340, 55392	5/16-24 NF	1/2	1-3/8	2-1/8	3-3/4	47620
55420, 55430, 55440	5/16-24 NF	1/2	1-5/16	1-3/4	3-5/16	47622
General Purpose	1/4-28 NF	1/4	1-1/4	7/8	2-3/8	47610
Screw Type Mortising Bits 55250 Through 55258	1/4-28 NF	1/4	1-7/16	1/4	1-13/16	47611 *
Screw Type Mortising Bits 55250 Through 55258	1/4-28 NF	1/2	1-3/4	1/4	1-1/2	47614 *

* Due to application, these arbors are not furnished with hex nut or washers.



HEX NUTS FOR ROUTER ARBORS

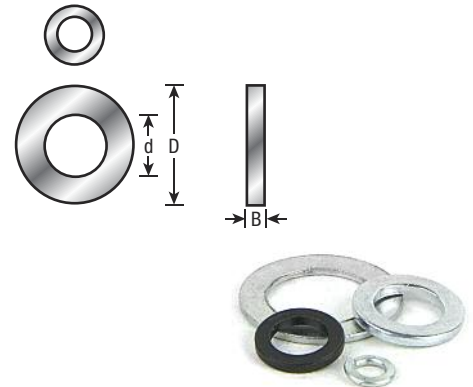
Application	Description	Tool No.
46300, 46304 Spiral Trim Bits	10-32 NF	67086
All Arbors With 5/16-24 NF Thread	5/16-24 NF	67088
47610 Arbor, "Nova"	1/4-28 NF	67089
47124-2, 47126-2, 47128-2 Trim Bits	5mm X .8mm (10-32)	67118
55460, 55462, 55464	12mm X 1.75mm	67131



STEEL FLAT WASHERS

Application: Used between ball bearing & screw head or hex nut. Part No. 67101 is used in place of a dust shield on beading bits #'s 49592 through 49622.

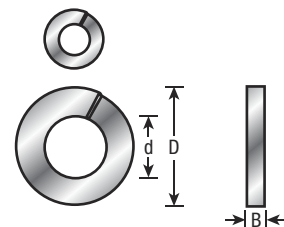
Diameters		Use with Bearing #	Use with Screw #	Tool No.
'd' Inside x 'D' Outside	'B' Thick			
3/16 x 5/16	x 1.0mm	47702	67094, 69096	67101
12mm X 18.7mm	x 7/64	47744	55460, 55462, 55464	67125
1/4 x 3/8	x 1.5mm	47701	'Face Inlay' Spacer	67132
3/32 x 1/4	x 1.0mm	47704	67095	67200
1/8 x 5/16	x 1.0mm	47706	67094, 67096	67202
5/16 x 1/2	x 1.6mm	47708	5/16 Thread Arbors (For Slot Cutters)	67204
1/4 x .356	x 2.2mm	47701	'Superabbit' Spacer	67206
1/4 x 15/32	x 3/64	47701	46300, 46304, 46400, 46404, 51432	67053




STEEL SPLIT LOCK WASHERS

Application: Used between ball bearing & screw head or hex nut to serve as a lock washer.

Diameters		Tool No.
'd' Inside x 'D' Outside	'B' Thick	
1/8 x 1/4	x 1.0mm	67082
1/8 x 1/4	x 1.0mm	67111
12mm x 18.7mm	x 1.3mm	67128




Warning: Before use, read router bit safety guidelines on pages 248-250.



STEEL SPACERS

Application: General purpose arbor spacers used on assembly type tools that require cutter adjustment.

Diameters: 'd' Inside x 'D' Outside	'B' Face Width	Tool No.
5/16 x 5/8	3.0mm(1/8)	55366
5/16 x 5/8	3.4mm(9/64)	55367
5/16 x 5/8	6.0mm(1/4)	55368
5/16 x 5/8	5.5mm(7/32)	55369
1/2 x 3/4	6.0mm(1/4)	55363
1/2 x 18mm	5.0mm	55371



STEEL SHIMS

Application: General purpose arbor shims used on assembly type tools that require cutter adjustment. Particularly useful after tool re-sharpening.

Diameters: 'd' Inside x 'D' Outside	'B' Shim Thickness	Tool No.
5/16 x 5/8	.05mm(.002)	55356
5/16 x 5/8	.10mm(.004)	55357
32mm x 3/4	.18mm(.007)	55358
5/16 x 5/8	1.00mm(.040)	55402
5/16 x 5/8	.50mm(.020)	55404
5/16 x 5/8	.40mm(.015)	55403



Snap Rings

BALL BEARING RETAINING COLLARS AND SNAP RINGS

Application: To retain bearings on tools furnished with upper ball bearing guides. Collars include #67091 set screw.

Diameters: 'd' Inside x 'D' Outside	Used On Tool No. ('s)	Tool No.
.22 x .079	51436	47779
.289 x .375	56130, 56148, 49150, 49152, 49154	47748
.542 x .675	56140, 56150	47750



Retaining Collars

Diameters 'd' Inside x 'D' Outside	Face Thickness	Used On Tool No.('s)	Tool No.
1/4 x 7/16	.203 (13/64)	45460, 45461, 45462, 45464, 45750, 45850, 45950, 45988, 54190, 54192, 54194	47724
3/8 x 5/8	.203 (13/64)	45466	47730
1/2 x 23/32	.234 (15/64)	45463, 45465, 45467, 45991	47739
1/2 x 25/32	.234 (15/64)	45468, 45469, 45470, 45990, 45992, 51592	47740
6.3mm x 9.5mm	1/4	45475, 45475S	47764

ALLEN-TYPE SET SCREWS FLAT (FP) AND CUP-POINT (CP)

Case Hardened • Black-Oxide Finish

Application	Description	Use With Key Size	Tool No.
Boring Bits	5mm x .8mm (FP)	S/D Slotted*	67007*
Rosette Cutterheads	6mm x 1.0mm (FP)	3mm (#5008)	67008
RC-3100	3 x 4mm Special (FP)	1.5mm (#5000)	67015
RC-3200 & 3110	3 x 5mm Special (FP)	1.5mm (#5000)	67016
RC-3204 & 3307	3 x 6mm Special (FP)	1.5mm (#5000)	67017
Metric Countersinks (6mm to 12mm)	6mm x 1.0mm (CP)	3.0mm (#5004)	67079
#55 Countersinks With 1 Screw	6mm x 1.0mm (FP)	3.0mm (#5004)	67083
Metric Countersinks (5mm Only)	5mm x .8mm (CP)	2.5mm (#5007)	67087
47724-47752 Collars	#5-40 NC (CP)	1/16 (#5002)	67091
#55 Countersinks With 2 Screws	#10-24 NC (CP)	3/32 (#5000)	67092
Metric Chucks	5mm x .8mm (FP)	2.5mm (#5007)	67097

*#67007 Boring bit adjustment screw is screwdriver slotted.



Slotted



Allen



SOCKET HEAD ALLEN TYPE, HEX, FLAT, TORX® AND PHILLIPS® RETAINING SCREWS

Case Hardened • Black Oxide Finish

Application	Type	Description	Use With Key Size	Tool No.
RC-2000	Allen	3.5 x 6mm	2.5mm (#5007)	67018
RC-3400	Torx®	5mm x 8.5mm		67057
'Mini' Bits	Allen	3 x .5 x 10mm	2.5mm (#5007)	67080
20200 Adj. C/S	Allen	4 x .7mm x 12mm	3mm (#5004)	67090
Multi-Use	Allen	#10-32 x 3/8 NF	5/32 (#5003)	67093
Multi-Use	Allen	#5-40 x 1/2 NC	3/32 (#5000)	67094
Multi-Use	Allen	#3-48 x 3/8 NC	5/64 (#5001)	67095
Multi-Use	Allen	#5-40 x 3/8 NC	3/32 (#5000)	67096
Multi-Use	Allen	#10-32 x 1/2 NF	5/32 (#5003)	67109
Torx® Screw For Insert Trim & Plunge Bits	Torx®	4 X .7mm x 5mm	#T-15 (#5005)	67115
Torx® Screw For Insert Plunge Bits	Torx®	3.5 X .6mm x 5mm	#T-15 (#5005)	67117
47090 & 47092 1/4 Trim Bits	Phillips®	#2-56 x 7/32 NC	#0 Phillips®	67134
Special	Allen	#10-32 x 3/8 NF	1/8 (#5009)	67146
Insert Flush Trim	Torx®	4mm x 12mm	#T-15 (#5005)	67176
In-Tech™ Bits	Hex	#3-48 x 3/8 NC	5/64 (#5001)	67013
In-Tech™ Bits	Flat	—	—	67099



Allen



Phillips®



Torx®



67109



Warning: Before use, read router bit safety guidelines on pages 248-250.

INDUSTRIAL

REPLACEMENT PARTS & ACCESSORIES

237



Allen



Torx®

ALLEN-TYPE HEX AND TORX® KEYS SHORT ARM

Case Hardened • Black Oxide Finish



Use With Application	Type	Size	Key Screw #s)	Tool No.
Multi-Use	Allen	3/32	67094,67096	5000
Insert Plunge	Allen	5/64 (2mm)	67095	5001
47724-47730, 47739 Collars	Allen	1/16	67091	5002
Helix Trim & Bowl Bit	Allen	5/32	67093,67109	5003
20200 Adj. C/S	Allen	3mm	67090	5004
Insert Plunge RC-2000	Allen	.050 (1.2mm)	67077	5006
Metric C/S & Chucks	Allen	2.5mm	67087,67097	5007
Solid Surface Bits	Allen	1/8	67109	5009
Insert Cutterheads	Allen	3mm	67142	5012
New Insert Bits RC-2000 & RC-3000 Series	Allen	1.5mm	67015,67016, 67017	5011
Profile Pro™ Cutterheads	Allen	4mm	67144	5010
Nova System™ Router Bits	Torx®	#T-20	67154	5015
61288, 61292	Torx®	#T-25	67154	5025



Allen



Torx®



TORX® AND ALLEN KEY

Case Hardened • Black-Oxide Finish

Application	Type	Key Size	Use With Screw #	Tool No.
'RC' Series Insert Trim Bits	Torx®	#T-15	67115	5005
Insert Cutterheads	Torx®	#T-9	67160	5090
Rosette Cutterheads – Hex Key	Allen	3mm	67008	5008



HEX KEY / 'T'- HANDLE

Case Hardened • Black-Oxide Finish

Application	Type	Key Size	Use With Screw #	Tool No.
Insert Cutterheads-T Handle	Allen	2.5mm	—	5013
Insert Cutterheads-T Handle	Allen	4mm	67144	5014

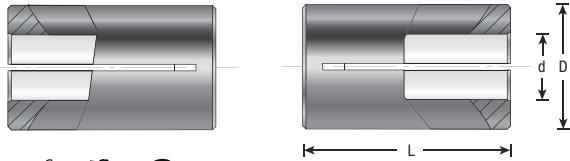


WRENCH HANDLE

Case Hardened • Black-Oxide Finish

Application	Tool No.
EZ Dial™ Slot Cutters	5017
Nova System	5015

HIGH PRECISION STEEL ROUTER COLLET REDUCERS



ØD	Ød	L	Tool No.
4mm	2mm	20mm	RB-140
4mm	2.5mm	20mm	RB-142
4mm	3mm	20mm	RB-144
6mm	2mm	20mm	RB-160
6mm	2.5mm	20mm	RB-162
6mm	3mm	20mm	RB-164
6mm	4mm	20mm	RB-166
6mm	1/8	20mm	RB-168
1/4	2mm	1	RB-090
1/4	2.5mm	1	RB-092
1/4	3mm	1	RB-100
1/4	1/8	1	RB-102
1/4	4mm	3/4	RB-101
1/4	3/16	1	RB-103

ØD	Ød	L	Tool No.
8mm	6mm	1	RB-104
8mm	1/4	1	RB-106
3/8	1/8	1	RB-121
3/8	1/4	1	RB-108
3/8	8mm	1	RB-123
10mm	1/4	25mm	RB-109 <i>New</i>
10mm	8mm	1	RB-110
12mm	1/8	1	RB-125
12mm	6mm	1	RB-112
12mm	1/4	1-3/16	RB-126
12mm	8mm	1	RB-114
12mm	10mm	1	RB-127
1/2	1/8	1	RB-115
1/2	4mm	1	RB-111
1/2	3/16	1	RB-117

ØD	Ød	L	Tool No.
1/2	6mm	1-1/4	RB-113
1/2	1/4	1	RB-116
1/2	5/16	1	RB-119
1/2	8mm	1	RB-118
1/2	3/8	1-3/16	RB-122
1/2	10mm	1	RB-120
3/4	1/8	1	RB-130
3/4	6mm	1-1/4	RB-131
3/4	1/4	1-1/4	RB-132
3/4	5/16	1-1/4	RB-134
3/4	8mm	1-1/4	RB-135
3/4	3/8	1-1/4	RB-136
3/4	10mm	1-1/4	RB-138
3/4	12mm	1-1/4	RB-137
3/4	1/2	1-1/4	RB-139

Bit sold separately.

Warning: Reducing the router collet with a sleeve is not a long term solution, for best results using the correct size collet is strongly recommended.

10 PIECE BRASS TEMPLATE GUIDE SET

Designed to fit into the router sub-base and guide the router through curved and complex shapes. Must be used with a template offset to accommodate the bushing diameter.

Description	Tool No.
10 Piece Template Guide Set	BTG-100

Template Guide Set Includes:

I.D.	O.D.
1/4	5/16
9/32	3/8
11/32	7/16
13/32	1/2
17/32	5/8
21/32	3/4
5/8	51/64
Adapter	—
Lock Nut	—



BRASS INLAY BUSHING

Includes both 3/16" & 9/16" O.D. for 1:1 ratio. Threaded lock collar included. Use #46200 1/8" down-cut spiral (not included).

Description	Tool No.
Inlay Bushing	BTG-200



PORTER-CABLE ROUTER COLLET ASSEMBLY

Replacement Collet for Porter-Cable 690 and 890 Series Routers.

For Shank	Comparable to Portercable #	Tool No.
1/4	42999	CO-132
3/8	42975	CO-135
1/2	42950	CO-136



Warning: Before use, read router bit safety guidelines on pages 248-250.

Insert Knives

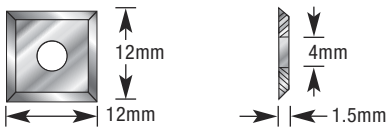
Solid Carbide



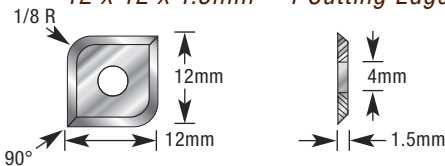
STRAIGHT SOLID CARBIDE INSERT KNIVES

New grades now available for different material types such as softwood/hardwood, MDF/solid surface and micro-finish for general purpose. All knives have a 35° bevel, except the micro finish 'MF' series which has a 45° bevel.

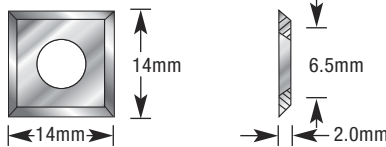
12 x 12 x 1.5mm – 4 Cutting Edges



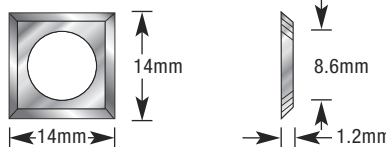
12 x 12 x 1.5mm – 4 Cutting Edges



14 x 14 x 2mm – 4 Cutting Edges



14 x 14 x 1.2mm – 4 Cutting Edges



Tool Application	'G' 35° Gen. Purpose Wood, Chipboard, Plywood	'S' 35° Solid Wood DLC Coated*	'S' 35° Softwood/ Hardwood	'H' 35° MDF, Chipboard, Solid Surface	'MF' 45° Micro-finish Gen. Purpose
Insert Trim Bits	Tool #	Tool #	Tool #	Tool #	Tool #
RC-1000, RC-1008, RC-1010, RC-1012, RC-1014, RC-1024, RC-1026, RC-2241, RC-2242, RC-2243, RC-2245, RC-2257, RC-2258	AMA-12	AMA-12-DLC* <small>New</small>	SMA-12	HMA-12	MFA-12

Insert Trim Bits	Tool #	—	—	—	—
RC-2242	RCK-344				

Insert Cutterhead	Tool #	Tool #	Tool #	Tool #	—
61288, 61292, 61340, 61360, 61362, 61460, 61462, 61470, 61472, 61480, 61482	RCK-70	RCK-70-DLC* <small>New</small>	SCK-70	HCK-70	

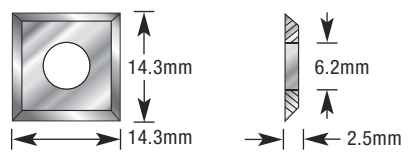
Insert Cutterheads	Tool #	—	—	—	—
61330, 61350, 61450, 61452,	RCK-71				

* Diamond-Like Carbon (DLC)

Tool Application	'G' 35° Gen. Purpose Wood, Chipboard, Plywood	'S' 35° Softwood/ Hardwood	'H' 35° MDF, Chipboard, Solid Surface	'MF' 45° Micro-finish Gen. Purpose
------------------	---	----------------------------------	---	--

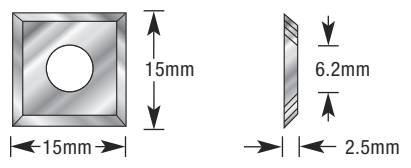
Various	Tool #	—	—	—
	RCK-73			

14.3 x 14.3 x 2.5mm – 4 Cutting Edges



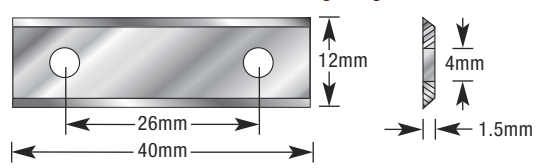
Various	Tool #	—	—	—
	RCK-15			

15 x 15 x 2.5mm – 4 Cutting Edges



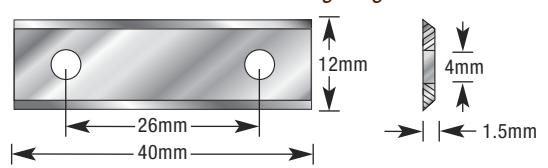
Various	Tool #	—	—	—
RC-2370, RC-2370LH	RCK-40			

40 x 12 x 1.5mm – 2 Cutting Edges



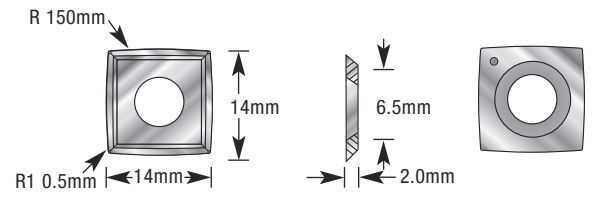
Various	Tool #	—	—	—
	ICK-40			

40 x 12 x 1.5mm – 2 Cutting Edges



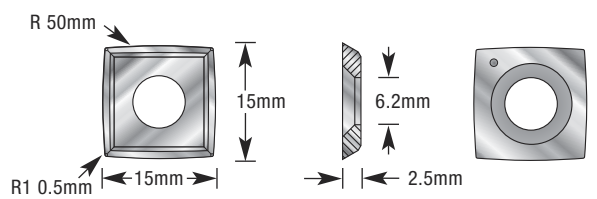
Various	Tool #	—	—	—
	RCK-378			

14 x 14 x 2mm – 4 Cutting Edges Round Edge



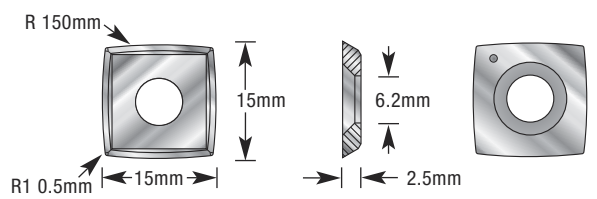
Various	Tool #	—	—	—
	RCK-13			

15 x 15 x 2.5mm – 4 Cutting Edges Round Edge



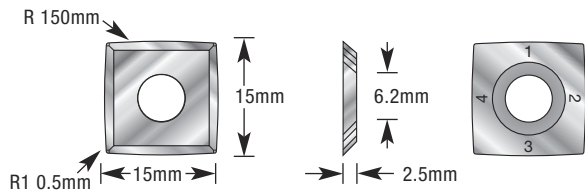
Various	Tool #	—	—	—
	RCK-370			

15 x 15 x 2.5mm – 4 Cutting Edges Round Edge



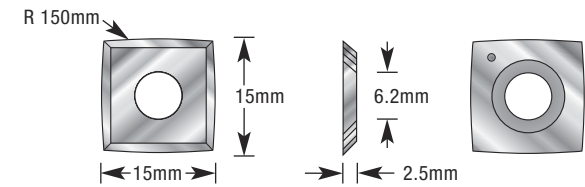
Warning: Before use, read router bit safety guidelines on pages 248-250.

15 x 15 x 2.5mm – 4 Cutting Edges *Round Edge*



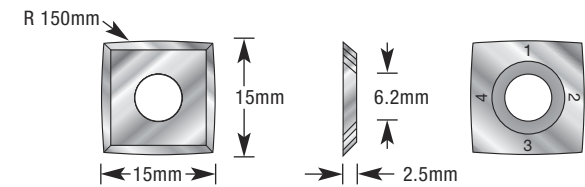
Tool Application	'G' 30° Gen. Purpose Wood, Chipboard, Plywood	'S' 35° Softwood/ Hardwood	'H' 35° MDF, Chipboard, Solid Surface	'MF' 45° Micro-finish Gen. Purpose
Various	Tool # RCK-372	—	—	—

15 x 15 x 2.5mm – 4 Cutting Edges *Pointed Edge*



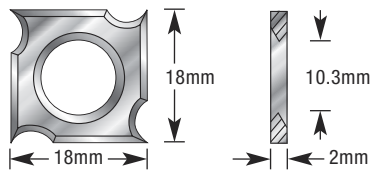
Various	Tool # RCK-374	—	—	—
---------	--------------------------	---	---	---

15 x 15 x 2.5mm – 4 Cutting Edges *Pointed Edge*



Various	Tool # RCK-376	—	—	—
---------	--------------------------	---	---	---

18 x 18 x 2mm – 4 Cutting Edges



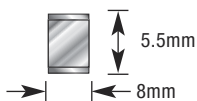
Insert Cutterheads	Tool #	—	—	—
61330, 61350, 61450, 61452	RCK-18			

7.5 x 12 x 1.5mm – 2 Cutting Edges



Insert Trim Bits	Tool #	—	Tool #	—
RC-1040, RC-1042, RC-1044	AMA-17		HCK-17	
Insert Cutterheads 61360, 61384				

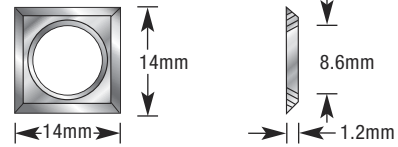
8 x 5.5 x 1.1mm – 2 Cutting Edges



Use on RC-2000	Tool # RCK-8	—	—	—
----------------	------------------------	---	---	---

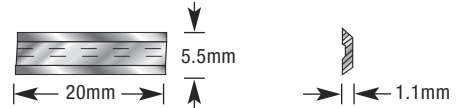
Tool Application	'G' 35° Gen. Purpose Wood, Chipboard, Plywood	'S' 35° Solid Wood DLC Coated*	'S' 35° Softwood/ Hardwood	'H' 35° MDF, Chipboard, Solid Surface	'MF' 45° Micro-finish Gen. Purpose
For Holz-Her® System	Tool #	—	—	—	—
	RCK-75				

14 x 14 x 1.2mm – 4 Cutting Edges



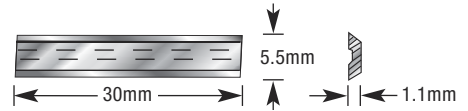
Insert Straight Bit	Tool #	—	—	—	—
RC-3100	RCK-32				

20 x 5.5 x 1.1mm – 2 Cutting Edges



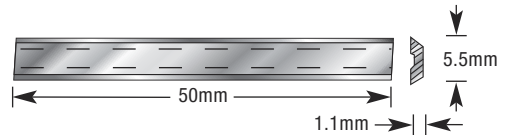
Insert Straight Bits	Tool #	—	—	Tool #	—
RC-3110, RC-3200, RC-3204, RC-3260, RC-3300, RC-3305, RC-3310, RC-3312, RC-3318, RC-3320	RCK-34			HCK-34	

30 x 5.5 x 1.1mm – 2 Cutting Edges



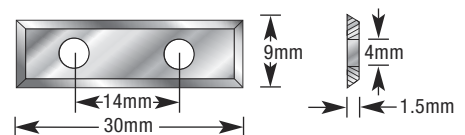
Insert Straight Bits	Tool #	—	—	Tool #	—
RC-3208, RC-3264, RC-3304, RC-3307, RC-3314, RC-3316, RC-3322, RC-3324	RCK-36			HCK-36	

50 x 5.5 x 1.1mm – 2 Cutting Edges



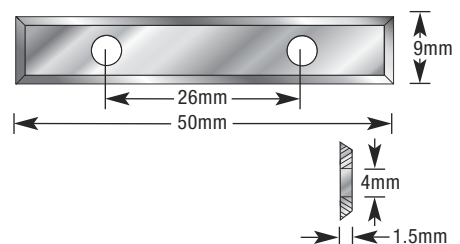
Insert Straight Bits	Tool #	—	—	Tool #	—
RC-1080, RC-1082, RC-1154, RC-2080, RC-2082, RC-2154	AMA-30	AMA-30-DLC * <i>New</i>		MDF-30	

30 x 9 x 1.5mm – 4 Cutting Edges



Various	Tool #	—	—	—	—
	AMA-50				

50 x 9 x 1.5mm – 4 Cutting Edges



* Diamond-Like Carbon (DLC)

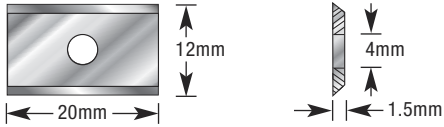
▲ **Warning:** Before use, read router bit safety guidelines on pages 248-250.

15 x 12 x 1.5mm – 2 Cutting Edges



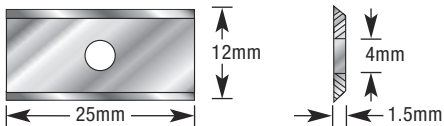
Tool Application	'G' 35° Gen. Purpose Wood, Chipboard, Plywood	'S' 35° Solid Wood DLC Coated *	'S' 35° Softwood/ Hardwood	'H' 35° MDF, Chipboard, Solid Surface	'MF' 45° Micro-finish Gen. Purpose
Insert Cutterheads	Tool #	—	Tool #	—	—
61342, 61362, 61386	ICK-15		HCK-15		

20 x 12 x 1.5mm – 2 Cutting Edges



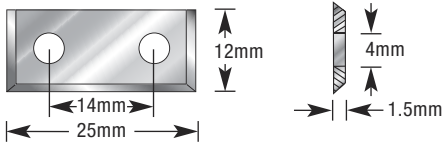
Insert Cutterhead	Tool #	—	Tool #	Tool #	—
61388	ICK-20		SCK-20	HCK-20	

25 x 12 x 1.5mm – 2 Cutting Edges



Various	Tool #	—	—	Tool #	—
	AMA-25		HMA-25		

25 x 12 x 1.5mm – 2 Cutting Edges



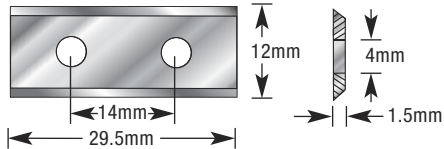
Various	Tool #	—	—	Tool #	—
	ICK-25		HCK-25		

10.5 x 10.5 x 1.5mm – 4 Cutting Edges



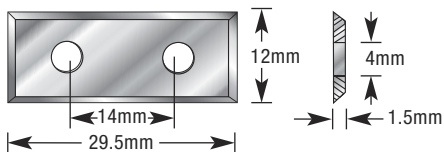
Various	Tool #	—	—	—	—
	AMA-10		HMA-10		

30 x 12 x 1.5mm – 2 Cutting Edges



Insert Trim Bits	Tool #	Tool #	Tool #	Tool #	Tool #
RC-1002, RC-1004, General Use	ICK-30	ICK-30-DLC* <i>New</i>	SCK-30	HCK-30	MFK-30

29.5 x 12 x 1.5mm – 4 Cutting Edges

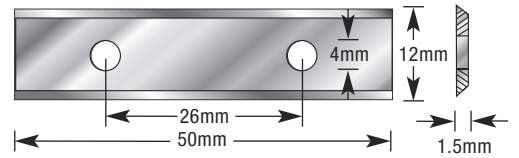


Insert Straight Bits	Tool #	Tool #	Tool #	Tool #	—
RC-1084, RC-1086, RC-1088, RC-1090, RC-1156, RC-1160, RC-1164, RC-2084, RC-2086, RC-2088, RC-2090, RC-2156, RC-2160, RC-2164	RCK-30	RCK-30-DLC* <i>New</i>	SRK-30	HRK-30	

* Diamond-Like Carbon (DLC)

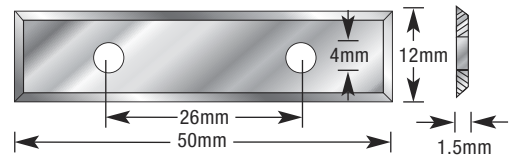
Tool Application	'G' 35° Gen. Purpose Wood, Chipboard, Plywood	'S' 35° Solid Wood DLC Coated *	'S' 35° Softwood/ Hardwood	'H' 35° MDF, Chipboard, Solid Surface	'MF' 45° Micro-finish Gen. Purpose
Insert Cutterheads	Tool #	—	Tool #	Tool #	—
61304, 61306, 61310	ICK-50		SCK-50	HCK-50	

50 x 12 x 1.5mm – 2 Cutting Edges



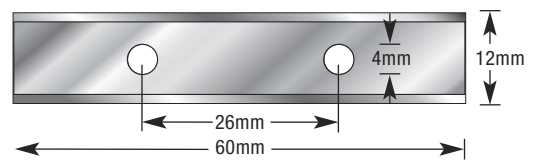
Insert Cutterhead	Tool #	Tool #	Tool #	Tool #	—
RC-1158, RC-1162, RC-1166, RC-2158, RC-2162, RC-2164	RCK-50	RCK-50-DLC * <i>New</i>	SRK-50	HRK-50	

50 x 12 x 1.5mm – 4 Cutting Edges



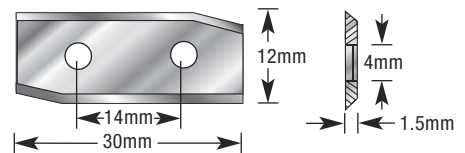
Insert Cutterhead	Tool #	—	—	—	—
61484, 61485, 61467	ICK-60				

60 x 12 x 1.5mm – 2 Cutting Edges



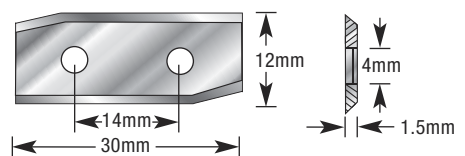
Edgebander Trim	Tool #	—	—	—	—
Knives, Right Hand	ICK-35RH				

30 x 12 x 1.5mm – 2 Cutting Edges



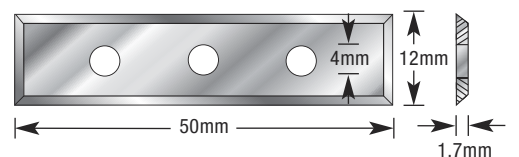
Edgebander Trim	Tool #	—	—	—	—
Knives, Left Hand	ICK-35LH				

30 x 12 x 1.5mm – 2 Cutting Edges



Use on RC-2400	Tool #	Tool #	—	—	—
Use on RC-1006	RCK-151	RCK-151-DLC * <i>New</i>			

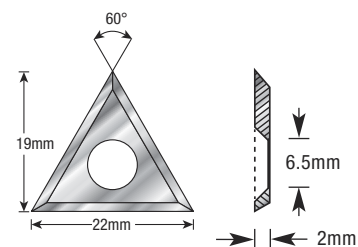
50 x 12 x 1.7mm – 4 Cutting Edges



* Diamond-Like Carbon (DLC)

REVERSIBLE 30° SOLID CARBIDE INSERT

Tool Application	'G' 30° Gen. Purpose Wood, Chipboard, Plywood	'S' 35° Softwood/ Hardwood	'H' 35° MDF, Chipboard, Solid Surface	'MF' 45° Micro-finish Gen. Purpose
Insert Trim Bits	Tool #	Tool #	Tool #	Tool #
	RCK-37			



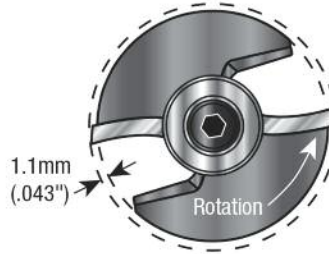
Warning: Before use, read router bit safety guidelines on pages 248-250.

See the Difference!

Highest Quality with Maximum Safety!



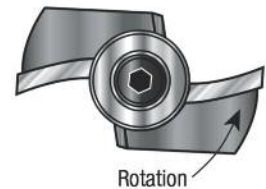
BG CERTIFIED
Anti-kickback design with chip limiter



Safer Design ✓

Other Brands

NON-BG



This "BG Standard" / EN-847-1/2 helps minimize serious work accidents in the woodworking industry for handheld and manual-fed machines.

Amana Tool® router bits are manufactured according to the five requirements of the EN-847-1/2 standard:

- Each tool features "anti-kickback" chip limiter to prevent the tool from "overfeeding" and kicking back the material to the machine operator. The standard also determines the maximum distance between the "anti-kickback" shape and the cutting edge.
- Protrusion of the knife from the supporting tool body is restricted to prevent injury.
- Sharp corners on the supporting body of the knife are prohibited, preventing injury to the user in areas where there is no knife.
- Each tool has a maximum safe speed; calculated by a computer program, that takes into account the size of the cut profile, type of steel, shank size, tool balance and machine run-out.
- Different groups of tools are produced using various grades of steel dictated by workload and material type. Tools are made from raw material defined by the standard to support the high demand of mechanical properties of woodworking tools.

Anti-Kickback....or 'BG' Test?

The term 'Anti-Kickback' has been an industry topic for quite some time and relates to cutting tools such as router bits, saw blades, etc. There are several brands of 'Anti-Kickback' router bits presently on the market and all of them, it seems, would offer some degree of safety to the end-user because they limit the 'chip-thickness' of the material being cut. In other words, the cutting tool will take less of a 'bite', thereby decreasing the likelihood of a kickback. While this is true, however, it should be pointed out that there are significant details to be considered when designing, manufacturing and using industrial cutting tools.

1. What is 'BG'?

'BG' is an acronym for 'Holz Berufsgenossenschaft', the German Woodworking Trade Association. For the sake of worker safety, this esteemed group has established basic rules for the design, manufacturing and use of cutting tools for the wood and plastic industries.

These basic rules concern testing the working safety of woodworking machine tools. They establish test procedures and indicate all essential regulations and rules of technology, which need to be taken into account during testing. Precise geometric design, as well as the use of high quality materials and replacement parts complying with DIN standards, will ensure a

safe tool with a high degree of precision in the production and the balance of the tools. The purpose of the test is to ascertain whether it is ensured that users or third parties, who are handling the tools properly are, in fact, protected as far as possible from risk to life or health.

Tools for use in wood and plastic working are classified into two groups: manual feed operations and mechanical feed operations.

Manual Feed Operations

'Manual feed' describes the holding and/or guiding by hand of the work-piece or of a machine element incorporating a tool. Manual feed includes the use of a hand-operated carriage, on which the work-piece is placed manually or clamped and the use of a demountable power feed unit. Tools for manual operation marked 'BG-TEST' are designed according to the following rules:

- Thickness of chip limit with a maximum cutting edge projection of 1.1mm (.043"), over the total length of the cutting profile;
- Restricted maximum chip clearance width, including the regrinding range as a function of the cutting flight circle;
- Kickback ratio must not exceed $0.25 V_r/V_s < 0.25$ (where V_s = cutting velocity and V_r = kickback velocity).

Special purpose tools which, for reasons of speed and economy, cannot be inspected by the German Woodworking Trade Association may be used manually, if they conform with the above requirements.

Mechanical Feed Operation

'Mechanical feed' means a feed mechanism for the work-piece or tool, which is integrated with the machine and where the work-piece or machine element with incorporated tool are held and controlled mechanically during the machining operation.

All the tools may be used for mechanical feed operation. The rules that characterize manual feed operation tools do not apply to them, except for the manufacturer's label and maximum permitted speed. The basic rules applying to manual feed operations do not apply to router bits with diameters smaller than 16mm.

2. 'BG' Form vs 'BG' Test

'BG' Form is a term indicating cutting tools which have the same general circular shape of 'BG' Test tools, but which do not comply with the strict regulations governing 'BG' Test as outlined above (1.1mm cutting edge projection, restricted maximum chip clearance width, etc.). There is a significant difference between the two.

Important Note: Unless specified otherwise, all router bits larger than 5/8" (16mm) diameter in this catalog are 'BG-TEST'. This does not apply to CNC router bits.

TECHNICAL INFORMATION

Router Bit Selection, Application & Maintenance

1. GENERAL INFORMATION

The router bits contained in this catalog are designed for use in portable or stationary/CNC routing machines only. Do not use router bits in any other equipment such as a drill press, portable electric drill, etc. Conversely, 'Boring Bits' are designed for boring machines and/or drill presses, and not for routing machines or portable drills. Unless specified otherwise, all router bits in this catalog are for clockwise (right hand) rotation.

Always wear proper eye protection while operating routers.

Read and understand all information provided with the particular router you are using. The router should be of high quality and all parts thereof should be well maintained. Keep body, clothing and hair away from all moving parts.

Cutting tools that are properly sharpened and maintained will cut faster, better and longer, and will be safer to use. In addition, less horsepower is required (both machine & operator) when sharp tools are used.

2. ROUTER TOOL SELECTION

Carbide router bits provide an excellent finish in solid hard and softwood, wood by-products such as MDF and plywood, and abrasive materials such as plastic, Corian® and other solid surface sheet goods. Under certain conditions, non-ferrous metals such as aluminum and brass can also be cut using carbide tools provided that a coolant is used and proper clamping devices are employed. Extreme care should be taken when cutting non-ferrous metals, and if you are not familiar with the special cutting properties of these materials, please seek professional advice before you attempt any routing or sawing. **Never** attempt to cut ferrous metals (steel, iron, etc.) with carbide router bits.

Solid steel portions of our tools (shank, tool body) are **turned, milled and ground** (not cast) from the highest quality tool-steel available.

Note: On certain grinding equipment, cast body tools have been known to be more difficult to re-sharpen due to indexing complications. Choose your tools carefully.

Always use the **shortest cutting edge** available that will meet the requirements of your application. Excessive cutting edge length and/or overall length compounds vibration and deflection – a leading cause of tool breakage.

Always use the **largest diameter shank** available that your router will accommodate.

Always use the **correct size collet** for your router and avoid using collet reducing sleeves or bushings. Reducers only add to vibration and run-out, and they generally do not provide the necessary holding capabilities as with a collet alone.

3. ROUTER TOOL USAGE

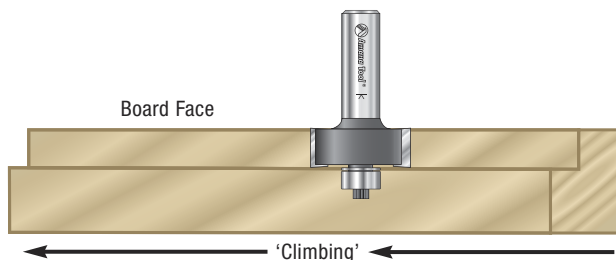
Always use **properly sharpened cutting tools**. The **feed-rate** of a router to the work-piece (or vice-versa if used in a router table) is very important to the longevity of the tool and the overall quality of cut. The operator should feel a constant, even pressure when the work is applied to the cutter. If chattering occurs, stop the router promptly and inspect the router, cutting tool, collet and clamping devices, and ensure that the proper tool is being used for the material being cut.

Always keep the tool moving. Allowing the tool to 'dwell' in the cut will cause burning and reduce tool life immensely. Remember, heat can ruin a sharp tool.

Feed-rate ultimately depends on three factors: 1) the type of material being cut, 2) the amount of material being removed and, 3) the type of tool being used.

'Climb-cutting' is **not recommended** as a portable routing technique.

This action tends to grab the wood and pull the cutting tool in the direction indicated.



If using extremely **large diameter** tools, always accomplish the cut with several passes of the router or, if applicable, remove as much material prior to using the large tool by means of chamfering, etc. This method will increase tool life and generally be a safer practice than trying to remove too much material in one pass. Large diameter router bits should generally be used in a high quality router table.

Proper **collet condition** is of extreme importance. Worn, scored or out-of-round router collets do not provide adequate holding power and will increase run-out and vibration. Multiply these factors by the router RPM (22,000 and greater), and you will realize why we must emphasize the importance of proper router collet condition. Do not assume that new collets are geometrically correct. Dark marks or grooves in the router bit shank usually indicate slippage and a worn collet, which should be replaced immediately.

Router bits should always be **completely inserted** into the collet and backed-off slightly (1/16" approx.). **Never partially insert the bit into the collet.** Follow the guidelines provided in your router owner's manual for further information regarding this and the appropriate usage of the router base and sub-base (particularly for larger diameter tools that do not clear the standard opening in the router sub-base).

4. ROUTER TOOL MAINTENANCE

Carbide tools can be **re-sharpened** many times. Always have your cutting tools re-sharpened by a **reputable grinding firm only**.

Do not attempt to sharpen your own router bits by means of files, whetstones, etc.

Keep your cutting tools clean and free of dirt, wood resin, pitch and other contaminants using a standard commercial solvent. A light coat of machine oil should prevent any surface discoloration or rust. Thoroughly wipe clean all shanks to prevent slippage during use.

Ball Bearings should not be cleaned with solvents, as this will deteriorate the special grease packed inside them. Rather, use an air gun to blow off any dust or dirt. 'Frozen' ball bearings (ones that do not rotate freely) should be replaced promptly.

Hardware (nuts, screws, washers) should be replaced if worn.

See "Replacement Parts" on pages 229-245.

5. ROUTER TOOL TERMINOLOGY

Cutting Diameter ('D') refers to the largest cutting diameter of the tool and is represented in fractions, decimals and/or millimeters.

Cutting Length ('B or C') refers to the length or 'depth' of the cutting edge. This dimension usually represents the cutting edge length parallel to the length of the shank and is represented in fractions and/or millimeters.

Shank Diameter ('d') refers to the largest diameter of the shank and is equivalent to the router collet inside diameter that is necessary to use the tool. This dimension is represented in fractions.

Overall Length ('L') refers to the total length of a router bit from the top of the shank to the bottom of the tool at its furthestmost point. This dimension is represented in fractions and/or millimeters.

Radius ('R') of a cutting tool edge refers to one-half the diameter of a complete circle, and is shown in fractions and/or millimeters.

Bevel Angle ('a°') refers to the angle formed between the cutting tool edge and a straight line drawn parallel or perpendicular to the shank length, and is measured in degrees.

Rake Angle ('T') refers to the angle (or 'hook') of the cutting tool tip in relationship to a straight line drawn perpendicular through the center of the tool. This dimension is measured in degrees.

Primary Radial Clearance ('P') refers to the relief grind on the tip of the tool and is measured in degrees.

Secondary Radial Clearance ('O') refers to the combined relief grind of the primary clearance and the clearance ground into the body of the tool. This dimension is measured in degrees.

Web Diameter ('N') refers to the thickness of the ground steel body of the tool, including the heel area ('M'). The web must be of adequate thickness to withstand industrial routing applications.


Safety Guidelines for router bits



1. Always refer to your power tool owner's manual prior to using your router and router bits.



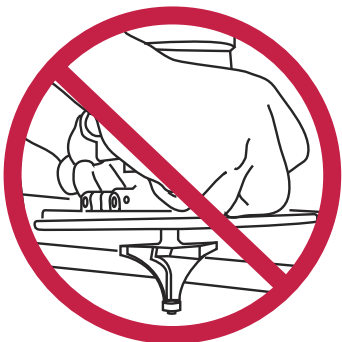
2. Always wear eye and hearing protection. Keep clothing clear of cutting area.




3. Never exceed the recommended RPM for the router bit. See reference chart online <http://www.amanatool.com/maxrpm>



4. Check the router collet periodically for wear.



5. Never use a large diameter bit in a handheld router. Refer to Amana Tool® website and catalog for guidelines.



6. Plan the cutting path to avoid cutting the power cord.


SAFETY GUIDELINES *For Router Bits*



- 7.** Always use a guard and a fence while routing.



- 8.** Secure the router motor in the base before plugging it in to the power outlet.




- 9.** Make certain that the power switch is in the "OFF" position before connecting the router to the power source.



- 10.** Make certain that the stock is free of warp, twist, nails, screws, staples, grit or any other foreign object.




- 11.** Do not bottom-out the bit in the collet; insert the bit fully and then back it out 1/8" or to stop line K, when available.



- 12.** Always use featherboards to hold the work-piece firmly to the table and fence.

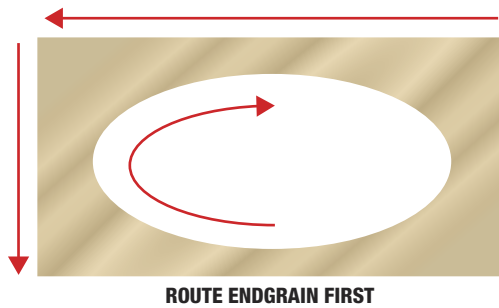


- 13.** Never start the router with the router bit in contact with the stock/work-piece.



- 14.** Always use "push blocks" and "push sticks" to distance your hands from the bit.

SAFETY GUIDELINES *For Router Bits*



- 15.** Push the router in a counter-clockwise direction for external cuts and clockwise for internal cuts.



- 17.** Avoid routing small stock. Shape a larger work-piece and then reduce it in size. If you must shape a small piece use a jig or large wooden clamp to grasp the stock.

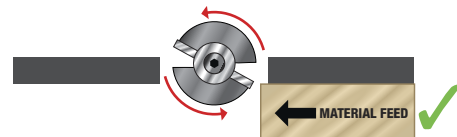


- 19.** Use a jig or miter gauge when shaping end of narrow stock.

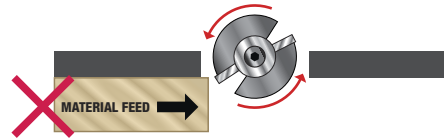


- 21.** Use a starting pin when shaping curved stock without the use of a template.


CORRECT WAY TO ROUT WORK-PIECE



DO NOT ATTEMPT CLIMB CUTTING



- 16.** Never "climb" cut. Always feed the work-piece against the rotation of the bit.



- 18.** Always plan to route in several passes to achieve the final profile. Do not force the bit into the work-piece. If the router is straining or becomes overloaded, the cut is too heavy or bit is dull.



- 20.** Reduce the fence opening as much as possible in order to provide support for the work-piece. When using large diameter bits, such as a raised panel bit, make a zero-clearance fence opening.



- 22.** When shaping curved stock with a template, extend template beyond the work-piece so that the template contacts the guide bearing before work-piece contacts the bit.

INDUSTRIAL

Boring/Drilling Bits

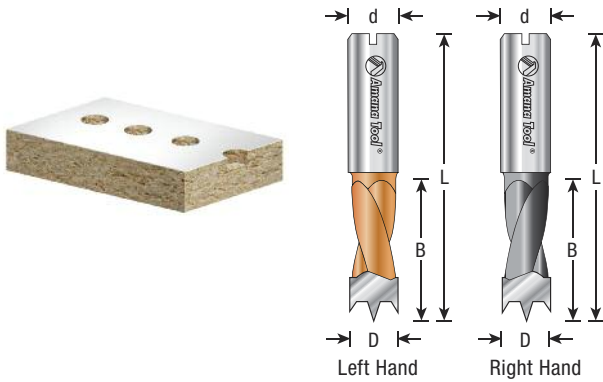




INDUSTRIAL Brad Point Boring Bits are coated with a non-stick coating for longer lasting cutting edge and tool life.

This special Polytetrafluoroethylene (PTFE) non-stick coating is applied onto the bit at a temperature of 570° F. The coating reduces the friction between the chip and the body inside the flute and it helps to clear the chips out of the hole during the drilling, creating a cooler drilling area with no burning and a longer lasting cutting edge.

In cases where the carbide tip cutting edges are coated, there is no need to sand the coating off before use. Once the tool starts drilling, the coating is quickly cleared off the needed cutting edge.

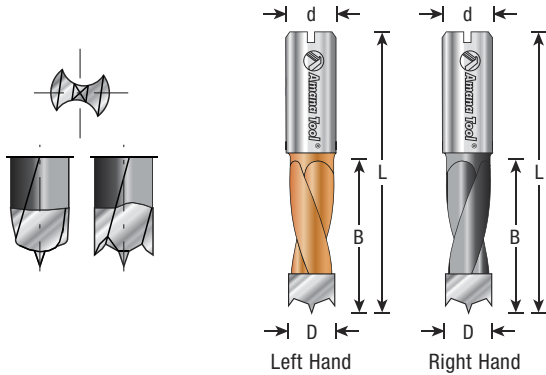


BRAD POINT BORING

Carbide Tipped • 57mm Long • 10mm x 30mm Shank*

ØD	B	Ød	L	Tool No.	
				LH	RH
3mm	27mm	10mm	57mm	301003	201003†
3.2mm	27mm	10mm	57mm	301032	201032
4mm	27mm	10mm	57mm	301004	201004
4.5mm	27mm	10mm	57mm	—	201045
5mm	27mm	10mm	57mm	301005	201005
5.1mm	27mm	10mm	57mm	301051	201051
5.2mm	27mm	10mm	57mm	301052	201052
5.5mm	27mm	10mm	57mm	301055	201055
6mm	27mm	10mm	57mm	301006	201006
6.5mm	27mm	10mm	57mm	301065	201065
6.7mm	27mm	10mm	57mm	301067	201067
7mm	27mm	10mm	57mm	301070	201070
7.5mm	27mm	10mm	57mm	301075	201075
8mm	27mm	10mm	57mm	301008	201008
8.2mm	27mm	10mm	57mm	301082	201082
9mm	27mm	10mm	57mm	301090	201090
10mm	27mm	10mm	57mm	301010	201010
10.5mm	27mm	10mm	57mm	301105	201105
12mm	27mm	10mm	57mm	301012	201012
14mm	27mm	10mm	57mm	301014	201014
15mm	27mm	10mm	57mm	301015	201015
16mm	27mm	10mm	57mm	301016	—
17mm	27mm	10mm	57mm	301017	201017
18mm	27mm	10mm	57mm	301018	201018
19mm	27mm	10mm	57mm	301019	201019
20mm	27mm	10mm	57mm	301020	201020
3/16	27mm	10mm	57mm	301047	—
1/4	27mm	10mm	57mm	301007	201007
3/8	27mm	10mm	57mm	301009	201009
1/2	27mm	10mm	57mm	301013	201013

† With solid carbide cutting edge.

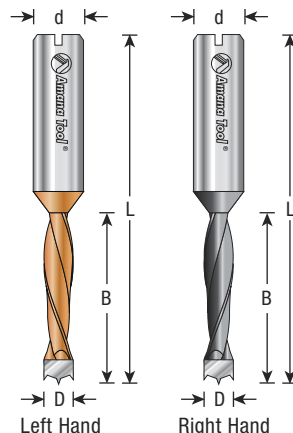


HIGH PERFORMANCE DITEC™ BRAD POINT BORING

Carbide Tipped • 57mm & 70mm Long • 10mm Shank*

Ditec™ dowel drills feature special grinding and high performance carbide for ultra long-lasting applications.

ØD	B	Ød	L	Tool No.	
				LH	RH
5mm	27mm	10mm	57mm	305005	205005
8mm	27mm	10mm	57mm	305008	205008
5mm	40mm	10mm	70mm	306005	206005
8mm	40mm	10mm	70mm	306008	206008



BRAD POINT DOWEL DRILL

Solid Carbide • 57.5mm & 70mm Long • 10mm x 30mm Shank*

Special solid carbide grade cutting flute for long lasting performance.

ØD	B	Ød	L	Tool No.	
				LH	RH
5mm	27.5mm	10mm	57.5mm	315105	215005
8mm	27.5mm	10mm	57.5mm	315108	—
5mm	40mm	10mm	70mm	—	217005
8mm	40mm	10mm	70mm	317008	217008

Max RPM=8,000

* Not to be used in portable drills or handheld routers.

BRAD POINT BORING

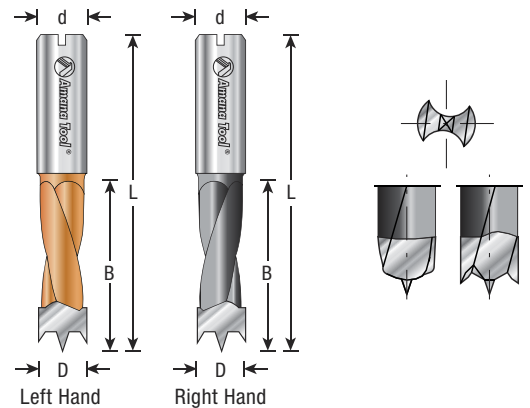
Carbide Tipped • 70mm Long • 10mm x 30mm Shank*

ØD	B	Ød	L	Tool No.	
				LH	RH
3mm	40mm	10mm	70mm	304003	204003†
3.2mm	40mm	10mm	70mm	304032	204032
4mm	40mm	10mm	70mm	304004	204004
4.5mm	40mm	10mm	70mm	304045	204045
5mm	40mm	10mm	70mm	304005	204005
5.1mm	40mm	10mm	70mm	304051	204051
5.2mm	40mm	10mm	70mm	304052	204052
5.5mm	40mm	10mm	70mm	304055	204055
6mm	40mm	10mm	70mm	304006	204006
6.5mm	40mm	10mm	70mm	304065	204065
6.7mm	40mm	10mm	70mm	—	204067
7mm	40mm	10mm	70mm	304070	204070
7.5mm	40mm	10mm	70mm	304075	204075
8mm	40mm	10mm	70mm	304008	204008
8.2mm	40mm	10mm	70mm	304082	204082
9mm	40mm	10mm	70mm	304090	204090
10mm	40mm	10mm	70mm	304100	204010
11mm	40mm	10mm	70mm	304011	204011
12mm	40mm	10mm	70mm	304012	204012
13mm	40mm	10mm	70mm	304130	204130
14mm	40mm	10mm	70mm	—	204014
15mm	40mm	10mm	70mm	304015	204015
16mm	40mm	10mm	70mm	—	204016
17mm	40mm	10mm	70mm	304017	—
3/16	40mm	10mm	70mm	304047	204047
1/4	40mm	10mm	70mm	304007	204007
3/8	40mm	10mm	70mm	304009	204009
7/16	40mm	10mm	70mm	304111	204111
1/2	40mm	10mm	70mm	304013	204013
5/8	40mm	10mm	70mm	304113	204113

77mm Long • 10mm x 30mm Shank*

4mm	47mm	10mm	77mm	302004	202004
5mm	47mm	10mm	77mm	302005	202005
5.1mm	47mm	10mm	77mm	302051	202051
5.2mm	47mm	10mm	77mm	302052	202052
7mm	47mm	10mm	77mm	—	202070
8mm	47mm	10mm	77mm	302008	202008
8.2mm	47mm	10mm	77mm	302082	202082
9mm	47mm	10mm	77mm	302090	202090
10mm	47mm	10mm	77mm	302100	202010
11mm	47mm	10mm	77mm	302011	—
12mm	47mm	10mm	77mm	302012	202012

† With solid carbide cutting edge.



Max RPM=8,000

* Not to be used in portable drills or handheld routers.



INDUSTRIAL Through-Hole with V-Point Boring Bits are coated with a non-stick coating for longer lasting cutting edge and tool life.

Amana Tool® dowel drills are coated with a special Polytetrafluoroethylene (PTFE), a non-stick color coating. In cases where the carbide tip cutting edges are coated, there is no need to sand the coating off before use. Once the tool starts drilling, the coating is quickly cleared off the needed cutting edge.

Amana's coating is applied onto the bit at a temperature of 570° F. The coating reduces the friction between the chip and the body inside the flute and it helps to clear the chips out of the hole during the drilling, creating a cooler drilling area with no burning and a longer lasting cutting edge.

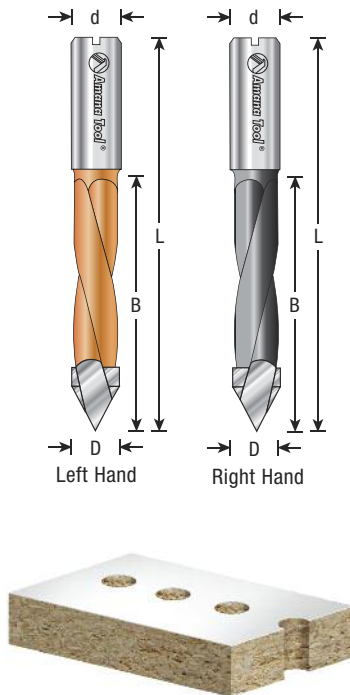
THROUGH-HOLE WITH V-POINT

Carbide Tipped • 57mm Long • 10mm x 22mm Shank*

ØD	B	Ød	L	Tool No. LH	Tool No. RH
4mm	35mm	10mm	57mm	413004	313004
5mm	35mm	10mm	57mm	413005	313005
6mm	35mm	10mm	57mm	413006	313006
7mm	35mm	10mm	57mm	413070	313070
8mm	35mm	10mm	57mm	413008	313008
9mm	35mm	10mm	57mm	413090	313090
10mm	35mm	10mm	57mm	413010	313010
12mm	35mm	10mm	57mm	413012	313012
1/4	35mm	10mm	57mm	413007	313007
3/8	35mm	10mm	57mm	413009	313009
1/2	35mm	10mm	57mm	413013	—

THROUGH-HOLE WITH V-POINT

Carbide Tipped • 70mm Long • 10mm x 23mm Shank*



ØD	B	Ød	L	Tool No. LH	Tool No. RH
4mm	47mm	10mm	70mm	414004	314004
5mm	47mm	10mm	70mm	414005	314005
5.5mm	47mm	10mm	70mm	414055	314055
6mm	47mm	10mm	70mm	414006	314006
7mm	47mm	10mm	70mm	414070	314070
8mm	47mm	10mm	70mm	414008	314008
9mm	47mm	10mm	70mm	414090	314090
10mm	47mm	10mm	70mm	414010	314010
11mm	47mm	10mm	70mm	—	314011
12mm	47mm	10mm	70mm	414012	314012
14mm	47mm	10mm	70mm	414014	314014
3/16	47mm	10mm	70mm	414047	314047
1/4	47mm	10mm	70mm	414007	314007
9/32	47mm	10mm	70mm	414281	314281
21/64	47mm	10mm	70mm	414833	314833
11/32	47mm	10mm	70mm	414343	—
3/8	47mm	10mm	70mm	414009	314009
7/16	47mm	10mm	70mm	414111	314111
1/2	47mm	10mm	70mm	414013	314013
5/8	47mm	10mm	70mm	—	314113



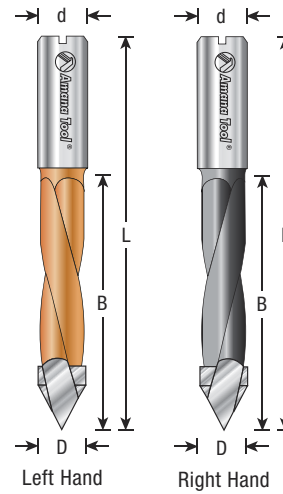
Max RPM=8,000

* Not to be used in portable drills or handheld routers.

THROUGH-HOLE WITH V-POINT

Carbide Tipped • 77mm Long • 10mm x 27mm Shank*

ØD	B	Ød	L	Tool No. LH	Tool No. RH
5mm	50mm	10mm	77mm	415005	315005
6mm	50mm	10mm	77mm	415006	315006
7mm	50mm	10mm	77mm	—	315070
8mm	50mm	10mm	77mm	415008	315008
9mm	50mm	10mm	77mm	415090	315090
10mm	50mm	10mm	77mm	415010	315010



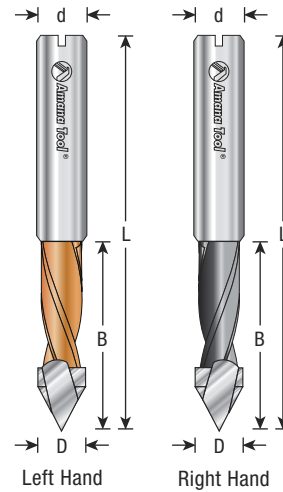
THROUGH-HOLE DOWEL DRILL

Solid Carbide • 70mm Long • 10mm x 30mm Shank*

Special solid carbide grade cutting flute for long lasting performance.



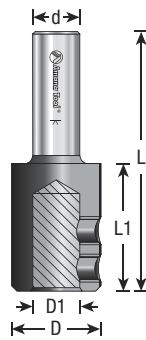
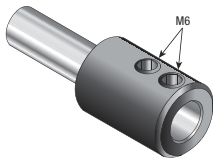
ØD	B	Ød	L	Tool No. LH	Tool No. RH
5mm	40mm	10mm	70mm	317015	217015
8mm	40mm	10mm	70mm	317018	217018



DOWEL DRILL/BORING BIT ADAPTER

For CNC Standard Collet/Tool Holder

Made especially to run 10mm shank dowel drills and boring bits on a CNC machine. Accommodates the flat area on the 10mm round drill bit shank. Secure with the two set screws, same method as on boring machines.



ØD1	Ød	ØD	L1	L	Tool No.
10mm	6mm	3/4	1-1/16	2-5/32	47643
10mm	1/4	3/4	1-1/16	2-5/32	47636
10mm	10mm	3/4	1-1/16	2-5/32	47644
10mm	1/2	3/4	1-1/16	2-5/32	47638

▲ Warning: Maximum RPM=8,000

Total Indicated Run-out (TIR) is 0.00118" (0.03mm)
CNC drop down feed rate 80-160 inches per minute (IPM).

Max RPM=8,000

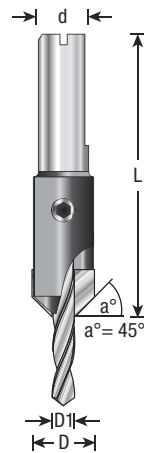
* Not to be used in portable drills or handheld routers.




COUNTERSINKS FOR BORING MACHINES*

Carbide Tipped • Slow Spiral, HSS M2 DIN 338 Fully Ground Drill

Drills and countersinks in one step. Available in two sizes and each complete with the High Speed Steel drill bit and Allen wrench for easy bit replacement. 2-Flute.



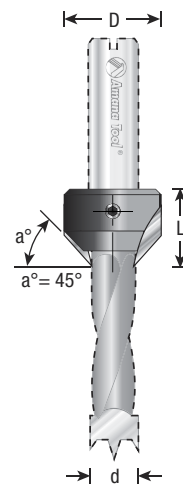
ØD	ØD1	a°	Ød	L	Repl. Drill Bit	Tool No.
1/2	4mm	45°	10mm	60mm	630-202	55640
1/2	5mm	45°	10mm	60mm	55105	55642



METRIC COUNTERSINKS*

Carbide Tipped • 2 Flute

Application: Use with 10mm shank boring bits to drill and countersink for screws in one pass.



ØD	Ød	L	Tool No.	
			LH	RH
16mm	5mm	16.5mm	416005	316005
16mm	6mm	16.5mm	416006	316006
16mm	7mm	16.5mm	416007	316007
18mm	8mm	16.5mm	416008	316008
18mm	9mm	16.5mm	416009	316009
20mm	10mm	16.5mm	416010	316010
20mm	12mm	16.5mm	416012	316012

Replacement set screw #67087 (5mm only).

Replacement set screw #67079 (6mm to 12mm).

Note: Right hand tools rotate clockwise. Left hand tools rotate counter-clockwise.

Drills sold separately.

* Not to be used in portable drills or handheld routers.

HINGE BORING

*Carbide Tipped • 57mm Long • 10mm Shank • 2-Wing with Spurs**

Application: Boring machines (10mm shank) and drill presses (3/8" shank)

ØD	Ød	L	Tool No. LH	Tool No. RH
15mm	10mm	57mm	203155	203151
18mm	10mm	57mm	203185	—
20mm	10mm	57mm	203205	203201
25mm	10mm	57mm	—	203251
26mm	10mm	57mm	203265	203261
28mm	10mm	57mm	203285	—
30mm	10mm	57mm	203305	203301
32mm	10mm	57mm	203325	203321
35mm	10mm	57mm	203355	203351
40mm	10mm	57mm	—	203401
3/4	10mm	57mm	—	203751

*70mm Long • 10mm Shank • 2-Wing with Spurs**

ØD	Ød	L	Tool No. LH	Tool No. RH
14mm	10mm	70mm	203144	—
15mm	10mm	70mm	—	203152
20mm	10mm	70mm	203204	203202
25mm	10mm	70mm	203254	203252
26mm	10mm	70mm	203264	203262
30mm	10mm	70mm	203304	203302
35mm	10mm	70mm	203354	203352
9/16	10mm	70mm	203148	203146
3/4	10mm	70mm	203754	203752


*77mm Long • 10mm Shank • 2-Wing with Spurs**

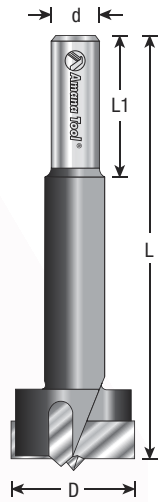
ØD	Ød	L	Tool No. LH	Tool No. RH
25mm	10mm	77mm	203258	—
30mm	10mm	77mm	203308	—

*90mm Long • 2-Wing with Spurs**

ØD	Ød	L	Tool No. LH	Tool No. RH
16mm	10mm	90mm	—	203166
28mm	10mm	90mm	—	203286
35mm	10mm	90mm	—	203357
35mm	3/8	90mm	—	203359

* Not to be used in portable drills or handheld routers.



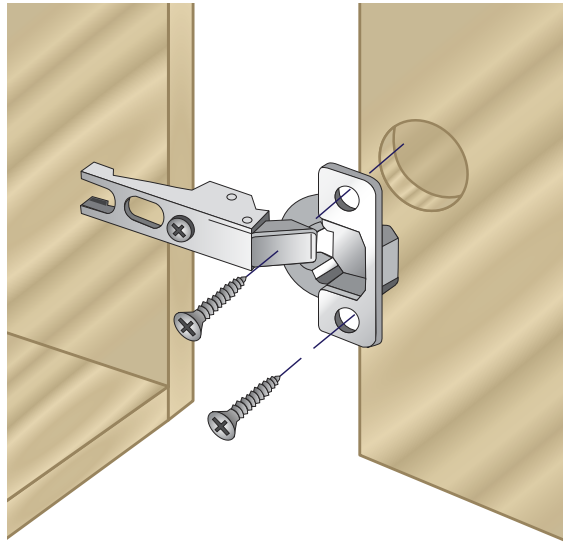


HINGE BORING

*Carbide Tipped • 10mm Round Shank • 2-Wing With Spurs**

Application: Drill presses only / Metric European hinges.

ØD	Ød	L1	L	Tool No.
12mm	10mm	30mm	90mm	203012
15mm	10mm	30mm	90mm	203015
18mm	10mm	30mm	90mm	203018
19mm	10mm	30mm	90mm	203019
20mm	10mm	30mm	90mm	203020
22mm	10mm	30mm	90mm	203022
23mm	10mm	30mm	90mm	203023
24mm	10mm	30mm	90mm	203024
26mm	10mm	30mm	90mm	203260
32mm	10mm	30mm	90mm	203032
34mm	10mm	30mm	90mm	203034
35mm	10mm	30mm	90mm	203350
36mm	10mm	30mm	90mm	203036
40mm	10mm	30mm	90mm	203040



Set# HBM-102

3-PC. BRAD POINT & HINGE BORING BIT SET

*Carbide Tipped • 57 Long x 10mm Shank**

Complete hinge installation set for boring machines.

Set# **HBM-102** contains:

ØD	B	Ød	L	Type	Qty.	Tool No.
8mm	27mm	10mm	57mm	Brad Point Boring	2	301008
35mm	—	10mm	57mm	Hinge Boring	1	203351
3-Pc. Set includes 301008(2) and 203351(1)						HBM-102



* Not to be used in portable drills or handheld routers.

HINGE BORING FOR DRILL PRESSES

Carbide Tipped • 3/8" Shank • 2-Wing*

Application: Drill presses only, right hand rotation. Economical alternative to other 35mm hinge bits.

ØD	Ød	L	Tool No.
35mm	3/8	57mm	EB-351

Note: Right hand tools rotate clockwise. Left hand tools rotate counter-clockwise.

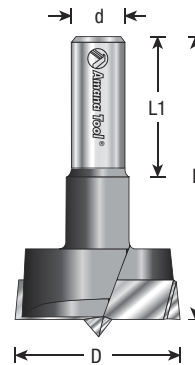


HINGE BORING FOR ROUTERS

Carbide Tipped • 60mm Long, 1/2" Shank, 2-Wing (No Spurs)*

Application: Designed for high RPM (22,000) on plunge routers, CNC routers, machining centers and point-to-point machines.

ØD	Ød	L1	L	Max RPM	Tool No.
35mm	1/2	30mm	60mm	28,000	203431

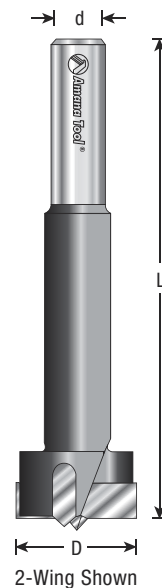


FRACTIONAL SIZE BORING

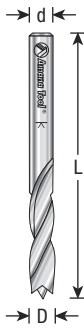
Carbide Tipped • 2 & 3-Wing • With Spurs*

Application: 1/2" shank for use in drill presses only.

ØD	Ød	L	Wings	Tool No.
1-1/8	1/2	4	2	420208
1-1/4	1/2	4	2	420308
1-3/8	1/2	4	2	420408
1-1/2	1/2	4	2	420508
2	1/2	4	3	420908



* Not to be used in portable drills or handheld routers.



METRIC BRAD POINT BORING DRILLS*

Solid Carbide

Application: Boring machines for shelving hardware, etc. Use with adapters or bushings, shown below.

Ød & ØD	L	Tool No.	
		LH	RH
3mm	55mm	463003	363003
3.2mm	55mm	463032	363032
3.5mm	55mm	463035	363035
4mm	55mm	463004	363004
4.5mm	55mm	463045	—
5mm	55mm	463005	363005

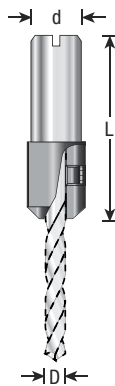


METRIC V-POINT BORING DRILLS*

Solid Carbide

Application: Boring machines for shelving hardware, etc. Use with adapters or bushings, shown below.

Ød & ØD	L	Tool No.	
		LH	RH
2mm	49mm	463002	363002
2.5mm	55mm	463025	363025
5mm	55mm	—	363007



10MM SHANK DRILL ADAPTERS*


With Retaining Screw

Application: Use with solid carbide drills, shown above. For quick insertion and removal from chuck. (Can be used on left or right hand drills.)

Drills sold separately.

ØD	Ød	L	Tool No.
2mm	10mm	38mm	364020
2.3mm	10mm	38mm	364023
2.5mm	10mm	38mm	364025
3mm	10mm	38mm	364030
3.2mm	10mm	38mm	364032
3.5mm	10mm	38mm	364035
4mm	10mm	38mm	364040
5mm	10mm	38mm	364050
1/4"	10mm	38mm	364063

Replacement set screw #67092 (new style #10-24) or #67097 (old style 5x8mm).

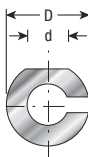


10MM SHANK DRILL BUSHINGS*

Application: Use with solid carbide drills, shown above. Economical alternative to drill adapters. (Can be used on left or right hand drills.)

Ød	ØD	L	Tool No.
2mm	10mm	23mm	365020
2.5mm	10mm	23mm	365025
3mm	10mm	23mm	365030
3.2mm	10mm	23mm	365032
3.5mm	10mm	23mm	365035
4.5mm	10mm	23mm	365045
5mm	10mm	23mm	365050

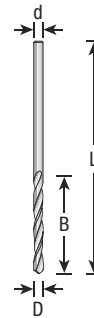
* Not to be used in portable drills or handheld routers.



HIGH SPEED STEEL (HSS) M2 DIN 338 New FULLY GROUND DRILLS

HSS • Regular Flute

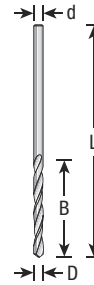
ØD	B	Ød	L	Tool No.
5/64	13/16	5/64	1-15/16	630-220
3/32	1	3/32	2-1/4	630-222



HIGH SPEED STEEL (HSS) M2 DIN 1897 New FULLY GROUND SHORT DRILLS

HSS • Regular Flute


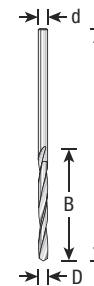
ØD	B	Ød	L	Tool No.
7/64	1/2	7/64	1-3/4	630-224
1/8	9/16	1/8	2	630-226
9/64	11/16	9/64	2-1/16	630-228
5/32	11/16	5/32	2-1/8	630-230
11/64	3/4	11/64	2-5/16	630-234
3/16	3/4	3/16	2-1/4	630-236



HIGH SPEED STEEL (HSS) DIN 338 New FULLY GROUND DRILLS

HSS • Slow Spiral

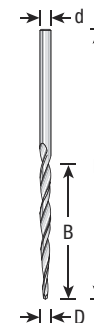
ØD	B	Ød	L	Tool No.
5/64	7/8	5/64	1-15/16	630-001
3/32	1	3/32	2-1/4	630-002
7/64	1-1/8	7/64	2-3/8	630-098
1/8	1-3/16	1/8	2-9/16	630-102
9/64	1-1/4	9/64	2-3/4	630-802
5/32	1-3/8	5/32	3	630-202
11/64	1-3/8	11/64	2-15/16	630-302
3/16	1-3/8	3/16	2-15/16	630-402
7/32	1-3/8	7/32	2-15/16	630-502
15/64	1	15/64	2-15/16	630-602
1/4	1-1/4	1/4	2-15/16	630-702



HIGH SPEED STEEL (HSS) M2 DIN 338 New FULLY GROUND DRILLS

HSS • Taper Point

ØD	B	Ød	L	Tool No.
5/64	15/16	5/64	2-1/8	630-260
3/32	1-1/8	3/32	2-1/4	630-262
7/64	1-3/8	7/64	2-11/16	630-264
1/8	1-1/2	1/8	2-3/4	630-266
9/64	1-1/16	9/64	2-15/16	630-268
5/32	1-3/4	5/32	3-1/8	630-270
11/64	1-15/16	11/64	3-1/4	630-272
3/16	2	3/16	3-9/16	630-274
7/32	2-1/4	7/32	3-13/16	630-276
1/4	2-7/16	1/4	4	630-278





BORING MACHINE REPLACEMENT CHUCKS*

For 10mm Shank In-Line Boring Machines

Application: Replace worn or damaged chucks. In stock for immediate delivery. Meets or exceeds O.E.M. specifications.

Due to many different styles, please order carefully.



Chuck for Nottmeyer Machines

ØD	L1	M	Ød	L	Tool No. LH	Tool No. RH
19.5mm	15mm	8mm	10mm	40mm	310105	310010

Chuck for Torwegge • Ayen Machines

ØD	L1	M	Ød	L	Tool No. LH	Tool No. RH
19.5mm	15mm	10mm	10mm	40mm	302105	302010

Chuck for Busselatto • Ompec Machines

ØD	L1	a°	M	Ød	L	Tool No. LH	Tool No. RH
19.5mm	11mm	30°	10mm	10mm	46mm	303105	303010

Chuck for Bilek Machines

ØD	L1	a°	M	Ød	L	Tool No. LH	Tool No. RH
19.3mm	11mm	20.8°	8mm	10mm	48mm	304105	304010

Chuck for Holz-Her • S.C.M.I. • Morbidelli • Biese Reimall • Vitap • Weeke Machines

ØD	L1	M	Ød	L	Tool No. LH	Tool No. RH
19.5mm	16mm	10mm	10mm	41mm	305105	305010

Chuck for • Morbidelli • Nottmeyer Machines

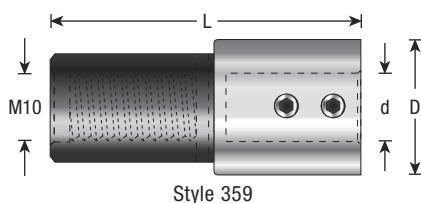
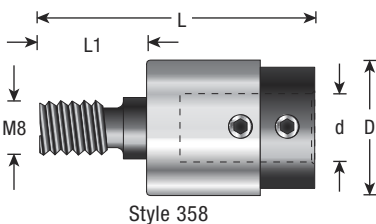
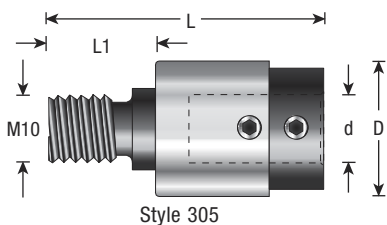
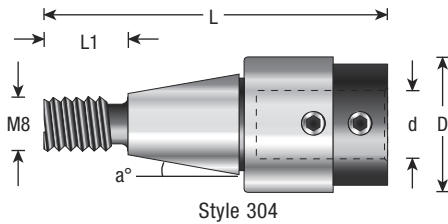
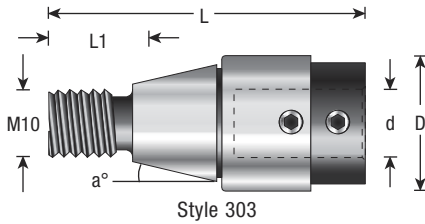
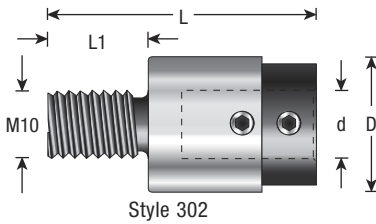
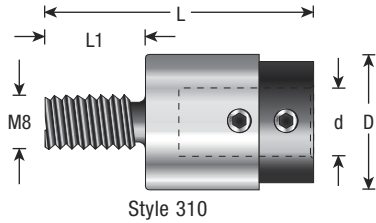
ØD	L1	M	Ød	L	Tool No. LH	Tool No. RH
19.3mm	15mm	8mm	10mm	41mm	-	358010

Chuck for Scheer Machines

ØD	M	Ød	L	Tool No. LH	Tool No. RH
19.5mm	10mm	10mm	42mm	359105	—

Note: Right hand tools rotate clockwise. Left hand tools rotate counter-clockwise.
1.5mm thread pitch.
Set screw #67097.

* Not to be used in portable drills or handheld routers.



ROSETTE

CUTTER SYSTEM

Replaceable Carbide Tips • For Heavy Duty Drill Press

Important Ordering Instructions:

- 1) Select the desired product number for either the Rosette cutterhead, shaper head, or both.
- 2) **Knives must be ordered separately and you must order two of each of the selected knife for proper operation.**
- 3) The Rosette cutterhead is designed to be used with a heavy-duty drill press, milling machine or lathe. **Do not attempt to use this product in a light-duty drill press, portable electric drill or router.**
- 4) Suggested initial speed for a drill press, etc., is 800 RPM with a slow feed rate. Increase RPM if tool is cutting too slowly. Conversely, if burning occurs, decrease RPM.
- 5) Maximum RPM 5,000 (Rosette Cutter) and 10,000 (shaper cutterhead only).

Note: All knives are sold individually. Two of each knife are required for proper operation.

Visit www.amanatool.com/rosette for 1:1 profiles.

Blank carbide tipped knives:

1-1/2" width	59510
1-15/16" width	59520

Accessories/Parts:

Special 1" x 3/4" shaper cutter bushing	59700
Replacement 3mm hex key	5008
Replacement special screw (6 required)	67008
Replacement 1/2" shank arbor only	59702
Replacement Bushing	BU-564

Warning: Rosette Cutter is designed to be used with a HEAVY DUTY drill press, CNC machine, milling machine or lathe. Do not attempt to use in a light drill press. etc.



Can be used on CNC Machines.

Warning: Maximum RPM=6,000

Maximum RPM for MDF: 3,500; Solid Wood: 2,000



Knives not included.

Set No. 59000

Includes:

3-1/8" diameter Rosette Cutter (1/2" shank).
3-3/4" diameter shaper cutterhead (1" bore) hex key and custom wood box.

Order knives separately, knives not included.

Set No. 59004

Includes:

3-1/8" diameter Rosette Cutter (1/2" shank) hex key and custom wood box.

Order knives separately, knives not included.

ROSETTE CUTTERS

Carbide Tipped • 2 Flute • 3/8" Shank • For Drill Press

ØD	ØD1	B	Ød	L	Max RPM	Tool No.
1-25/32	1-23/32	19/64	3/8	2-7/8	1,800	DP-300
2-1/2	2-27/64	25/64	3/8	2-7/8	1,800	DP-302
3-11/32	3-1/8	21/64	3/8	2-7/8	1,800	DP-304

OPTIONAL ROSETTE EDGE DETAIL ROUTER BIT

Carbide Tipped • 2 Flute


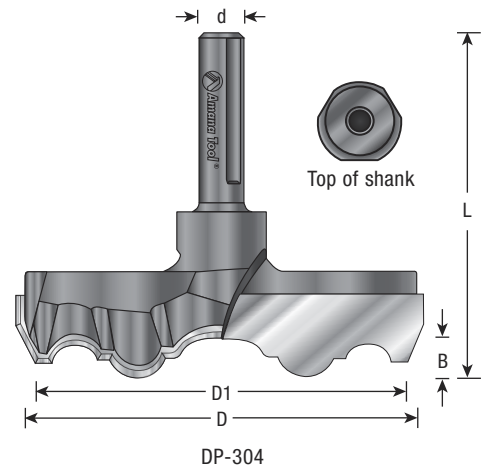
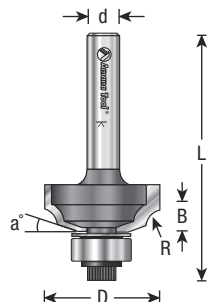
Create the edge detail to the rosette to achieve the finished look.

ØD	a°	R	B	Ød	L	Tool No.
15/16	20°	9/64	1/4	1/4	1-5/8	49532

Replacement bearing #47706.



Optional Edge
Made With Tool #49532



82° COUNTERSINKS

*Carbide Tipped • For Wood Screws • 2-Wing
With Slow Spiral, HSS M2 DIN 338 Fully Ground Drill*

Used to countersink holes for the heads of screws. The 2-flute integral design ensures uniform and concentric results each and every time. Carbide tips provide chip-free hole edges and lasts much longer than steel countersinks.

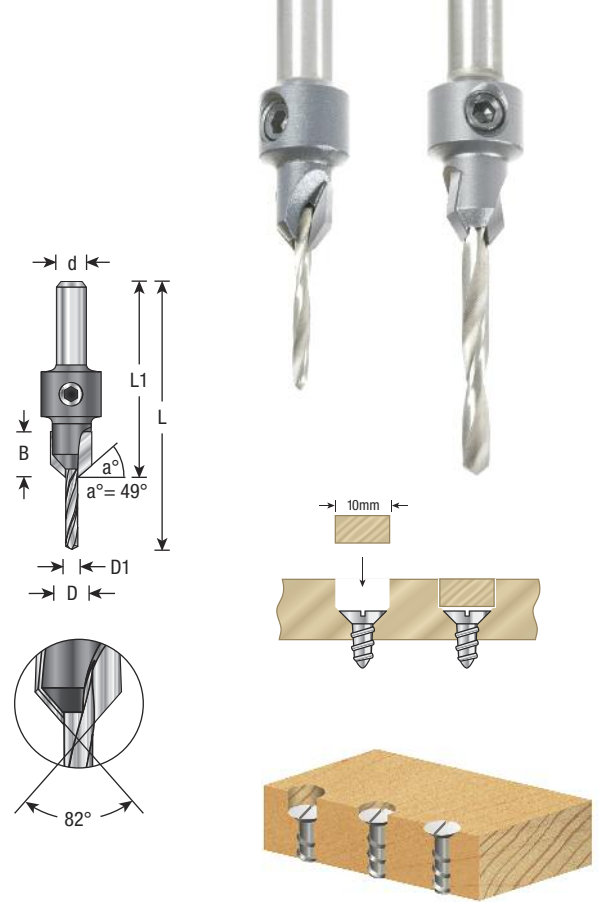
Excellent For Drilling:

- Natural Woods
- Aluminum/Non-Ferrous
- Man-Made Boards
- Aluminum Composite Material (ACM)
- MDF
- Composites
- Chipboard
- Composite Decking Materials
- Plywood

Wood Screw Size	ØD	ØD1	B	Ød	L1	L	Repl. Drill Bit	Tool No.
#4	11/32	3/32	1/2	5/16	1-5/8	2-1/4	630-002	55200
#4	3/8	7/64	1/2	5/16	1-5/8	2-3/8	630-098	55201
#6	5/16	1/8	1/2	5/16	1-5/8	2-9/16	630-102	55203
#6	3/8	1/8	1/2	5/16	1-5/8	2-9/16	630-102	55202
#6	1/2	1/8	1/2	5/16	1-5/8	2-9/16	630-102	55205
#6	25/64	9/64	1/2	5/16	1-5/8	2-3/4	630-802	55204
#8	25/64	5/32	1/2	5/16	1-5/8	2-7/8	630-202	55206
#8	7/16	11/64	1/2	5/16	1-5/8	3	630-302	55208
#10	7/16	3/16	1/2	3/8	1-3/4	3	630-402	55210
#10	1/2	3/16	1/2	3/8	1-3/4	3	630-402	55211
#12	15/32	7/32	1/2	3/8	1-3/4	3	630-502	55212

Replacement set screw #67083.

Warning: When drilling aluminum/non-ferrous, for optimal results and extended tool life, use lubricant or air cooling. Make sure the material is fixed and drill is stable during drilling.



AITiN COATED 82° COUNTERSINKS

*Carbide Tipped • For Wood Screws • 2-Wing
With Slow Spiral, HSS M2 DIN 338 Fully Ground Drill*

AITiN coating provides chip-free edges and last longer than uncoated carbide tipped and much longer than steel countersinks. The 2-flute integral design ensures uniform and concentric results each and every time. Used to countersink holes for the heads of screws.

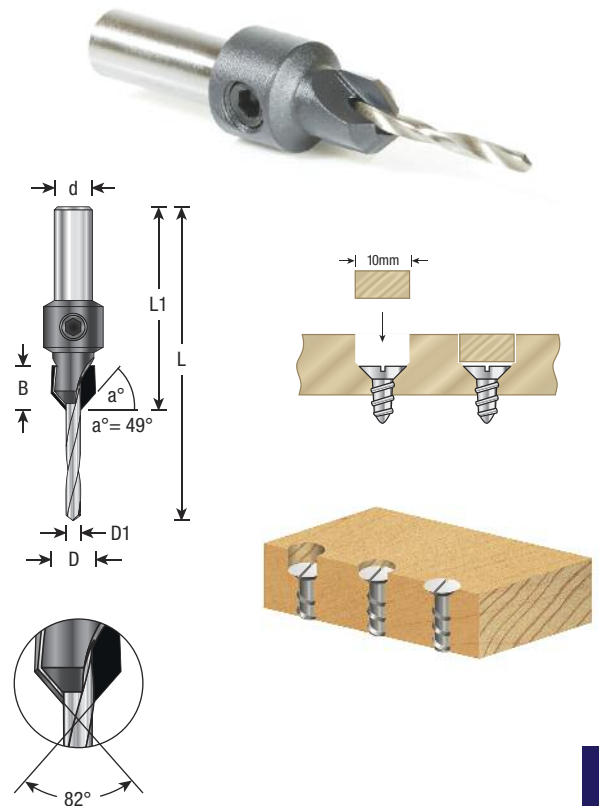
AITiN COATED BITS

Excellent For Drilling:

- Natural Woods
- Plywood
- Man-Made Boards
- Composites
- MDF
- Composite Decking Materials
- Chipboard

Wood Screw Size	ØD	ØD1	B	Ød	L1	L	Repl. Drill Bit	Tool No.
#4	11/32	3/32	1/2	5/16	1-5/8	2-1/4	630-002	55200XL
#6	3/8	1/8	1/2	5/16	1-5/8	2-9/16	630-102	55202XL
#8	25/64	5/32	1/2	5/16	1-5/8	2-7/8	630-202	55206XL
#8	7/16	11/64	1/2	5/16	1-5/8	3	630-302	55208XL

Replacement set screw #67083.



Adjustable Depth-Stop
No-Mar Adapters
See page 268

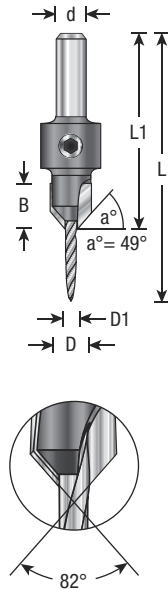
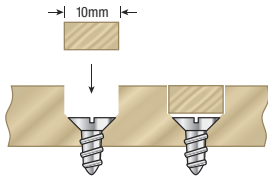


82° COUNTERSINKS

Carbide Tipped • 2-Wing

With Slow Spiral, HSS M2 DIN 338 Fully Ground Drill

Used to countersink holes for the heads of screws. The 2-flute integral design ensures uniform and concentric results each and every time.



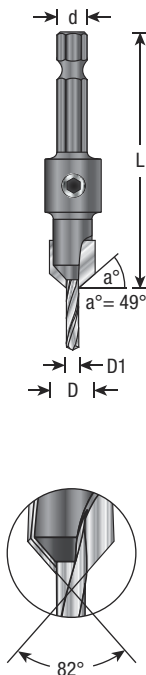
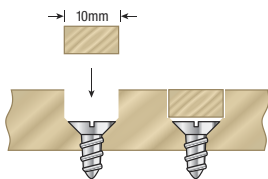
Excellent For Drilling:

- Natural Woods
- Man-Made Boards
- MDF
- Chipboard
- Plywood
- Aluminum/Non-Ferrous
- Aluminum Composite Material (ACM)
- Composites
- Composite Decking Materials

Wood Screw Size	ØD	ØD1	B	Ød	L1	L	Repl. Drill Bit	Tool No.
#4	11/32	3/32	1/2	5/16	1-5/8	2-1/4	630-262	55600
#6	3/8	1/8	1/2	5/16	1-5/8	2-9/16	630-266	55602
#6	25/64	9/64	1/2	5/16	1-5/8	3	630-268	55604
#8	7/16	11/64	1/2	5/16	1-5/8	3-1/4	630-272	55608
#10	7/16	3/16	1/2	3/8	2	3-1/2	630-274	55610

Replacement set screw #67083.

▲ Warning: When drilling aluminum/non-ferrous, for optimal results and extended tool life, use lubricant or air cooling. Make sure the material is fixed and drill is stable during drilling.



82° COUNTERSINKS

Quick Release 1/4" Hex Shank • Carbide Tipped • 2-Wing

With Slow Spiral, HSS M2 DIN 338 Fully Ground Drill

Drill pilot hole and tapered countersink for wood screws. The 2-flute integral design ensures uniform and concentric results each and every time.

Excellent For Drilling:

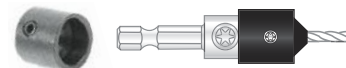
- Natural Woods
- Man-Made Boards
- MDF
- Chipboard
- Plywood
- Aluminum/Non-Ferrous
- Aluminum Composite Material (ACM)
- Composites
- Composite Decking Materials

Wood Screw Size	ØD	ØD1	a°	Ød	L	Optional Depth-Stop	Repl. Drill Bit	Tool No.
#4	3/8	5/64	49°	1/4	2-1/8	608-120	630-001	55260
#6	3/8	3/32	49°	1/4	2-1/8	608-120	630-002	55262
#8	3/8	7/64	49°	1/4	2-1/8	608-120	630-098	55264
#10	3/8	1/8	49°	1/4	2-1/8	608-120	630-102	55266
#12	1/2	9/64	49°	1/4	2-1/8	608-122	630-802	55268
#12 to #14	3/8	5/32	49°	1/4	2-1/8	608-120	630-202	55269

Replacement parts: Set screw #67083; Hex key #5009.

▲ Warning: When drilling aluminum/non-ferrous, for optimal results and extended tool life, use lubricant or air cooling. Make sure the material is fixed and drill is stable during drilling.

Optional Depth-Stop #608-120



*CNC Countersinks
for Composites*
See page 32

82° COUNTERSINKS

Quick Release 1/4" Hex Shank • Carbide Tipped • 2-Wing
With Taper Point HSS M2 DIN 338 Fully Ground Drill

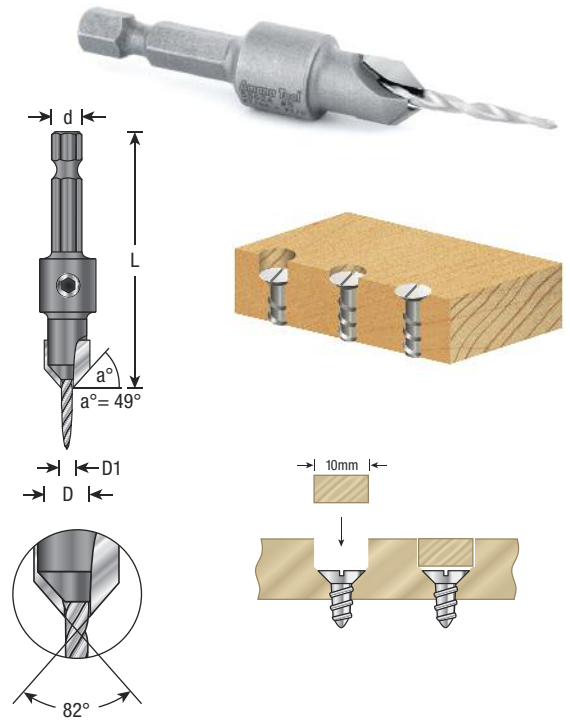
Drill pilot hole and tapered countersink for wood screws. The 2-flute integral design ensures uniform and concentric results each and every time.

Excellent For Drilling:

- Natural Woods
- Man-Made Boards
- MDF
- Chipboard
- Plywood
- Aluminum/Non-Ferrous
- Aluminum Composite Material (ACM)
- Composites
- Composite Decking Materials

Wood Screw Size	ØD	ØD1	a°	Ød	L	Repl. Drill Bit	Tool No.
#4	3/8	5/64	49°	1/4	2-1/8	630-260	55620
#6	3/8	3/32	49°	1/4	2-1/8	630-262	55622
#8	3/8	7/64	49°	1/4	2-1/8	630-264	55624
#10	3/8	1/8	49°	1/4	2-1/8	630-266	55626
#12	1/2	9/64	49°	1/4	2-1/8	630-268	55628

Replacement parts: Set screw #67083; Hex key #5009.



COUNTERBORES

Quick Release 1/4" Hex Shank • Carbide Tipped • 2-Wing
With Slow Spiral, HSS M2 DIN 338 Fully Ground Drill

Flat bottom counterbores for using round head screws, hex bolts, etc. Includes pilot drill.

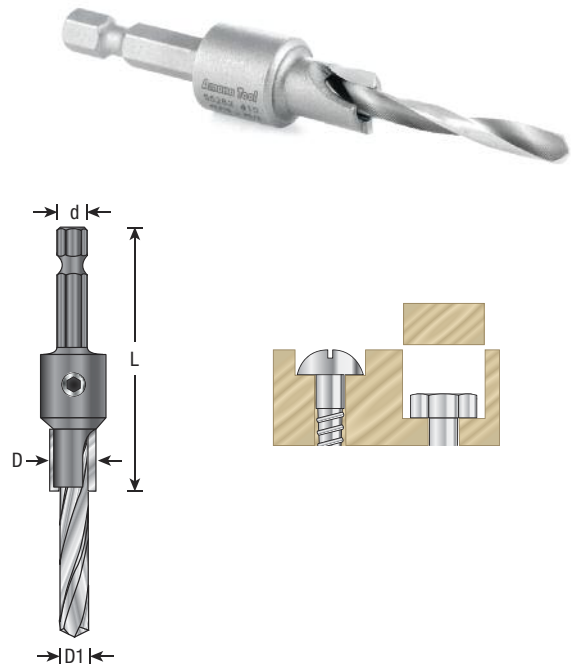
Excellent For Drilling:

- Natural Woods
- Man-Made Boards
- MDF
- Chipboard
- Plywood
- Aluminum/Non-Ferrous
- Aluminum Composite Material (ACM)
- Composites
- Composite Decking Materials

ØD	ØD1	Ød	L	Repl. Drill Bit	Tool No.
3/8	3/16	1/4	2-3/16	630-402	55282
1/2	1/4	1/4	2-3/4	630-702	55286
5/8	1/4	1/4	2-3/4	630-702	55288

Replacement parts: Set screw #67083; Hex key #5009.

▲ Warning: When drilling aluminum/non-ferrous, for optimal results and extended tool life, use lubricant or air cooling. Make sure the material is fixed and drill is stable during drilling.





No-Thrust Ball Bearing
eliminates the scratching
or burning of the surface.

82° COUNTERSINK WITH ADJUSTABLE DEPTH-STOP & NO-THRUST BEARING

*Quick Release 1/4" Hex Shank • Carbide Tipped
2-Wing With HSS M2 Fully Ground Drill*

No Burning, No Marring & No Friction

Features an adjustable, heavy-duty, revolving metal depth-stopper with a strong thrust ball bearing for quick and easy adjustment of the countersink depth without scratching or burning surfaces. The open space allows for chip evacuation.

User friendly design enables control of the drill length and its replacement, without the need to disassemble the depth-stop.

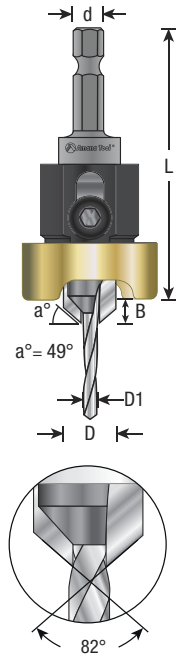
Enables users to drill a pilot hole and tapered countersink in one step. Adjustable depth stop and independent stop collar prevent marking of the work-piece and perfect countersink depth control.

Excellent For Drilling:

- Aluminum/Non-Ferrous
- Aluminum Composite Material (ACM)
- Chipboard
- Composites
- Composite Decking Materials
- Man-Made Boards
- MDF
- Natural Woods
- Plywood



Double-sided hex key included.



Wood Screw

Size	ØD	ØD1	B	a°	Ød	L	Drill DIN	Repl. Drill Bit	Tool No.
#4	3/8	3/32	3/64-3/8	49°	1/4	2-5/8	338	630-222	55225
#6	3/8	1/8	3/64-3/8	49°	1/4	2-5/8	1897	630-226	55227
#6	3/8	9/64	3/64-3/8	49°	1/4	2-5/8	1897	630-228	55228
#8	3/8	5/32	3/64-3/8	49°	1/4	2-5/8	1897	630-230	55229
#8	1/2	11/64	3/64-3/8	49°	1/4	2-3/4	1897	630-234	55240
#10	1/2	3/16	3/64-3/8	49°	1/4	2-3/4	1897	630-236	55242

Replacement NF1/4 x 1/4 set screw #67070 for tightening depth stop.

Replacement NF1/4-28 x 3/16 set screw #67083 for drill tightening.

Replacement 1/8 x 5/32 double-sided hex key #5019 (included).

▲ Warning: When drilling aluminum/non-ferrous, for optimal results and extended tool life, use lubricant or air cooling. Make sure the material is fixed and drill is stable during drilling.

ADJUSTABLE DEPTH-STOP NO-MAR ADAPTER WITH NO THRUST BEARING

*For Amana Tool® 5/16" Dia. Round Shank Carbide Tipped
Countersinks & Counterbores*

No Burning, No Marring & No Friction

Adjustable, no friction, heavy-duty revolving metal depth stopper produces a clean surface and provides simple, adjustable depth-stop developed for quick and easy adjustment of the countersink and drill depth. The user friendly design enables control of both without the need to disassemble the depth-stop.

The minimum countersink depth while using the adapter will be 1/16" and the maximum 3/8".

Fits the following Amana Tool® carbide tipped countersinks and counterbores with a 5/16" diameter round shank:

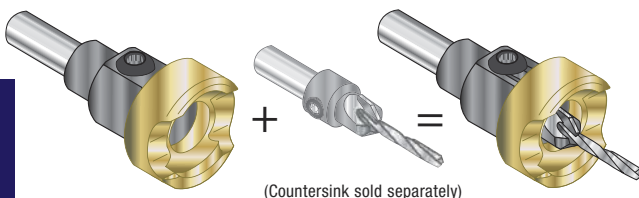
- | | | | |
|-----------|-----------|-----------|---------|
| • 55200 | • 55202XL | • 55206 | • 55600 |
| • 55200XL | • 55203 | • 55206XL | • 55602 |
| • 55201 | • 55204 | • 55208 | • 55604 |
| • 55202 | • 55205 | • 55208XL | • 55608 |



Countersink sold separately.



Double-sided hex key included.



(Countersink sold separately)

ØD	Ød	L (Adjustable)	Tool No.
1-1/4	3/8	2-1/2 - 2-25/32	55246

82° COUNTERSINK WITH ADJUSTABLE LOW FRICTION DEPTH-STOP

Quick Release 1/4" Hex Shank • 2-Wing • Carbide Tipped
With HSS M2 Slow Spiral Fully Ground Drill DIN 1897

Low Friction Polymer Collar

No surface scratches or burn marks!

These tools combine carbide countersink, high-speed steel drill bit and free-spinning, low friction depth-stop. The countersink leaves a clean hole edge and the adjustable depth-stop doesn't mar the surface. The large openings around the collar allow the chips to clear effectively and eliminate clogging.

Excellent For Drilling:

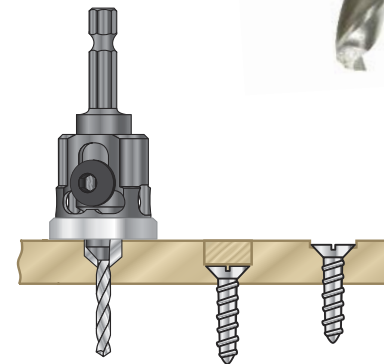
- Aluminum/Non-Ferrous
- Aluminum Composite Material (ACM)
- Chipboard
- Composites
- Composite Decking Materials
- Man-Made Boards
- MDF
- Natural Woods
- Plywood



Wood Screw Size	ØD	ØD1	B	a°	Ød	L	Repl. Drill Bit	Tool No.
#4	3/8	7/64	9mm	49°	1/4	2-3/8	630-224	55293
#6	3/8	1/8	9mm	49°	1/4	2-3/8	630-226	55294
#6	1/2	9/64	9mm	49°	1/4	2-3/8	630-228	55295
#8	3/8	5/32	9mm	49°	1/4	2-3/8	630-230	55296

Replacement NF1/4 x 1/4 set screw #67070 for tightening depth stop.
Replacement NF1/4-28 x 3/16 set screw #67083 for drill tightening.
Replacement 1/8 x 5/32 double-sided hex key #5019 (included).

Warning: When drilling aluminum/non-ferrous, for optimal results and extended tool life, use lubricant or air cooling. Make sure the material is fixed and drill is stable during drilling.



COUNTERSINK & PLUG SET

Carbide Tipped • 10mm Diameter Countersink & Plug

- Drilling & Countersinking with a single tool.
- Concealing of screwheads with plugs which perfectly fit with countersink.
- Designed for portable drills and drill presses.



PS-500

Description	Drill Dia.	Tool No.
2 Pc. Countersink & Plug Cutter	1/8	PS-100
2 Pc. Countersink & Plug Cutter	9/64	PS-200
2 Pc. Countersink & Plug Cutter	11/64	PS-400
All 4 Countersinks & Drills & 1 Plug Cutter	—	PS-500
Plug Cutter only (10mm dia.)	—	PLC-100

Note: All countersinks are carbide-tipped. The plug cutter and drill bits are high-speed steel. Countersinks have 8mm shank diameter.

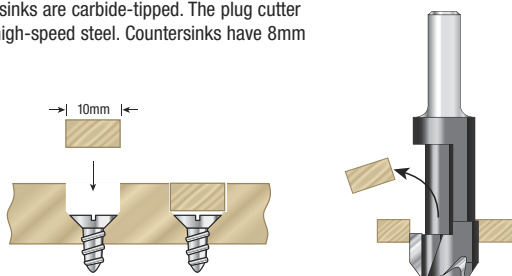


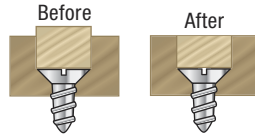
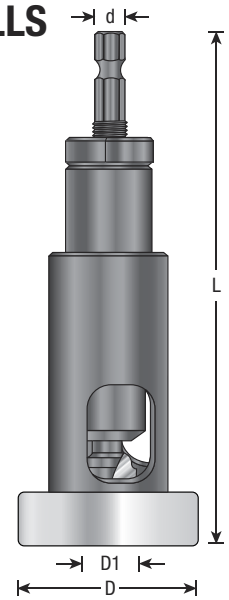


Photo credit Randy O'Rourke. Wood Flooring by Charles Peterson, published by The Taunton Press in 2010

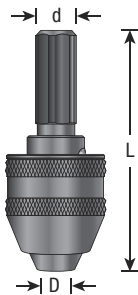
PLUG PLANER FOR HAND DRILLS AND DRILL PRESSES

*Carbide Tipped • Non-Marring
Quick Release Hex Shank*

This plug planer is designed for a hand drill with a hex shank for quick changes. Its adjustable depth of cut ensures easy and accurate plug trimming while its replaceable plastic ring base prevents damage to the wood surface. The unique spring loaded plunging operation enables an efficient, secure and quick plug trimming.



ØD	ØD1	Ød	L	Tool No.
2	15mm	1/4	4-3/4	PLP-100



QUICK CHANGE CHUCK

Simply pull sleeve to change drill bits, screwdrivers, countersinks and other power bits. Special long shaft for use with keyless chucks. This is an industrial quality accessory manufactured with exacting tolerances.

ØD	Ød	L	Tool No.
1/4	3/8	2	55298



Improved Spiral Action for Better Chip Ejection

COUNTERBORES†

Fits Evans, Ritter, Unique, Marcon, Norfield® and Castle® Face Frame Machines

Carbide Tipped

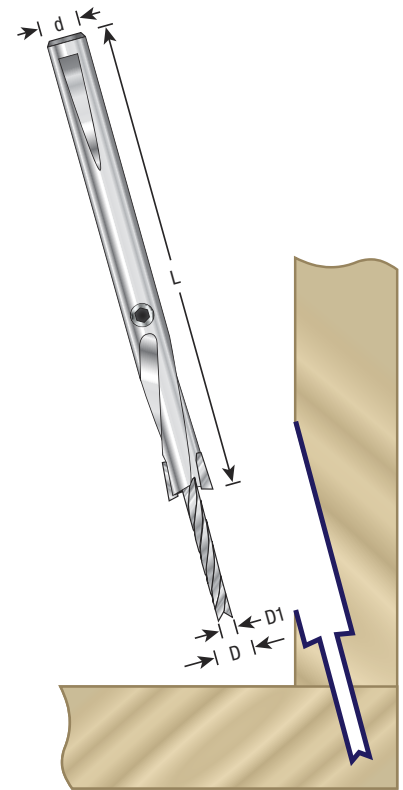
Features include precision ground carbide-tipped counterbore for splinter-free cutting, non-slip surface treatment for positive clamping, wide web design for superior strength and replaceable HSS fishtail drills.

Description	ØD	ØD1	Ød	L	Tool No.
Counterbore	3/8	.136	9mm	4	424000

Replacement #8-32 NC set screw, #67010.

#29 Replacement HSS Fish Tail Drills

Description	ØD1	Ød	L	Tool No.
Standard	.136	—	2-7/8	424004
DHN Surface Treated for Longer Tool Life	.136	—	2-7/8	424006



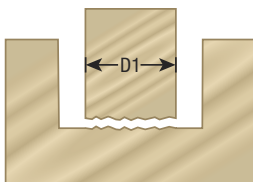
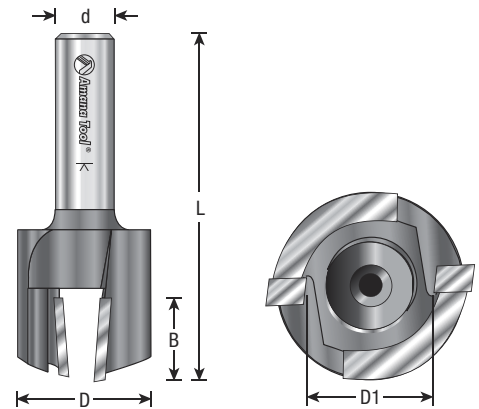
† Application: Not to be used in portable drills or handheld routers.

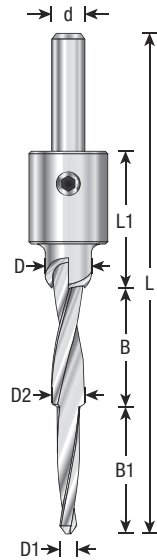
PLUG CUTTER FOR DRILL PRESS

Carbide Tipped • 2 Flute

Must clamp work-piece firmly to drill press table.

ØD	ØD1	B	Ød	L	Tool No.
5/8	.335	1/2	1/2	2-1/2	55217
5/8	3/8	1/2	1/2	2-1/2	55220
11/16	.394	1/2	1/2	2-1/2	55218
23/32	7/16	1/2	1/2	2-1/2	55219
49/64	.472	1/2	1/2	2-1/2	55221
25/32	1/2	1/2	1/2	2-1/2	55222
29/32	5/8	1/2	1/2	2-1/2	55224
1-1/32	3/4	1/2	1/2	2-1/2	55223





3-STEP RTA FURNITURE DRILL/COUNTERSINK ASSEMBLY

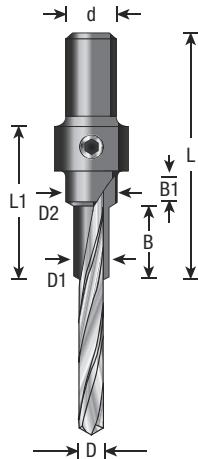
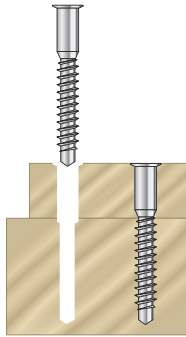
With HSS Slow Spiral Drill

Commonly used for RTA (ready-to-assemble) furniture fittings. Specially-treated high-speed steel countersink with polished slow-spiral drill bit. Will perform 3 tasks in one: pilot hole, clearance hole and countersink. For connecting screws (Confirmat, Directa, etc.). The shankless countersink is heat treated.

ØD	ØD1	ØD2	B	B1	Ød	L1	L	Tool No.
10mm	5mm	7mm	<30mm*	25mm	7mm	30mm	106mm	55650

* B can be adjusted up to 30mm.

Replacement parts: 5x7mm Stepped drill #55107; Hex key #5009.



3-STEP RTA FURNITURE DRILL/COUNTERSINK

With HSS Slow Spiral Drill

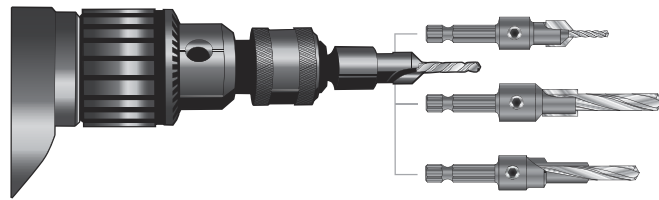
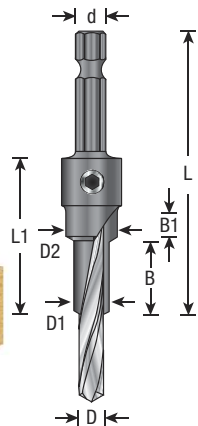
Commonly used for RTA (ready-to-assemble) furniture fittings. Specially-treated high-speed steel countersink with polished slow-spiral drill bit. Will perform 3 tasks in one: pilot hole, clearance hole and countersink. For connecting screws (Confirmat, Directa, etc.). The shankless countersink is heat treated.

ØD	ØD1	ØD2	B	B1	Ød	L1	L	Tool No.
3.5mm	5mm	7mm	15mm	5mm	10mm	33mm	52mm	55102
5mm	7mm	10mm	19mm	5mm	10mm	32mm	58mm	55103

Replacement 3.5mm HSS slow spiral drill bit, 2-3/4" long, #55104.

Replacement 5.0mm HSS slow spiral drill bit, 3-7/16" long, #55105.

Replacement #10-24 set screw, #67092 (requires #5000 3/32" hex key).



RTA FURNITURE DRILL/COUNTERSINK

RTA furniture step drill – bit creates steps for the “Confirmat” style furniture screw. Used for drilling pilot hole, clearance hole and countersinking.

ØD	ØD1	ØD2	Ød	B	B1	L1	L	Tool No.
3.5mm	5mm	7mm	1/4	15mm	5mm	33mm	60mm	55290
5mm	7mm	10mm	1/4	19mm	5mm	38mm	62mm	55292

Replacement 3.5mm HSS slow spiral drill bit, 2-3/4" long, #55104.

Replacement 5.0mm HSS slow spiral drill bit, 3-7/16" long, #55105.

Replacement #10-24 set screw, #67092 (requires #5000 3/32" hex key).

'DI-COUNT'[™] ADJUSTABLE COUNTERSINK

Carbide-Tipped • 2-Wing

Accepts Drills from 3/32" through 9/32" (Wood Screw Sizes #2 through #18).

ØD	a°	B	Ød	L	Drill No.	Tool No.
7/16 to 19/32	45°	7/16	3/32 to 9/32	1-1/4	—	20200
5/8 to 25/32	45°	5/8	1/4 to 13/32	1-11/32	630-702	20202 *

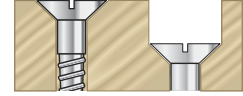
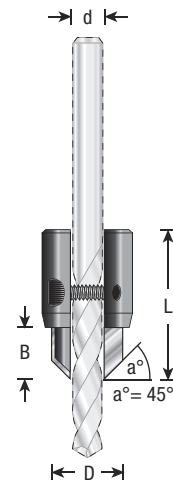
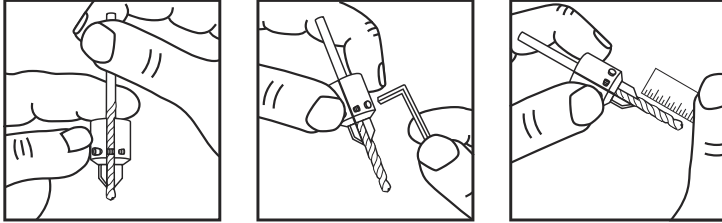
* Includes 1/4" diameter slow spiral, HSS M2 DIN 338 fully ground drill.

Replacement Allen screws (2 required) #67090.

Replacement 3mm hex key #5004 (included).

Drills not included with 20200.

Warning: When drilling aluminum/non-ferrous, for optimal results and extended tool life, use lubricant or air cooling. Make sure the material is fixed and drill is stable during drilling.



ADJUSTABLE COUNTERBORE

Carbide-Tipped • 2-Wing

Slow Spiral, HSS M2 DIN 338 Fully Ground Drill

Accepts Drills from 3/32" through 9/32" (Wood Screw Sizes #2 through #18).

ØD	B	Ød	L	Drill No.	Tool No.
29/64 to 5/8	15/32	1/8 to 9/32	1-3/32	630-102	20204**
27/32 to 1	5/8	1/4 to 13/32	1-5/16	630-702	20206*

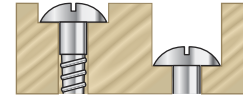
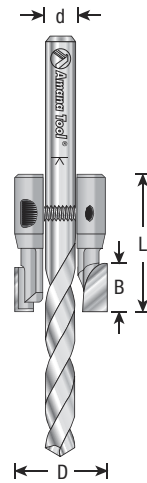
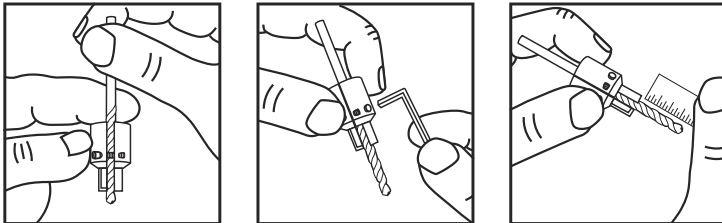
** Includes 1/8" diameter drill.

* Includes 1/4" diameter drill.

Replacement Allen screws (2 required) #67090.

Replacement 3mm hex key #5004 (included).

Warning: When drilling aluminum/non-ferrous, for optimal results and extended tool life, use lubricant or air cooling. Make sure the material is fixed and drill is stable during drilling.



ADJUSTABLE UNIVERSAL DRILL-DEPTH STOPS


Can be clamped onto any drill* from 3mm to 10mm. An innovation and universal solution to the problem of drilling holes to an accurate depth. Special design to minimize any marks on the surface being drilled. User friendly – quick assembly and easy drill-depth adjustment.

* Drills not included.

Range of Drill Diameters	Tool No.
3mm to 7mm (1/8 to 1/4)	20210
6mm to 10mm (1/4 to 3/8)	20212

Replacement 3mm hex key #5004 (not included).





MULTI-TOOTH FORSTNER BITS

High Carbon Tool Steel • 1/2" Shank

Specially designed Forstner bits for cutting telephone and computer wire grommet access holes in office furniture. All tools feature precision ground and tempered tool steel, multi-tooth cutting edges for faster cutting and chip removal, and massive cutter body to dissipate heat and resist burning.

ØD	Ød	L	Tool No.
2-1/4 (57mm)	1/2	6	FO-558
2-3/8 (60mm)	1/2	6	FO-562
3 (76mm)	1/2	6	FO-574
3-1/8 (80mm)	1/2	6	FO-560

FORSTNER PATTERN BITS

High Carbon Tool Steel • 2-Wing

Application: Drill pocket-holes, flat-bottom holes*, etc., using any 3/8" or larger portable drill or stationary drill press. Forstner pattern bits are well known for their ability to drill clean and chip-free holes in wood. Amana Tool® uses only the finest quality tool steel, precision machined and ground on state-of-the-art equipment. Large gullets milled in the tool body provide exceptional chip clearance.



ØD	Ød	L	Tool No.
1/4	5/16	3-1/2	FO-080
3/8	3/8	3-1/2	FO-095
5/16	3/8	3	FO-079
7/16	3/8	3-1/2	FO-111
1/2	3/8	3-1/2	FO-127
9/16	3/8	3-1/2	FO-142
5/8	3/8	3-1/2	FO-160
11/16	3/8	3-1/2	FO-174
3/4	3/8	3-1/2	FO-190
13/16	3/8	3-1/2	FO-206
7/8	3/8	3-1/2	FO-222
15/16	3/8	3-1/2	FO-238
1	3/8	3-1/2	FO-254
1-1/16	3/8	3-1/2	FO-269
1-1/8	3/8	3-1/2	FO-285
1-1/4	3/8	3-1/2	FO-317
1-3/8	3/8	3-1/2	FO-349
35mm	3/8	3-1/2	FO-350
1-1/2	3/8	3-1/2	FO-381
1-5/8	3/8	3-1/2	FO-413
1-3/4	3/8	3-1/2	FO-445
1-7/8	3/8	3-1/2	FO-476
2	3/8	3-1/2	FO-508
2-1/8	3/8	3-1/2	FO-540

* Note: A small pilot hole used for centering will be present on flat bottom holes.

FORSTNER PATTERN SETS

High Carbon Tool Steel • 3/8" Shank

All sets are packed in beautiful, custom-made hardwood cases. Features a sliding, clear acrylic door with sizes imprinted on the front and a pre-drilled bit tray that rotates for easy access to your tools.



Set No. FO-600



Set No. FO-700

Description

6-Piece Forstner bit set, 3/8" shank. Sizes: 3/8, 1/2, 5/8, 3/4, 7/8, 1.

Order

FO-600

15-Piece Forstner bit set, 3/8" shank.

FO-700

Sizes: All 15 fractional sizes (3/8 through 2-1/8 in 1/8 increments).



INDUSTRIAL Carbide Tipped **Saw Blades**

- ✓ Large European style micrograin carbide tips
- ✓ Laser-cut expansion slots to assure plate stability
- ✓ Unique technology for perfect straightening, balancing and tensioning
- ✓ H7 concentric bore enables tight fit to eliminate both circular run-out and vibration
- ✓ Copper plugs to reduce turbulent noise and vibration
- ✓ Large gullets for improved chip clearance

 **ELECTROBLU™**
ECO-Friendly Non-Stick Coating

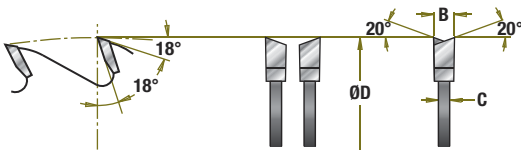
- ✓ Reduces resin accumulation and heat build-up
- ✓ Tips stay sharper longer resulting in extended blade life
- ✓ Applied by using an electrostatic bonding process

⚠ Warning: Before use, read saw blade safety guidelines on pages 312-314.



PRESTIGE™

18° Hook Alternate Top Bevel (ATB) Grind



The Amana Tool® Prestige™ general purpose blade cuts smoother and stays sharper longer in solid wood, plywood, MDF and chipboard. It features a massive tool-steel plate (.102" thick!) with expansion slots and copper plugs that practically eliminate vibration. The 40 teeth are ground with a steep 20° bevel angle, alternating left and right, for crisp, clean cuts both across grain and with the grain. The 18° hook angle yields an effortless feed. The precision-ground carbide teeth are individually computer-verified to have minimal run-out.



- Massive (.102" thick!) tool-steel plate with copper plugs that practically eliminates vibration.
- Precision-ground carbide teeth (20° ATB, hook) are individually computer verified for run-out of less than 1/10,000" on all axis.

Prestige™ Rated "EXCELLENT" for

- ✓ Ripping solid wood
- ✓ Crosscutting solid wood
- ✓ Ripping plywood
- ✓ Crosscutting plywood



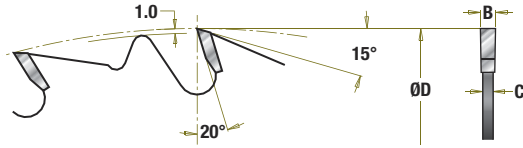
ØD		Teeth	Grind	'B' Kerf Inch	'C' Plate Inch	Bore	Tool No.
Inch	mm						
10	250	40	ATB	.134	.102	5/8	PR1040
10	250	40	ATB	.134	.102	5/8	PR1040C *
12	300	40	ATB	.134	.102	1	PR1240

* Electro Blu™ Non-Stick Coating.

'EURO-RIP' RIPPING

With Cooling Slots and Anti-Kickback Feature

20° Hook • Flat Top (FT) Grind



Soft/Hardwood Ripping

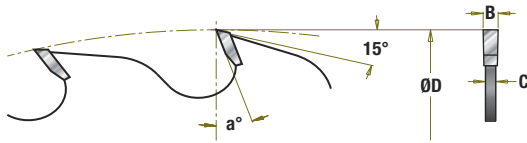
Designed for ripping hardwood and softwood, this exceptional blade cuts fast and smooth. The flat-top grind and the high positive hook angle reduce feed effort. The anti-kickback limits the thickness of chip; taken to offer a safer cut. Cooling slots in the body prevent excessive heat build-up.

ØD		Teeth	Grind	'B' Kerf	'C' Plate	Bore	*P.H.	Tool No.
Inch	mm							
10	250	20	FT	.126	.087	5/8	—	RB1020
10	250	20	FT	.126	.087	5/8	—	RB1020C*
10	250	20	FT	.126	.087	30mm	2/7/42, 2/9/46 & 2/10/60	RB1020-30
12	300	24	FT	.126	.087	1	—	RB1224
12	300	24	FT	.126	.087	30mm	2/7/42, 2/9/46 & 2/10/60	RB1224-30
14	350	28	FT	.126	.087	1	—	RB1428
14	350	28	FT	.126	.087	30mm	2/7/42, 2/9/46 & 2/10/60	RB1428-30
16	400	28	FT	.137	.098	1	—	RB1628

* Electro Blu™ Non-Stick Coating.

RIPPING STANDARD

18° to 20° Hook • Flat Top (FT) Grind



Soft/Hardwood Ripping

This blade is the classic ripper for both hardwood and softwood. It features the flat-top grind for cutting with the grain efficiently; ample gullets for fast chip-clearance; expansion slots and turbulence-reducing copper plugs. Available in 18° and 20° hook configurations. The blade with the 20° hook angle features a thicker plate and cuts a wider kerf. Use in single and gang-rip saws.

ØD		Teeth	Grind	a°	'B' Kerf	'C' Plate	Bore	*P.H.	Tool No.
Inch	mm								
10	250	24	FT	20°	.142	.095	5/8	—	610240
12	300	30	FT	20°	.160	.110	1	—	612300
12	300	30	FT	20°	.173	.110	30mm	2/7/42, 2/9/46 & 2/10/60	612300-30
16	400	36	FT	20°	.173	.118	30mm	2/7/42, 2/9/46 & 2/10/60	616360-30
18	450	32	FT	20°	.157	.110	1	—	618320
20	500	36	FT	20°	.173	.110	1	—	620360

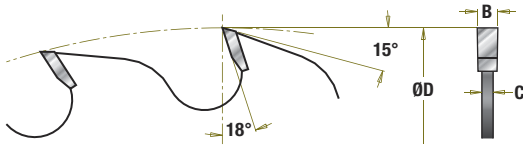
ØD		Teeth	Grind	a°	'B' Kerf	'C' Plate	Bore	*P.H.	Tool No.
Inch	mm								
10	250	20	FT	18°	.126	.087	5/8	—	610200
12	300	24	FT	18°	.126	.087	1	—	612240
12	300	24	FT	18°	.126	.087	30mm	2/7/42, 2/9/46 & 2/10/60	612240-30
14	350	28	FT	18°	.137	.098	1	—	614280
16	400	32	FT	18°	.137	.098	1	—	616320
16	400	32	FT	18°	.137	.098	30mm	2/7/42, 2/9/46 & 2/10/60	616320-30

* P.H. = pin-hole configuration. Example: 2/10/60 = 2 @ 10mm dia. on 60mm circle.

▲ Warning: Before use, read saw blade safety guidelines on pages 312-314.

RIPPING HEAVY-DUTY

18° Hook • Flat Top (FT) Grind



Heavy-duty production ripping is this blade's forte. It has all the features needed for use with power feeders and gang-ripping operations: a low tooth count, flat-top grind, deep gullets for efficient chip clearance and a thick plate for reduced vibration.

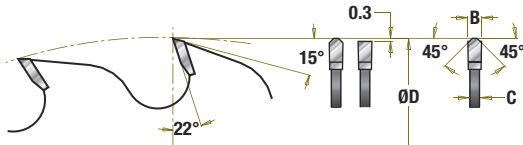


Soft/Hardwood Ripping

ØD		Teeth	Grind	'B' Kerf Inch	'C' Plate Inch	Bore	*P.H.	Tool No.
Inch	mm							
10	250	20	FT	.150	.095	5/8	—	710200
12	300	24	FT	.173	.110	1	—	712240
14	350	28	FT	.173	.110	1	—	714280
14	350	28	FT	.173	.110	30mm	2/7/42, 2/9/46 & 2/10/60	714280-30
16	400	32	FT	.173	.118	1	—	716320
16	400	32	FT	.173	.118	30mm	2/7/42, 2/9/46 & 2/10/60	716320-30

GLUE LINE RIPPING

22° Hook • Triple Chip (TC) Grind



Rip then glue up. With this exceptional blade, there's no need for sanding or jointing after the cut. The precision triple-chip grind and extra-high hook angle allow aggressive feed rates, yet produces an extra-smooth cut finish. The thick plate minimizes vibration.


Use on table saws, sliding table saw, single and gang-rip operations.



Soft/Hardwood Ripping

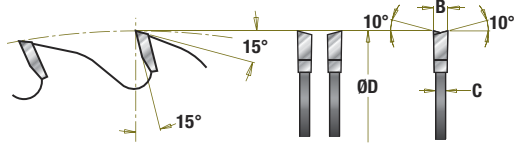
ØD		Teeth	Grind	'B' Kerf Inch	'C' Plate Inch	Bore	Machine	Tool No.
Inch	mm							
10	250	30	TCG	.145	.095	5/8	—	610301
12	300	40	TCG	.160	.110	1	—	612401
12	300	40	TCG	.160	.110	70mm	SCM	612401-70 Δ
14	350	40	TCG	.169	.118	1	—	614401

Δ 2 Keyways (20mm Centers x 5mm Dia.)



MULTI-USE RIPPING/GENERAL PURPOSE

15° Hook • Alternate Top Bevel (ATB) Grind



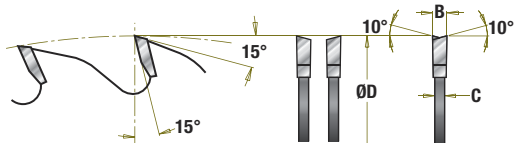
This is an excellent and popular general purpose configuration blade. Its low tooth count, high hook angle, and ample gullets make it an aggressive, fast-cutting ripping blade. But its ATB grind allows it to crosscut well. A good choice for all-around use.



ØD		Teeth	Grind	'B' Kerf	'C' Plate	Bore	*P.H.	Tool No.
Inch	mm							
10	250	30	ATB	.126	.087	5/8	—	610300
10	250	30	ATB	.126	.087	30mm	2/7/42, 2/9/46 & 2/10/60	610300-30
12	300	36	ATB	.126	.087	1	—	612360
12	300	36	ATB	.126	.087	30mm	2/7/42, 2/9/46 & 2/10/60	612360-30
14	350	42	ATB	.137	.098	1	—	614420
14	350	42	ATB	.137	.098	30mm	2/7/42, 2/9/46 & 2/10/60	614420-30
16	400	48	ATB	.137	.098	1	—	616480
16	400	48	ATB	.137	.098	30mm	2/7/42, 2/9/46 & 2/10/60	616480-30
18	450	54	ATB	.150	.110	1	—	618540
20	500	60	ATB	.173	.110	1	—	620600

GENERAL PURPOSE CUT-OFF

15° Hook • Alternate Top Bevel (ATB) Grind



While similar in most aspects to the blade above, this one has a slightly lower hook angle. That lower angle improves the surface quality of the cut while increasing the feed pressure required. This blade is a good choice for general purpose ripping and crosscutting of hardwoods and softwoods in a range of thicknesses, with occasional cutting of plywood and other man-made materials mixed in.



ØD		Teeth	Grind	'B' Kerf	'C' Plate	Bore	*P.H.	Tool No.
Inch	mm							
8	200	34	ATB	.118	.079	5/8	—	683400
—	220	34	ATB	.118	.079	30mm	2/7/42	220T340†
9	230	24	ATB	.118	.079	5/8	—	692400
9	230	40	ATB	.118	.079	5/8	—	694000
10	250	40	ATB	.126	.087	5/8	—	610400
10	250	40	ATB	.126	.087	30mm	2/7/42, 2/9/46 & 2/10/60	610400-30
12	300	48	ATB	.126	.087	1	—	612480
12	300	48	ATB	.126	.087	30mm	2/7/42, 2/9/46 & 2/10/60	612480-30
14	350	54	ATB	.137	.098	1	—	614540
14	350	54	ATB	.137	.098	30mm	2/7/42, 2/9/46 & 2/10/60	614540-30
16	400	60	ATB	.137	.098	1	—	616600
16	400	60	ATB	.137	.098	30mm	2/7/42, 2/9/46 & 2/10/60	616600-30

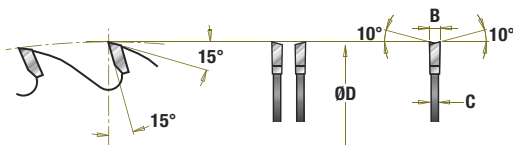
† For Holz-Her® 220mm panel saws.

* P.H. = pin-hole configuration. Example: 2/10/60 = 2 @ 10mm dia. on 60mm circle.

▲ Warning: Before use, read saw blade safety guidelines on pages 312-314.

THIN KERF GENERAL PURPOSE

15° Hook • Alternate Top Bevel (ATB) Grind



A thin-kerf blade has a slightly thinner plate and cutting tips. The benefits include reduced stress on the saw and its motor and reduced stock loss. Thin-kerf blades typically are used on saws powered by universal motors, including jobsite table saws and the various types of miter saws.

Not recommended for cutting stock thicker than 3/4" unless stabilizer(s) are used.



**THIN
KERF**

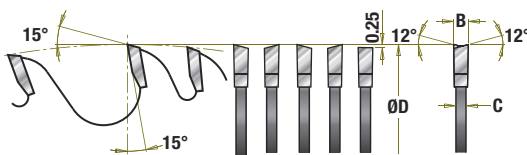


Soft/Hardwood Crosscut Combination Rip/Crosscut

ØD		Teeth	Grind	'B' Kerf	'C' Plate	Bore	Tool No.
Inch	mm						
8	200	34	ATB	.090	.062	5/8	TB83400
10	250	40	ATB	.090	.062	5/8	TB10400
12	300	48	ATB	.090	.062	1	TB12480
14	350	54	ATB	.090	.062	1	TB14540

COMBINATION RIPPING & CROSSCUT

15° Hook • Combination Grind 4 ATB & 1 Raker



Where one blade must do almost everything – ripping and crosscutting hardwood and softwood, cutting plywood – this blade is a good choice. It is in the traditional combination-blade configuration, with a flat-top tooth and 4 alternate top bevel teeth in groupings of five. The large gullets at the raker tooth allow deep cuts with improved chip ejection.



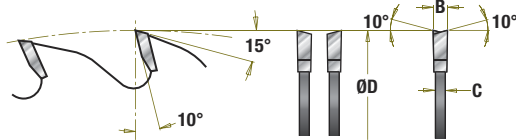
Combination Rip/Crosscut

ØD		Teeth	Grind	'B' Kerf	'C' Plate	Bore	Tool No.
Inch	mm						
8	200	40	4 & 1	.126	.087	5/8	684004
9	230	40	4 & 1	.126	.087	5/8	694004
10	250	50	4 & 1	.135	.095	5/8	610504
10	250	50	4 & 1	.135	.095	5/8	610504C*
12	300	60	4 & 1	.150	.110	1	612604
14	350	70	4 & 1	.150	.110	1	614704
16	400	80	4 & 1	.158	.118	1	616804

* Electro Blu™ Non-Stick Coating.

CUT-OFF & CROSSCUT

10° Hook • Alternate Top Bevel (ATB) Grind



As our standard cut-off and crosscut blade, this is ideal for table saws and sliding table saws. Its combination of 10° hook and the alternate top bevel tooth grind provide good-quality cuts and a long cutting life.

Suitable for hardwood, softwood, even plywood and chipboard. Good choice for heavy production in any cabinet-making shop.



Soft/Hardwood Crosscut

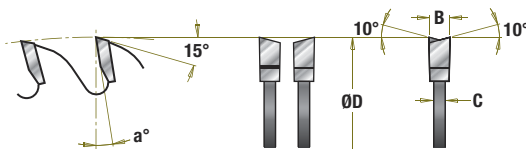
ØD		Teeth	Grind	'B' Kerf	'C' Plate	Bore	*P.H.	Tool No.
Inch	mm							
8	200	48	ATB	.118	.079	5/8	—	684800
9	230	60	ATB	.118	.079	5/8	—	696000
10	250	60	ATB	.126	.087	5/8	—	610600
10	250	60	ATB	.126	.087	5/8	—	610600C*
10	250	60	ATB	.126	.087	30mm	2/7/42, 2/9/46 & 2/10/60	610600-30
12	300	60	ATB	.126	.087	1	—	612600
12	300	60	ATB	.126	.087	30mm	2/7/42, 2/9/46 & 2/10/60	612600-30
12	300	72	ATB	.126	.087	1	—	612720
12	300	72	ATB	.126	.087	1	—	612720C*
12	300	72	ATB	.126	.087	30mm	2/7/42, 2/9/46 & 2/10/60	612720-30 †
14	350	72	ATB	.137	.098	1	—	614720
14	350	72	ATB	.137	.098	30mm	2/7/42, 2/9/46 & 2/10/60	614720-30
14	350	84	ATB	.137	.098	1	—	614840
16	400	96	ATB	.137	.098	1	—	616960
18	450	108	ATB	.158	.110	1	—	618108
18	450	108	ATB	.158	.110	30mm	2/7/42, 2/9/46 & 2/10/60	618108-30
20	500	120	ATB	.173	.110	1	—	620120

† For Altendorf®, Omega, SCMI®, and Striebig® sliding table saws.

* Electro Blu™ Non-Stick Coating.

CUT-OFF & CROSSCUT HEAVY-DUTY

10° to 18° Hook • Alternate Top Bevel (ATB) Grind



This is a heavy-duty production blade for general trimming and crosscutting of hardwood and softwood. It has an extra-thick plate and cuts a wide kerf. The hook angle is aggressive, varying from 10° to 18°, depending upon the tooth count and blade diameter. All blades feature the alternate top bevel grind for clean cuts.

Appropriate for use on table saws and radial arm saws.



Soft/Hardwood Crosscut

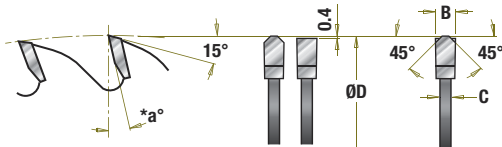
ØD		Teeth	Grind	a°	'B' Kerf	'C' Plate	Bore	Tool No.
Inch	mm							
12	300	96	ATB	10°	.173	.110	1	712960
16	400	60	ATB	18°	.173	.110	1	716600
16	400	96	ATB	10°	.173	.110	1	716960

* P.H. = pin-hole configuration. Example: 2/10/60 = 2 @ 10mm dia. on 60mm circle.

▲ Warning: Before use, read saw blade safety guidelines on pages 312-314.

CUT-OFF & CROSSCUT HEAVY-DUTY

10° to 18° Hook • Triple Chip (TC) Grind



Heavy-duty production blade featuring increased thickness of plate and kerf and more aggressive hook angle. Good for cutting plastic laminated materials, composition board and plywood.



Plastic Laminate
Single & Double Sided

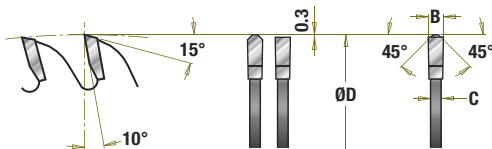


MDF/Fiberboard

ØD		Teeth	Grind	a°	'B' Kerf	'C' Plate	Bore	Tool No.
Inch	mm							
12	300	60	TCG	15°	.173	.095	1	712601
12	300	96	TCG	10°	.173	.098	1	712961
14	350	72	TCG	15°	.173	.110	1	714721
16	400	80	TCG	10°	.173	.118	1	716801
16	400	96	TCG	18°	.173	.118	1	716961

FINE CUT-OFF & CROSSCUT

10° Hook • Triple Chip (TC) Grind



This blade is ideal for cutting materials with fragile surface layers, like veneers and laminates. High tooth counts yield smooth finishes. The 10° hook angle provides effortless feeding. The triple-chip tooth opens a narrow kerf, and the raker widens it.



Plastic Laminate
Single & Double Sided



MDF/Fiberboard


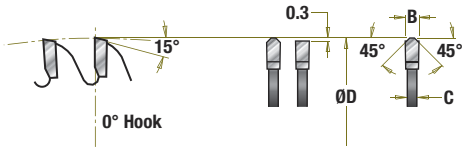
ØD		Teeth	Grind	'B' Kerf	'C' Plate	Bore	*P.H.	Tool No.
Inch	mm							
8	200	64	TCG	.118	.079	5/8	—	686401
8	200	64	TCG	.118	.079	30mm	—	686401-30
—	220	64	TCG	.118	.079	30mm	2/7/42	220T641 †
10	250	80	TCG	.126	.087	5/8	—	610801
10	250	80	TCG	.126	.087	5/8	—	610801C*
10	250	80	TCG	.126	.087	30mm	2/7/42, 2/9/46 & 2/10/60	610801-30
12	300	96	TCG	.126	.087	1	—	612961
12	300	96	TCG	.126	.087	30mm	2/7/42, 2/9/46 & 2/10/60	612961-30
14	350	108	TCG	.137	.098	1	—	614109
14	350	108	TCG	.137	.098	30mm	2/7/42, 2/9/46 & 2/10/60	614109-30
16	400	120	TCG	.137	.098	1	—	616129
18	450	132	TCG	.157	.110	1	—	618133

† For Holz-Her® 220mm Panel Saws.

* Electro Blu™ Non-Stick Coating.

DITEC™ EXTENDED TRIMMING FOR MDF

0° Hook • Triple Chip (TC) Grind



HARDER GRADE CARBIDE

MDF/Fiberboard


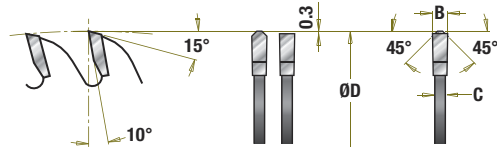
If you cut MDF on a regular basis, this is the blade you should use. It has the same features as our Fine Crosscut blades such as a thicker than standard plate, high tooth count, and the TCG grind, but this blade has the long-lasting DITEC™ carbide tips.

In addition, this blade cuts hard and abrasive composite materials such as: **carbon fiber**, **Trespa®**, etc.

ØD		Teeth	Grind	'B' Kerf Inch	'C' Plate Inch	Bore	Tool No.
Inch	mm						
12	300	96	TCG	.126	.094	1	DT12962
14	350	84	TCG	.130	.098	1	DT14842

GENERAL PURPOSE CUT-OFF

10° Hook • Triple Chip (TC) Grind



Plastic Laminate
Single & Double Sided

MDF/Fiberboard

While this blade handles general trimming and crosscutting of hardwood and softwood, plywood and composition materials, it excels at cutting single or double-sided plastic-laminated material. It leaves a smooth, clean, chip-free finish on the top and bottom edges. The blades in this series feature a high tooth count, the triple-chip grind and a 10° hook angle for a successful compromise between feed effort and cut finish.

ØD		Teeth	Grind	'B' Kerf Inch	'C' Plate Inch	Bore	*P.H.	Tool No.
Inch	mm							
8	200	48	TCG	.118	.079	5/8	—	684801
9	230	40	TCG	.118	.079	5/8	—	694001 ••
10	250	60	TCG	.126	.087	5/8	—	610601
10	250	60	TCG	.126	.087	5/8	—	610601C*
10	250	60	TCG	.126	.087	30mm	2/7/42, 2/9/46 & 2/10/60	610601-30
12	300	60	TCG	.126	.087	1	—	612601
12	300	60	TCG	.126	.087	30mm	2/7/42, 2/9/46 & 2/10/60	612601-30
12	300	72	TCG	.126	.087	1	—	612721
12	300	72	TCG	.126	.087	1	—	612721C*
12	300	72	TCG	.126	.087	30mm	2/7/42, 2/9/46 & 2/10/60	612721-30 †
12	300	72	TCG	.126	.087	30mm	2/7/42, 2/9/46 & 2/10/60	612721-30C†* New
14	350	54	TCG	.137	.106	1	—	614541
14	350	72	TCG	.137	.098	1	—	614721
14	350	72	TCG	.137	.098	30mm	2/7/42, 2/9/46 & 2/10/60	614721-30
14	350	84	TCG	.137	.098	1	—	614841
16	400	96	TCG	.137	.098	1	—	616961
18	450	108	TCG	.158	.110	1	—	618109
18	450	108	TCG	.158	.110	30mm	2/7/42, 2/9/46 & 2/10/60	618109-30
20	500	120	TCG	.173	.110	1	—	620121

•• 15° Hook Angle (Tool # 694001 Only)

† For Altendorf®, Omega, SCMI®, and Striebig® sliding table saws.

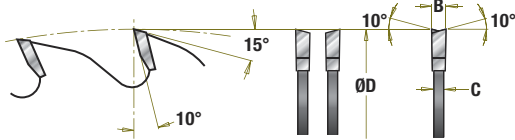
* Electro Blu™ Non-Stick Coating.

* P.H. = pin-hole configuration. Example: 2/10/60 = 2 @ 10mm dia. on 60mm circle.

▲ **Warning:** Before use, read saw blade safety guidelines on pages 312-314.

TRIM

10° Hook • Alternate Top Bevel (ATB) Grind



Our trim blade, suitable for use on table saws, sliding table saws, radial arms, and miter saws of all types, leaves a super-smooth finish when cutting hard or softwood. It is especially suited to trimming and sizing veneers and laminates in single sheets or in stacks. The alternate top grind and high tooth counts produce excellent, chip-free cuts. The 10° hook angle provides effortless feeding.



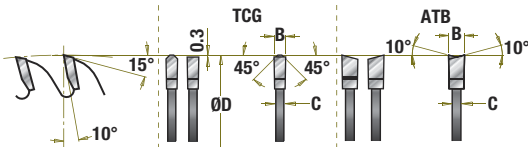
ØD		Teeth	Grind	'B' Kerf Inch	'C' Plate Inch	Bore	*P.H.	Tool No.
Inch	mm							
7	180	58	ATB	.118	.079	5/8	—	675600
8	200	64	ATB	.118	.079	5/8	—	686400
—	220	64	ATB	.118	.079	30mm	2/7/42	220T640+
10	250	80	ATB	.126	.087	5/8	—	610800
10	250	80	ATB	.126	.087	5/8	—	610800C*
10	250	80	ATB	.126	.087	30mm	2/7/42, 2/9/46 & 2/10/60	610800-30
12	300	96	ATB	.126	.087	1	—	612960
12	300	96	ATB	.126	.087	30mm	2/7/42, 2/9/46 & 2/10/60	612960-30
14	350	108	ATB	.137	.098	1	—	614108
14	350	108	ATB	.137	.098	30mm	2/7/42, 2/9/46 & 2/10/60	614108-30
16	400	120	ATB	.137	.098	1	—	616128
18	450	132	ATB	.157	.110	1	—	618132

+ For Holz-Her® 220mm Panel Saws.

* Electro Blu™ Non-Stick Coating.

THIN KERF TRIM

10° Hook • Alternate Top Bevel (ATB) and Triple Chip (TC) Grind



Thin-kerf blades require less power because they have thinner plates and narrower tips. This trim blade is ideal for jobsite table saws and various miter saws for that reason. Available in either alternate top bevel grind for cutting hardwood, softwood and plywood, or triple-chip grind for chipboard and laminate-covered material. Also suitable for cutting thin Plexiglas®, masonite and plastics.

Use of stabilizers is recommended when cutting stock over 3/4" thick.



ØD		Teeth	Grind	'B' Kerf Inch	'C' Plate Inch	Bore	Tool No.
Inch	mm						
8	200	64	ATB	.090	.062	5/8	TB86400
10	250	80	ATB	.090	.062	5/8	TB10800
10	250	100	ATB	.090	.062	5/8	TB10100
12	300	96	ATB	.090	.062	1	TB12960
14	350	108	ATB	.090	.062	1	TB14108
8	200	64	TCG	.090	.062	5/8	TB86401
10	250	80	TCG	.090	.062	5/8	TB10801
10	250	100	TCG	.090	.062	5/8	TB10101
12	300	96	TCG	.090	.062	1	TB12961

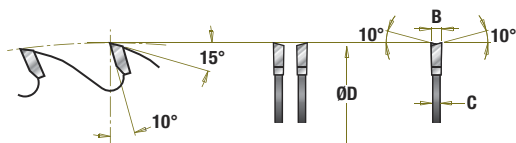
* P.H. = pin-hole configuration. Example: 2/10/60 = 2 @ 10mm dia. on 60mm circle.

⚠ Warning: Before use, read saw blade safety guidelines on pages 312-314.



THIN KERF FINE FINISHING

10° Hook • Alternate Top Bevel (ATB) Grind



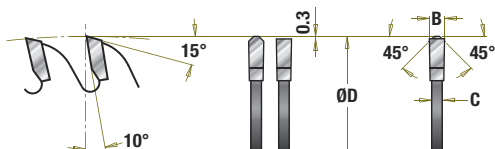
Thin kerf blades are designed for miter smooth cuts; less drag on bearings and brake and reduces stock loss on expensive woods and veneer plywoods. Not recommended to cut stock over 3/4" without the use of a stabilizer.



ØD		Teeth	Grind	'B' Kerf Inch	'C' Plate Inch	Bore	Tool No.
Inch	mm						
10	250	80	ATB	.090	.062	5/8	610800-TS
12	300	96	ATB	.090	.062	1	612960-TS
14	350	108	ATB	.090	.062	1	614108-TS
15	375	100	ATB	.104	.079	1	615100-TS

THIN KERF FINE FINISHING

10° Hook • Triple Chip (TC) Grind



Thin kerf blades are designed for miter smooth cuts; less drag on bearings and brake and reduces stock loss on expensive woods and veneer plywoods. Not recommended to cut stock over 3/4" without the use of a stabilizer. TCG grind can also be used for cutting thin Plexiglas®, masonite and plastics.



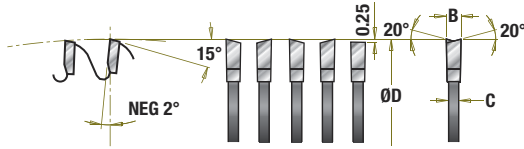
ØD		Teeth	Grind	'B' Kerf Inch	'C' Plate Inch	Bore	Tool No.
Inch	mm						
10	250	80	TCG	.090	.062	5/8	610801-TS

*P.H. = pin-hole configuration. Example: 2/10/60 = 2 @ 10mm dia. on 60mm circle.

Warning: Before use, read saw blade safety guidelines on pages 312-314.

MITER/DOUBLE MITER

2° Negative Hook • 4 ATB & 1 Raker



Designed especially for use on various styles of miter saws, as well as radial arm saws. This blade cuts crisp, chip-free miters in hardwood and softwood, in moldings and picture-frame stock. All these blades feature the alternate top bevel plus raker grind (4 ATB plus 1 raker), 2° negative hook angle, and a high tooth count to produce exactly what you want for tight miters – extremely smooth cuts.

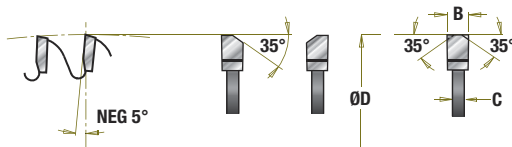


ØD Inch	Teeth	Grind	'B' Kerf Inch	'C' Plate Inch	Bore	Machine Type	Tool No.
10	60	4&1	.115	.087	5/8	All Types	MS10600
12	100	4&1	.134	.110	5/8	Pistorius, CTD	MS12100-5/8
12	80	4&1	.122	.110	5/8	Pistorius, CTD	MS12800-5/8
12	80	4&1	.122	.110	1	Dewalt, Hitachi	MS12800
14	100	4&1	.150	.118	5/8	Pistorius, CTD	MS14100-5/8
14	100	4&1	.150	.118	1	Makita	MS14100
15	100	4&1	.118	.098	1	Hitachi	MS15100

Above blades are true "Imperial" sizes.

MITER/DOUBLE MITER

5° Negative Hook • California Triple Chip (C-TC) Grind



The California triple chip grind is the choice in the door and window manufacturing industry, and in framing shops everywhere. Its cuts are crisp and clean in wood, ACM (Aluminum Composite Materials) such as Alucobond®, Dibond®, Durabond etc., and burr-free in aluminum and other non-ferrous metals. This blade has a very high tooth count, a 5° negative hook, and a stout plate for smooth cuts and long tool life. It works in miter saws, compound miter saws, and sliding compound saws.



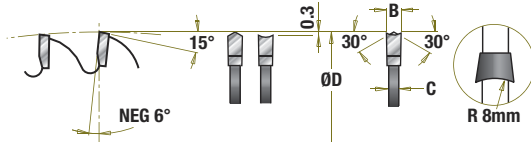
ØD Inch	Teeth	Grind	'B' Kerf Inch	'C' Plate Inch	Bore	Machine Type	Tool No.
10	96	C-TCG	.125	.100	5/8	Pistorius, CTD	CTC10963
12	90	C-TCG	.135	.110	5/8	Pistorius, CTD	CTC12903-5/8
12	108	C-TCG	.135	.110	1	Pistorius, CTD	CTC12108

Above blades are true "Imperial" sizes.

▲ WARNING: NEVER attempt to cut ferrous metals (steel, iron, etc.) with these saw blades. When cutting non-ferrous metals, a coolant or blade wax should be used and proper clamping devices employed.

HOLLOW GROUND

6° Negative Hook • Hollow Grind (HG)



This specially designed saw blade makes exceptionally smooth cuts in melamine and other coated boards, without the need for scoring. The unique hollow grind, which pairs a triple-chip tooth with a raker tooth that's ground to a concave profile, produces crisp, clean cuts. The grind is commonly used in vertical panel saws, such as those made by Striebig® and Holz-Her®. The negative hook angle is particularly suitable for vertical panel saws.



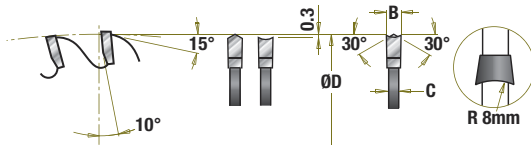
Melamine
Single & Double Sided

ØD		Teeth	Grind	'B' Kerf Inch	'C' Plate Inch	Bore	*P.H.	Machines	Tool No.
Inch	mm								
—	220	42	HG	.126	.087	30mm	2/7/42	Holz-Her®	HG220T420 †
10	253	48	HG	.126	.087	5/8	—	—	HG10480
10	253	48	HG	.126	.087	30mm	2/7/42, 2/9/46 & 2/10/60	Holz-Her®	HG10480-30
12	303	60	HG	.126	.087	1	—	—	HG12600
12	305	60	HG	.126	.087	5/8	—	Pistorius	HG12600-5/8
12	303	60	HG	.126	.087	30mm	2/7/42, 2/9/46 & 2/10/60	Holz-Her®	HG12600-30

† For Holz-Her® 220mm panel saws.

HOLLOW GROUND

10° Positive Hook • Hollow Grind (HG)



This specially designed saw blade makes exceptionally smooth cuts in melamine and other coated boards, without the need for scoring. The unique hollow grind, which pairs a triple-chip tooth with a raker tooth that's ground to a concave profile, produces crisp, clean cuts. The positive hook angle is particularly suitable for use on horizontal sliding table saws such as those made by Striebig®, Altendorf®, SCM and Holz-Her®.



Melamine
Single & Double Sided

ØD		Teeth	Grind	'B' Kerf Inch	'C' Plate Inch	Bore	*P.H.	Tool No.
Inch	mm							
10	253	48	HG	.126	.087	30mm	2/7/42, 2/9/46 & 2/10/60	HG10483-30
12	303	60	HG	.126	.087	30mm	2/7/42, 2/9/46 & 2/10/60	HG12603-30

* P.H. = pin-hole configuration. Example: 2/10/60 = 2 @ 10mm dia. on 60mm circle.

▲ Warning: Before use, read saw blade safety guidelines on pages 312-314.




DOUBLE-FACE MELAMINE & LAMINATE

6° Negative Hook • 25° 'High-ATB' Grind



Designed specifically to cut melamine, this blade does just that without chipping on the top or bottom edges. (Your table saw must be properly tuned, of course.)

The special "High-ATB" grind (with 25° bevels) slices cleanly through fragile surface coatings like melamine and laminate. Coupled with a thick, heavy-duty plate for added stability, this blade produces extremely smooth cuts. It is easily resharpened.



ØD		Teeth	Grind	'B' Kerf	'C' Plate	Bore	*P.H.	Tool No.
Inch	mm							
8	200	64	H-ATB	.110	.087	5/8	—	MB86400
—	220	42	H-ATB	.110	.087	30mm	2/7/42	MB220T420 †
10	250	80	H-ATB	.126	.102	5/8	—	MB10800
10	250	80	H-ATB	.126	.102	5/8	—	MB10800C*
10	250	80	H-ATB	.126	.102	30mm	2/7/42, 2/9/46 & 2/10/60	MB10800-30
12	300	96	H-ATB	.126	.102	1	—	MB12960
12	300	96	H-ATB	.126	.102	1	—	MB12960C*
12	300	96	H-ATB	.126	.102	30mm	2/7/42, 2/9/46 & 2/10/60	MB12960-30
14	350	108	H-ATB	.126	.102	1	—	MB14108
14	350	108	H-ATB	.126	.102	30mm	2/7/42, 2/9/46 & 2/10/60	MB14108-30
16	400	120	H-ATB	.150	.126	1	—	MB16120

Note: The 8" blade can be used on vertical type panel saws, such as 'Safety Speed Cut', etc.

† For 220mm Holz-Her® Panel Saws.

* Electro Blu™ Non-Stick Coating.

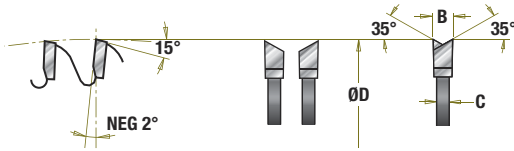
* P.H. denotes pin-hole configuration, if applicable.

Example: 2/10/60 = 2 @ 10mm dia. on 60mm circle.


▲ **Warning:** Before use, read saw blade safety guidelines on pages 312-314.

DOUBLE-FACE MELAMINE, KORTON & VENEERS

2° Negative Hook • 35° 'High-ATB' Grind



Alterations to the geometry and plate thickness provide improved results in certain melamine boards. The bevel angle of the ATB grind is far more acute (35°), and the plate is thinner than our standard melamine blades as seen on the previous page.

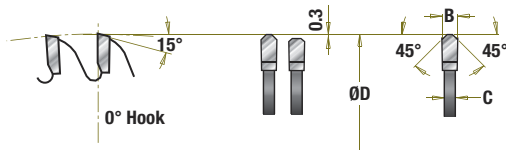


ØD		Teeth	Grind	'B' Kerf	'C' Plate	Bore	*P.H.	Tool No.
Inch	mm							
10	250	80	H-ATB	.118	.087	5/8	—	MSB1080
10	250	80	H-ATB	.118	.087	5/8	—	MSB1080C *
10	250	80	H-ATB	.118	.087	30mm	2/7/42, 2/9/46 & 2/10/60	MSB1080-30
12	300	96	H-ATB	.118	.087	1	—	MSB1296
12	300	96	H-ATB	.118	.087	30mm	2/7/42, 2/9/46 & 2/10/60	MSB1296-30

* Electro Blu™ Non-Stick Coating.

SOLID SURFACE

0° Hook • Modified Triple Chip (MTC) Grind



This blade is designed for cutting plastic laminate, Plexiglas®, and solid surface materials such as Dupont Corian®, Wilsonart®, Gibraltar® & Fountainhead®. The triple chip grind is especially configured to leave a swirl-free cut in solid surface materials. Thick, stable plate reduces vibration that degrades the cut and shortens tool life. The blade is suitable for a variety of saw configurations. The 0° hook angle virtually eliminates self-feeding when used with a radial arm saw.




ØD		Teeth	Grind	'B' Kerf	'C' Plate	Bore	*P.H.	Tool No.
Inch	mm							
10	250	72	MTC	.126	.095	5/8	—	610721
10	250	72	MTC	.126	.095	5/8	—	610721C *
10	250	72	MTC	.126	.095	30mm	2/7/42, 2/9/46 & 2/10/60	610721-30
12	300	84	MTC	.126	.095	1	—	612841
12	300	84	MTC	.126	.095	30mm	2/7/42, 2/9/46 & 2/10/60	612841-30
14	350	96	MTC	.126	.102	1	—	614961
16	400	108	MTC	.126	.102	1	—	616109

* Electro Blu™ Non-Stick Coating.

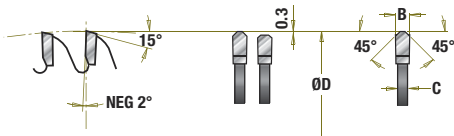
* P.H. denotes pin-hole configuration, if applicable.
Example: 2/10/60 = 2 @ 10mm dia. on 60mm circle.

▲ **Warning:** Before use, read saw blade safety guidelines on pages 312-314.




NON-MELT

2° Negative Hook • Modified Triple Chip (MTC) Grind



When cutting acrylics and plastics, “chip-welding” – a melting of the material – is a concern. But not with these Non-Melt blades. With a modified triple-chip grind and a 2° negative hook angle, they produce less heat than a standard blade, leaving a crisp and smooth edge in acrylic sheets, corrugated polypropylene, HDPE, Lexan® Plexiglas® polycarbonates, Teflon® Coroplast® High Impact Polystyrene (HIPS), Low Density Polyethylene (LDPE), Thermoplastic Polyolefin (TPO), Polyethylene Terephthalate Glycol (PETG) and other plastics.



Acrylic & Non-Melt Plastic

ØD		Teeth	Grind	'B' Kerf	'C' Plate	Bore	*P.H.	Tool No.
Inch	mm			Inch	Inch			
8	200	64	MTC	.098	.070	5/8	—	LB86401
8	200	64	MTC	.098	.070	5/8	—	LB86401C* <i>New</i>
—	220	64	MTC	.126	.079	30mm	2/7/42	LB220T641 †
10	250	80	MTC	.100	.070	5/8	—	LB10801
10	250	80	MTC	.100	.070	5/8	—	LB10801C*
10	250	80	MTC	.100	.070	30mm	2/7/42, 2/9/46 & 2/10/60	LB10801-30
12	300	96	MTC	.125	.102	1	—	LB12961
12	300	96	MTC	.125	.102	30mm	2/7/42, 2/9/46 & 2/10/60	LB12961-30
14	350	108	MTC	.145	.118	1	—	LB14108
16	400	120	MTC	.145	.118	1	—	LB16121

† For Holz-Her® 220mm panel saws.

* Electro Blu™ Non-Stick Coating.



* P.H. denotes pin-hole configuration, if applicable.

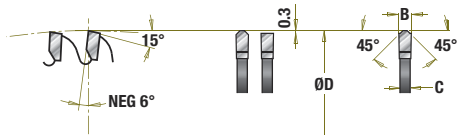
Example: 2/10/60 = 2 @ 10mm dia. on 60mm circle.

▲ **Warning:** Before use, read saw blade safety guidelines on pages 312-314.



NON-FERROUS METAL

6° Negative Hook • Triple Chip (TC) Grind



Ideal for cutting aluminum and non-ferrous metal bars such as copper, brass, bronze and lead. It also is good for cutting extrusions and profiles. The negative hook angle (-6°), triple-chip grind and thick plate combine to produce a superior finish. The blade can also be used to cut other “difficult” materials such as plastic, PVC tubing, fiberglass and ACM such as Alucobond®, Dibond® and Durabond®. Use a coolant or blade wax and clamp down the work-piece when cutting non-ferrous metals.



For Thick Aluminum (over 0.25")

ØD Inch	ØD mm	Teeth	Grind	'B' Kerf Inch	'C' Plate Inch	Bore	*P.H.	Tool No.
8	200	48	TCG	.110	.087	5/8	—	584801
10	250	60	TCG	.126	.102	5/8	—	510601
10	250	60	TCG	.126	.102	30mm	2/7/42, 2/9/46 & 2/10/60	510601-30
12	300	72	TCG	.126	.102	1	—	512721
12	300	72	TCG	.126	.102	30mm	2/7/42, 2/9/46 & 2/10/60	512721-30
14	350	84	TCG	.126	.102	1	—	514841
16	400	96	TCG	.150	.126	1	—	516961
18	450	108	TCG	.157	.134	1	—	518108

For Thin Material (under 0.25")

ØD Inch	ØD mm	Teeth	Grind	'B' Kerf Inch	'C' Plate Inch	Bore	*P.H.	Machines	Tool No.
7	180	58	TCG	.110	.087	5/8	—	—	575601
8	200	64	TCG	.110	.087	5/8	—	—	586401
9	230	60	TCG	.110	.087	5/8	—	—	596001
10	250	80	TCG	.126	.102	5/8	—	—	510801
10	250	80	TCG	.126	.102	5/8	—	—	510801C *
10	250	80	TCG	.126	.102	30mm	2/7/42, 2/9/46 & 2/10/60	—	510801-30
10	250	100	TCG	.126	.102	5/8	—	—	510101
12	300	96	TCG	.126	.102	1	—	—	512961
12	300	96	TCG	.126	.102	30mm	2/7/42, 2/9/46 & 2/10/60	—	512961-30
14	350	100	TCG	.146	.118	5/8	—	Pistorious	514101-5/8HD
14	350	108	TCG	.126	.102	1	—	—	514108
14	350	108	TCG	.126	.102	30mm	2/7/42, 2/9/46 & 2/10/60	—	514108-30
15	375	100	TCG	.120	.098	1	—	Hitachi	515101 †
16	400	120	TCG	.150	.126	1	—	—	516121
18	450	120	TCG	.150	.126	1	—	—	518121
20	500	120	TCG	.174	.140	1	—	—	520121
20	500	120	TCG	.174	.156	30mm	2/7/42, 2/9/46 & 2/10/60	—	520121-30

† For Hitachi Miter box (Thin Kerf).

* Electro Blu™ Non-Stick Coating.

WARNING: Never attempt to cut ferrous metals (steel, iron, etc.) with the saw blades on this page.

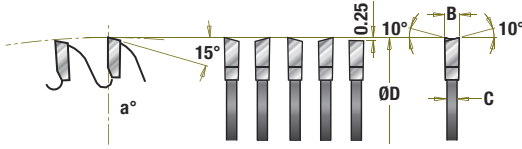
* P.H. denotes pin-hole configuration, if applicable. Example: 2/10/60 = 2 @ 10mm dia. on 60mm circle.

Warning: Before use, read saw blade safety guidelines on pages 312-314.

INDUSTRIAL SAW BLADES

RADIAL ARM

-2° & 0° Hook • 4 ATB & 1 Raker or ATB



Designed especially for radial arm saws, sliding compound miter saws and others with the blade above the work-piece, these blades minimize the tendency to self-feed. They feature a low tooth count and an ATB plus raker grind (typically used on combination blades). Excellent choice for cutting hardwood and softwood. For plywood, use tool #610720, which has a high tooth count and an ATB grind.



Combination Rip/Crosscut



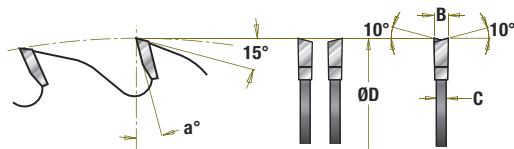
Cabinet Plywood Rip/Crosscut •

ØD		Teeth	Grind	a°	'B' Kerf Inch	'C' Plate Inch	Bore	Tool No.
Inch	mm							
10	250	24	ATB	-2°	.134	.095	5/8	RA1024
10	250	72	ATB	0°	.126	.095	5/8	610720 •
12	300	36	ATB	0°	.150	.110	1	RA1236
14	350	40	4&1	-2°	.165	.110	1	RA1440
14	350	42	ATB	0°	.165	.110	1	RA1442
16	400	40	4&1	-2°	.165	.118	1	RA1640
16	400	48	ATB	0°	.165	.118	1	RA1648


• For plywood use #610720.

HOLZ-HER® PANEL SAW

220mm



Designed specifically for the Holz-Her® 220mm panel saws. Blades are available for general purpose cutting, crosscutting and sawing laminates, melamine, acrylic and other plastics and solid surface materials. Blades with tips made of the high-performance DITEC™ carbide, an Amana Tool® exclusive, are also included in this line.



Soft/Hardwood Crosscut



Cabinet Plywood Rip/Crosscut



Plastic Laminate Single & Double Sided



Melamine Single & Double Sided



Solid Surface



Acrylic & Non-Melt Plastic

ØD mm	Teeth	Grind	a°	'B' Kerf Inch	'C' Plate Inch	Bore	*P.H.	Application	Tool No.
220	34	ATB	10°	.118	.079	30mm	2/7/42	General Purpose	220T340
220	64	ATB	10°	.118	.079	30mm	2/7/42	Crosscut Wood	220T640
220	64	TCG	10°	.118	.079	30mm	2/7/42	Laminate/MDF	220T641
220	64	TCG	-2°	.126	.079	30mm	2/7/42	Plastic Non-Melt	LB220T641
220	42	HG	-6°	.126	.087	30mm	2/7/42	Melamine	HG220T420
220	42	H-ATB	-6°	.110	.087	30mm	2/7/42	Melamine	MB220T420
220	64	H-ATB	0°	.126	.079	30mm	2/7/42	DITEC™ Melamine	DT220T640 †
220	64	TCG	10°	.126	.079	30mm	2/7/42	DITEC™ Laminate/MDF	DT220T641 †

† Denotes high-performance DITEC™ carbide.

* P.H. denotes pin-hole configuration, if applicable.

Example: 2/10/60 = 2 @ 10mm dia. on 60mm circle.

▲ Warning: Before use, read saw blade safety guidelines on pages 312-314.

DITEC™

EXTRA STRENGTH CARBIDE

- Exclusive carbide grade
- Long lasting
- Smooth cuts

Amana Tool®

Amana Tool

DITEC™ SAW BLADES

Exclusive DITEC™ Carbide Tips Provide At Least Twice The Output Of Conventional Grade Carbide

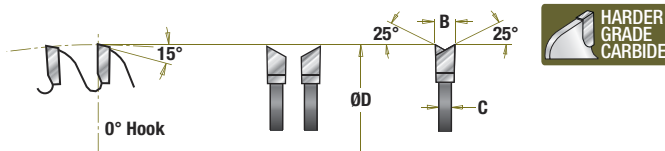
Unique, long-life saw blades made for cutting chipboard and plywood with/without coating. Teeth produced from special micro-grain quality, thus durable against wear while working with abrasive material. Intended for table saw and panel sizing machines. It's straightening maintained for a long period due to a unique method which does not harm the structure of the saw body steel. With the use of static balancing, increased stability is ensured to preserve the machine bearings.

DITEC™ MELAMINE

0° Hook • 'HIGH-ATB' GRIND

If you cut melamine on a regular basis, this is the blade you should use. It has the same features as our regular melamine blades – the MB series and MSB series (see page 282-283) – such as a thicker than standard plate, high tooth count, and the H-ATB grind, but this blade has long-lasting DITEC™ carbide tips.

- ✓ Exclusive DITEC™ Carbide Tips
- ✓ Higher Reliability & Lower Maintenance
- ✓ Low Noise Level
- ✓ Laser Cut Saw Bodies
- ✓ Excellent Cutting Quality



ØD		Teeth	Grind	'B' Kerf	'C' Plate	Bore	*P.H.	Tool No.
Inch	mm							
—	220	64	H-ATB	.126	.079	30mm	2/7/42	DT220T640 †
10	250	72	H-ATB	.126	.102	5/8	—	DT10720
10	250	72	H-ATB	.126	.102	30mm	2/7/42, 2/9/46 & 2/10/60	DT10720-30
12	300	84	H-ATB	.126	.102	1	—	DT12840
12	300	84	H-ATB	.126	.102	30mm	2/7/42, 2/9/46 & 2/10/60	DT12840-30


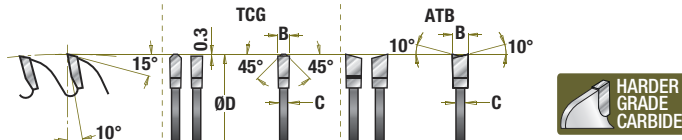
† For Holz-Her® 220mm panel saws.

* P.H. denotes pin-hole configuration, if applicable.
Example: 2/10/60 = 2 @ 10mm dia. on 60mm circle.

▲ **Warning:** Before use, read saw blade safety guidelines on pages 312-314.

DITEC™ SLIDING TABLE

10° Hook • ATB or TC Grind



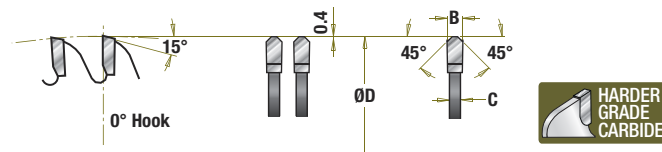
These high-performance crosscutting blades are designed primarily for use in sliding table saws, such as Striebig®, Altendorf®, SCMI® & Delta® models. They are also suitable for use in regular table saws. The blades incorporate an exceptional array of features: high tooth count, a choice of alternate top bevel or triple chip grind, expansion slots and turbulence-dampening copper plugs. The DITEC™ carbide tips add exceptional sharpness and long tool life to these features. Choose the ATB grind for solid wood or plywood, the TC grind for MDF, OSB, HDF, single or double-sided melamine and plastic laminated panels.

ØD		Teeth	Grind	'B' Kerf Inch	'C' Plate Inch	Bore	*P.H.	Tool No.
Inch	mm							
10	250	80	ATB	.126	.087	5/8	—	DT10800
12	300	72	ATB	.126	.087	1	—	DT12720
12	300	72	ATB	.126	.087	30mm	2/7/42, 2/9/46 & 2/10/60	DT12720-30 †
12	300	96	ATB	.126	.087	1	—	DT12960
12	300	96	ATB	.126	.087	30mm	2/7/42, 2/9/46 & 2/10/60	DT12960-30 †
14	350	84	ATB	.137	.098	1	—	DT14840
14	350	84	ATB	.137	.098	30mm	2/7/42, 2/9/46 & 2/10/60	DT14840-30
14	350	108	ATB	.137	.098	30mm	2/7/42, 2/9/46 & 2/10/60	DT14108-30
10	250	60	TCG	.126	.087	5/8	—	DT10601
10	250	80	TCG	.126	.087	5/8	—	DT10801
10	250	80	TCG	.126	.087	30mm	2/7/42, 2/9/46 & 2/10/60	DT10801-30
12	300	72	TCG	.126	.087	1	—	DT12721
12	300	72	TCG	.126	.087	30mm	2/7/42, 2/9/46 & 2/10/60	DT12721-30 †
12	300	96	TCG	.126	.087	1	—	DT12961
12	300	96	TCG	.126	.087	30mm	2/7/42, 2/9/46 & 2/10/60	DT12961-30 †
14	350	84	TCG	.137	.098	1	—	DT14841
14	350	84	TCG	.137	.098	30mm	2/7/42, 2/9/46 & 2/10/60	DT14841-30
14	350	108	TCG	.137	.098	1	—	DT14109
14	350	108	TCG	.137	.098	30mm	2/7/42, 2/9/46 & 2/10/60	DT14109-30

† Fits Striebig® vertical panel saw.

DITEC™ SOLID SURFACE

0° Hook • Special TC-22 Modified Grind



These blades are designed for cutting plastic laminate, Plexiglas® and solid surface materials such as Dupont Corian®, Wilsonart®, Gibraltar® and Fountainhead®. The DITEC™ carbide tips are ground in a triple chip geometry unique to this blade and leave a swirl-free cut in solid surface materials.

The thick, stable plate reduces vibration that degrades the cut and shortens tool life. The blade is suitable for a variety of saw configurations. Its 0° hook angle virtually eliminates self-feeding when used with a radial arm saw, miter saw and table saw.

ØD		Teeth	Grind	'B' Kerf Inch	'C' Plate Inch	Bore	*P.H.	Tool No.
Inch	mm							
10	250	72	S-TCG	.126	.102	5/8	—	DT10721
12	300	84	S-TCG	.126	.102	1	—	DT12841
12	300	84	S-TCG	.126	.102	30mm	2/7/42, 2/9/46 & 2/10/60	DT12841-30


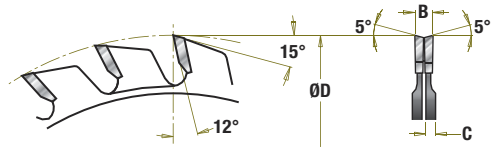
* P.H. denotes pin-hole configuration, if applicable.

Example: 2/10/60 = 2 @ 10mm dia. on 60mm circle.

▲ **Warning:** Before use, read saw blade safety guidelines on pages 312-314.

DITEC™ ADJUSTABLE TYPE SCORING SETS

12° Hook • Alternate Top Bevel (ATB) Grind



Scoring Particleboard & Double Sided Laminate

Used on panel saws or sliding table saws with separate scoring units for chip-free cuts on both sides of the material. Adjustable scoring sets consist of two 12-tooth saw blades with shims to adjust the kerf width (2.8mm to 3.6mm). Used in combination with our industrial saw blades with standard kerf (example #612721, #DT12721, etc.).



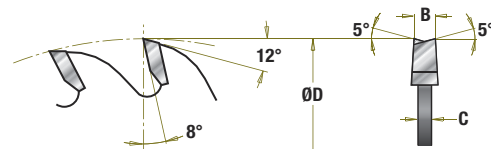
ØD	Teeth	Grind	'B' Kerf	'C' Plate	Bore	Machine Application	Tool No.
120mm	12 x 2	ATB	2.8mm to 3.6mm	2mm(x2)	20mm	Altendorf®, Martin, Mrozek	DT120T14-20
120mm	12 x 2	ATB	2.8mm to 3.6mm	2mm(x2)	22mm	Altendorf®, Martin, Mrozek	DT120T14

Note: Adjustable scoring sets with 22mm bore can be converted to either 3/4" bore by ordering two each #BU-130 bushings, or to 20mm bore by ordering two each #BU-140 bushings.

Replacement 5-piece shim set (0.6mm, .10mm, .20mm (2) and 2.8mm) order No. 'Shim Set'. Will fit 20mm or 22mm scoring sets.

DITEC™ CONICAL TYPE SCORING SETS

8° Hook • Conical Alternate Top Bevel (ATB) Grind



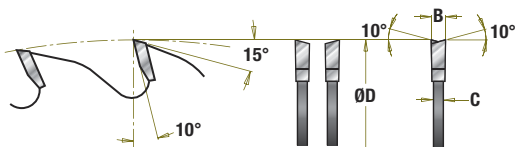
Scoring Particleboard & Double Sided Laminate

Used on panel saws with separate scoring units for chip-free cuts on both sides of the material. With conical type scoring blades, the kerf width changes with depth of penetration. Used in combination with our industrial saw blades '7' series only (#714721, etc.). Also used in combination with the DITEC™ series panel saw main blades. Kerf range should match the main blade.

ØD	Teeth	Grind	'B' Kerf	'C' Plate	Bore	Machine Application	Tool No.
120mm	24	Conical	3.2mm to 4.2mm	2.2mm	20mm	Altendorf®	DT120T20
120mm	24	Conical	4.4mm to 5.4mm	2.8mm	20mm	Altendorf®, Martin, SCMI®	DT120T24

EDGEBANDER TRIM SAW

10° Hook • Alternate Top Bevel (ATB) Grind



Soft/Hardwood Crosscut

Replacement trim saw blades for edgEBANDER machines feature alternate top bevel grind on the teeth, 10° hook angle, and standard thickness plates. Most machines require two blades.

ØD mm	Teeth	Grind	'B' Kerf Inch	'C' Plate Inch	Bore	Tool No.
150mm	30	ATB	.126	.087	30mm	663000
180mm	58	ATB	.126	.087	20mm	663010

#663000 is for IDM-137 and Ocmac Chica 290 edgEBANDERs, and others. 663010 is for Olimpic Nova-2 edgEBANDERs, and others.

* P.H. denotes pin-hole configuration, if applicable.

Example: 2/10/60 = 2 @ 10mm dia. on 60mm circle.

Warning: Before use, read saw blade safety guidelines on pages 312-314.

EZ-Dial™

Shim-Free

- Adjustable in increments of 0.1mm
- Fits most machines



EZ DIAL™ SCORING SET

Adjustments can easily be made while the scoring set is mounted on the machine! Adjusting the scoring set is quick and easy, simply turn the dial to adjust the width of the score. Eliminates the need for shims, endless measuring, reassembling, testing and adjusting to obtain the required width.

- Fully adjustable in increments of 0.1mm.
- Kerf adjusts from 2.8mm to 3.6mm.
- Available in 100mm and 120mm diameters with 15mm, 20mm, 22mm and 3/4" bores.
- Replacement blades available.
- Fits most machines including Altendorf® and SCM.

ØD	Kerf mm	Teeth	Bore	Repl. Dial Screw	Repl. Dial Key	Tool No.
100mm	2.8 to 3.6	12x2	22mm & 3/4"	67020	5011	EZ100-24-22*
120mm	2.8 to 3.6	12x2	20mm	67020	5011	EZ120-24-20
120mm	2.8 to 3.6	12x2	15mm, 22mm & 3/4"	67021	5011	EZ120-24-22**+

* Includes bushing part #BEZ-01 from 22mm to 3/4"

** Fits additional machines: Casolin Astra Top, Casadei Shark & Lazzari.

+ Chamfered dial for SCM machine. #BEZ-015 from 22mm to 15mm.

Replacement Parts:

Saw Blades

100mm	12x2	REZ100
120mm	12x2	REZ120
125mm	12x2	REZ125

Re-Sharping Adapter

For 100mm	EZA-08
For 120mm and 125mm	EZA-10

Spring

For 100mm	EZA-12
For 120mm and 125mm	EZA-14

Replacement screws for blade hub #67022.

Replacement key for blade hub #5007.

Replacement pins #SSP-005.



Re-Sharping Adapter
#EZA-08 for 100mm



Re-Sharping Adapter
#EZA-10 for 120mm and 125mm



Panel Sizing/Scoring



Scoring Particleboard &
Double Sided Laminate




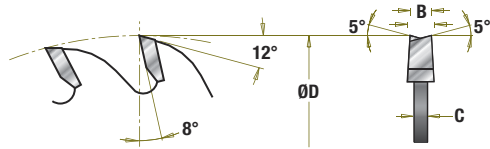
* P.H. denotes pin-hole configuration, if applicable.

Example: 2/10/60 = 2 @ 10mm dia. on 60mm circle.

▲ **Warning:** Before use, read saw blade safety guidelines on pages 312-314.

CONICAL TYPE SCORING

8° Hook • Conical ATB Grind



Scoring Particleboard & Double Sided Laminate

This conical-type scoring blade is similar to the DITEC™ scoring blade, but features our standard carbide tips. Match the kerf width of your main blade by adjusting the scoring blade's cutting depth. Range typically is 1mm (for example, from 4.4mm to 5.4mm). Select a scoring blade with a range matching your main blade's kerf width. Use in combination only with our '7' series industrial saw blades (#714721, #716961, etc.). Use also in combination with the new DITEC™ panel saw blades.


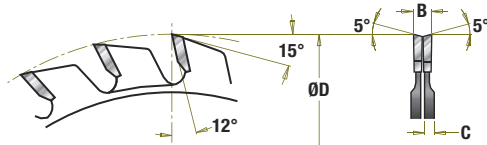
ØD mm	Teeth	Grind	'B' Kerf Range		'C' Plate		Bore mm	Machine Application	Tool No.
			mm	Inches	mm	Inches			
100	20	ATB	3.2 to 4.2	.125 to .165	2.2	.086	20	Various	SS100T20
120	24	ATB	3.2 to 4.2	.125 to .165	2.2	.086	20	Various	SS120T20
150	24	ATB	4.0 to 5.0	.157 to .196	2.8	.110	20	Various	SS150T24
200	36	ATB	4.4 to 5.4	.173 to .212	2.8	.110	20	Shelling, Holzma	SS200T36

Note: Due to many different scoring machine sizes (particularly arbor sizes), it is advisable to measure both the scoring and main blades that are presently on your machine (diameter, bore, kerf, etc.).

Note: Standard bore is 20mm. Other kerf sizes available, please inquire.

ADJUSTABLE TYPE SCORING SETS

12° Hook • ATB Grind



Scoring Particleboard & Double Sided Laminate

Used on panel saws and sliding table saws with separate scoring units for chip-free cuts on both sides of the material. Adjustable scoring sets consist of two 12-tooth saw blades with shims to adjust the kerf width (2.8mm to 3.6mm). Used in combination with our industrial saw blades '6' series only. (Example: #614721, #616961, etc.).

ØD mm	Teeth	Grind	'B' Kerf Range		'C' Plate		Bore mm	Machine Application	Tool No.
			mm	Inches	mm	Inches			
100	12x2	ATB	2.8 to 3.6	.110 to .142	2(x2)	.078(x2)	20	Shelling	SS100T12
100	12x2	ATB	2.8 to 3.6	.110 to .142	2(x2)	.078(x2)	*22	Altendorf,® Delta,® Martin, Mrozek, Panhans	SS100T14
120	12x2	ATB	2.8 to 3.6	.110 to .142	2(x2)	.078(x2)	20	SCMI®	SS120T12
120	12x2	ATB	2.8 to 3.6	.110 to .142	2(x2)	.078(x2)	*22	Altendorf,® Martin, Mrozek	SS120T14
125	12x2	ATB	2.8 to 3.6	.110 to .142	2(x2)	.078(x2)	20	Griggio	SS125T14

Note: Due to many different scoring machine sizes (particularly arbor sizes), it is advisable to measure both the scoring and main blades that are presently on your machine (diameter, bore, kerf, etc.).

* Adjustable scoring sets with 22mm bore can be converted to either 3/4" bore by ordering two each #BU-130 bushings, or to 20mm bore by ordering two each #BU-140 bushings.

8-piece shim set #SHIM-SET (3pcs 0.5mm, 2pcs 0.15mm and 3pcs 0.20mm). Will fit 20mm or 22mm scoring sets.

* P.H. denotes pin-hole configuration, if applicable.

Example: 2/10/60 = 2 @ 10mm dia. on 60mm circle.

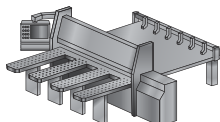
Warning: Before use, read saw blade safety guidelines on pages 312-314.

DYNAMICALLY BALANCED SAW BLADES

Unique, long-life saw blades made for cutting chipboard and plywood with/without coating. Teeth are produced from special micro-grain quality, thus durable against wear while working with abrasive material. Intended for table saw and panel sizing machines. It's straightening maintained for a long period due to unique method which does not harm the structure of the saw body steel. With the use of static balancing, increased stability is ensured to preserve the machine bearings.

DITEC™ DYNAMIC PANEL SAWING

TCG (Triple Chip Grind) • Extended Life



Manufacturing Technology:



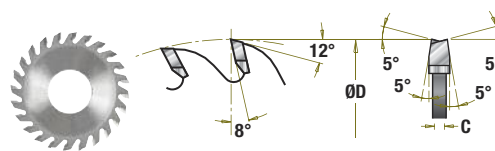
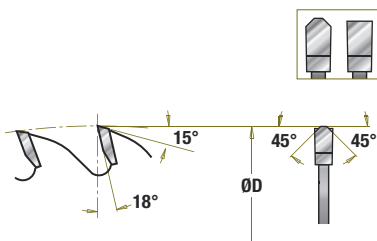
Balanced
G 6.3



Dynamic
Straightness



Pressure



Main Saw for Panel Sizing Laminated Boards

Machine Style	ØD mm	Teeth Count	Kerf/Plate mm	Bore mm	*P.H.	Tool No.
Anthon LNA	400	72	4.4/3.2	60	2/11/85	DT400T721-60
Gabbiani	355	72	4.4/3.0	80	4/9/100, 2/7/110	DT355T721-80
	380	60	4.4/3.2	60	4/9/100	DT380T601-60
	400	60	4.4/3.2	80	4/9/100, 2/7/110	DT400T601-80
	400	72	4.4/3.2	80	—	DT400T721-80
	500	72	4.8/3.5	80	2/8/110 & 2/10/130	DT500T721-80A
Giben	450	72	4.4/3.2	75	—	DT450T721-75
Giben	500	72	5.0/3.5	75	—	DT500T721-75B
Giben	550	72	5.0/3.5	100	—	DT550T721-100B
Giben Junior	305	60	4.4/3.2	75	—	DT305T601-75
Giben Trend	355	72	4.4/3.2	75	—	DT355T721-75
Giben Trend	400	60	4.4/3.2	75	4/15/105	DT400T601-75
Holz-Her®	220	64	3.0/2.2	30	2/7/42	DT220T641
Holzma	355	72	4.4/3.2	60	2/14/100	DT355T721-60
	380	60	4.4/3.2	60	4/9/100, 2/14/100	DT380T601-60
	420	72	4.8/3.5	60	—	DT420T721-60A
	450	72	4.4/3.2	60	2/14/125, 2/10/80	DT450T721-60
	500	60	4.8/3.5	60	—	DT500T601-60A
	500	72	4.8/3.5	60	2/11/115	DT500T721-60A
	500	72	5.0/3.5	60	—	DT500T721-60B
	540	72	4.8/3.5	60	2/11/115, 2/19/120	DT540T721-60
	600	72	5.8/4.0	60	2/19/120, 2/11/115	DT600T721-60
Mayer	355	54	4.4/3.0	30	2/7/42, 2/10/60	DT355T541-30
	355	72	4.4/3.0	30	2/7/42, 2/10/60	DT355T721-30
	400	72	4.4/3.2	30	2/7/42, 2/10/60	DT400T721-30
New Sigma 115	400	72	4.4/3.2	80	—	DT400T721-80
New Sigma 90	355	54	4.4/3.2	30	2/7/42, 2/10/60	DT355T541-30
Panhans	305	48	4.4/3.2	30	—	DT305T481-30
	355	54	4.4/3.2	30	2/7/42, 2/10/60	DT355T541-30
	355	72	4.4/3.0	30	2/7/42, 2/10/60	DT355T721-30

Scorer for Panel Sizing

ØD mm	Teeth Count	Fits Main Saw Kerf	Bore mm	*P.H.	Tool No.
180	30	4.4/5.4	20	—	DT180T30-20
200	36	4.4/5.4	65	4/9/110	DT200T36-65
160	36	4.4/5.4	55	3/7/66	DT160T36-55
200	36	4.8/5.8	65	2/9/100	DT200T36-65A
200	36	4.8/5.8	65	2/9/100	DT200T36-65A
160	36	4.4/5.4	55	3/7/66	DT160T36-55
125	24	4.4/5.4	45	—	DT125T24-45
125	24	4.4/5.4	45	—	DT125T24-45
125	24	4.4/5.4	45	—	DT125T24-45
180	30	4.4/5.4	45	—	DT180T30-45
200	36	4.4/5.4	65	4/9/110	DT200T36-65
200	36	4.8/5.8	45	—	DT200T36-45A
200	36	4.4/5.4	45	—	DT200T36-45
200	36	4.8/5.8	45	—	DT200T36-45A
200	36	4.8/5.8	45	—	DT200T36-45A
200	36	4.8/5.8	45	—	DT200T36-45A
200	36	4.4/5.4	45	—	DT200T36-45
200	36	5.8/6.8	45	—	DT200T36-45B
160	36	4.4/5.4	55	3/7/66	DT160T36-55
180	30	4.4/5.4	30	—	DT180T30-30
180	30	4.4/5.4	30	—	DT180T30-30
180	30	4.4/5.4	30	—	DT180T30-30

* P.H. denotes pin-hole configuration, if applicable.

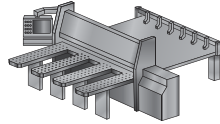
Example: 2/10/60 = 2 @ 10mm dia. on 60mm circle.

▲ **Warning:** Before use, read saw blade safety guidelines on pages 312-314.

DITEC™ DYNAMIC PANEL SAWING

TCG (Triple Chip Grind) • Extended Life

Dynamically balanced saw blades ensures saw blade stability for a clean cut.



Manufacturing Technology:



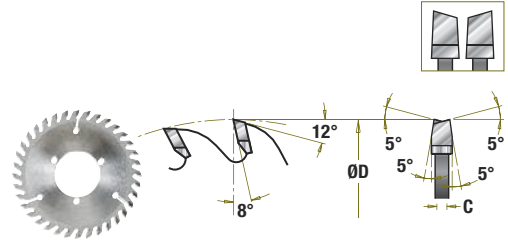
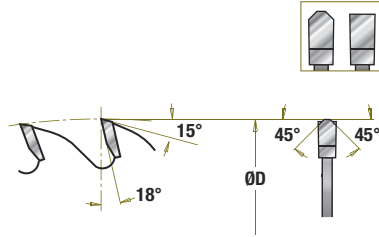
Balanced
G 6.3



Dynamic
Straightness



Pressure




Main Saw for Panel Sizing Laminated Boards

Machine Style	ØD mm	Teeth Count	Kerf/Plate mm	Bore mm	*P.H.	Tool No.
Prismatic No.1	400	72	4.4/3.2	75	4/15/105	DT400T721-75
Prismatic No.2	430	96	4.4/3.2	75	4/15/105	DT430T961-75
Prismatic No.2	430	96	4.4/3.2	50	3/15/80	DT430T961-50
Prismatic No.3	470	96	4.4/3.2	75	4/15/105	DT470T961-75
Prismatic No.3	500	72	4.4/3.2	75	—	DT500T721-75
Prismatic No.3	500	72	4.8/3.5	75	—	DT500T721-75A
Prismatic No.3	550	72	5.0/3.5	100	—	DT550T721-100B
Schelling	350	72	4.4/3.2	30	2/7/42, 2/10/60	DT350T721-30
	355	72	4.4/3.2	30	2/7/42, 2/10/60	DT355T721-30
	370	72	4.4/3.2	30	2/10/60	DT370T721-30
	400	72	4.4/3.2	30	2/7/42, 2/10/60	DT400T721-30
	450	72	4.4/3.2	30	2/12/94	DT450T721-30
	550	72	5.0/3.5	40	—	DT550T721-40
Selco	355	72	4.4/3.2	80	4/9/100	DT355T721-80
					2/14/110, 2/7/110	
	400	72	4.4/3.2	80	—	DT400T721-80
	400	72	4.4/3.2	80	2/9/130	DT400T721-2PH
	430	72	4.4/3.2	80	4/19/120, 2/9/130	DT430T721-80
	450	72	4.4/3.2	80	4/19/120, 2/9/130	DT450T721-80
450	72	4.8/3.5	80	4/19/120, 2/9/130	DT450T721-80A	
Sigma65K	305	72	4.4/3.2	80	4/9/100	DT305T721-80
					2/14/110, 2/7/110	
Sigma65K	380	72	4.4/3.5	80	4/9/120, 2/9/130	DT380T721-80
Sigma90	355	72	4.4/3.0	30	2/7/42, 2/10/60	DT355T721-30
Various	305	60	4.4/3.2	30	—	DT305T601-30
Various	380	72	4.4/3.2	75	—	DT380T721-75
Various	380	72	4.8/3.5	60	—	DT380T721-60A
Various	450	72	4.8/3.5	80	—	DT450T721-80A
Various	480	72	4.8/3.5	80	4/19/120	DT480T721-80A
Various	550	72	5.0/3.5	40	—	DT550T721-40

Scorer for Panel Sizing

ØD mm	Teeth Count	Fits Main Saw Kerf mm	Bore mm	*P.H.	Tool No.
160	36	4.4/5.4	45	3/15/70	DT160T36-45
215	42	4.4/5.4	50	3/15/80	DT215T42-50
215	42	4.4/5.4	50	3/15/80	DT215T42-50
125	24	4.4/5.4	45	—	DT125T24-45
125	24	4.8/5.8	45	—	DT125T24-45A
180	30	5.0/6.0	55	—	DT180T30-55
200	36	4.4/5.4	20	—	DT200T36-20
200	36	4.4/5.4	20	—	DT200T36-20
200	36	4.4/5.4	20	—	DT200T36-20
200	36	4.4/5.4	20	—	DT200T36-20
200	36	5.0/6.0	20	—	DT200T36-20A
200	36	4.4/5.4	65	4/9/110	DT200T36-65
200	36	4.4/5.4	65	4/9/110	DT200T36-65
200	36	4.4/5.4	65	4/9/110	DT200T36-65
200	36	4.4/5.4	65	4/9/110	DT200T36-65
200	36	4.8/5.8	65	4/9/110	DT200T36-65A
160	36	4.4/5.4	55	3/7/66	DT160T36-55
160	36	4.4/5.4	55	3/7/66	DT160T36-55
160	36	4.4/5.4	55	3/7/66	DT160T36-55



DITEC™
EXTRA STRENGTH CARBIDE

* P.H. denotes pin-hole configuration, if applicable.

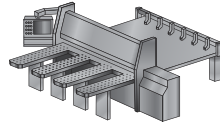
Example: 2/10/60 = 2 @ 10mm dia. on 60mm circle.

Warning: Before use, read saw blade safety guidelines on pages 312-314.

DITEC™ DYNAMIC PANEL SAWING

ATB (Alternate Top Bevel) • Extended Life

Dynamically balanced saw blades ensures saw blade stability for a clean cut.



Manufacturing Technology:



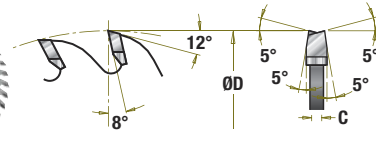
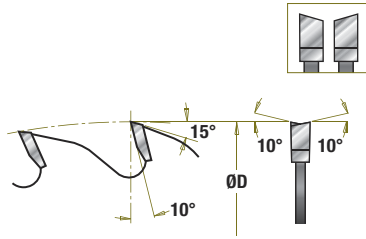
Balanced
G 6.3



Dynamic
Straightness



Pressure



Main Saw for Panel Sizing Laminated Boards

Machine Style	ØD mm	Teeth Count	Kerf/Plate mm	Bore mm	*P.H.	Tool No.
Gabbiani	355	72	4.4/3.0	80	4/9/100 & 2/7/110	DT355T720-80
	400	72	4.4/3.2	80	4/9/100 2/7/110 & 2/14/110	DT400T720-80
Giben	355	72	4.4/3.0	75	—	DT355T720-75
	400	60	4.4/3.2	75	—	DT400T600-75
	400	72	4.4/3.2	75	4/15/115	DT400T720-75
Giben Trend	355	54	4.4/3.0	75	—	DT355T540-75
Panhans	305	60	4.4/3.0	30	2/7/42, 2/10/60	DT305T600-30
	450	72	4.4/3.2	30	2/7/42, 2/10/60	DT450T720-30
Schelling	400	60	4.4/3.2	30	2/10/60	DT400T600-30
Various	430	72	4.4/3.2	30	—	DT430T720-30

Scorer for Panel Sizing

ØD mm	Teeth Count	Fits Main Saw Kerf mm	Bore mm	*P.H.	Tool No.
160	36	4.4/5.4	55	3/7/66	DT160T36-55
160	36	4.4/5.4	55	3/7/66	DT160T36-55
125	24	4.4/5.4	45	—	DT125T24-45
125	24	4.4/5.4	45	—	DT125T24-45
125	24	4.4/5.4	45	—	DT125T24-45
200	36	4.4/5.4	20	—	DT200T36-20


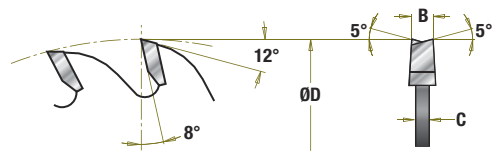
* P.H. denotes pin-hole configuration, if applicable.

Example: 2/10/60 = 2 @ 10mm dia. on 60mm circle.

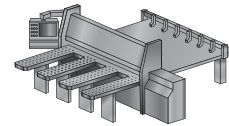
Warning: Before use, read saw blade safety guidelines on pages 312-314.

DITEC™ DYNAMIC CONICAL TYPE SCORING SAW

8° Hook Conical ATB Grind



Dynamically balanced saw blades ensure saw blade stability for a clean cut. Used on panel saws with separate scoring units for chip-free cuts on both sides of the material. With conical type scoring blades, the kerf width changes with depth of penetration. Used in combination with our industrial saw blades '7' series only (#714721, etc.). Also used in combination with the new DITEC™ series panel saw main blades on pages 292 & 293. Kerf range should match the main blade.



Panel Sizing/Scoring

Machine Style	ØD mm	Teeth Count	'B' Kerf mm	'C' Plate mm	Bore	*P.H.	Tool No.
Giben	125	24	4.4 to 5.4	3.2	45mm	—	DT125T24-45
	125	24	4.8 to 5.8	3.2	45mm	—	DT125T24-45A
	180	30	5.2 to 6.2	3.5	55mm	—	DT180T30-55
	300	48	4.4 to 5.4	3.2	50mm	3/15/80	DT300T48-50
Giben Prismatic	160	36	4.4 to 5.4	3.2	45mm	3/15/70	DT160T36-45
	215	42	4.4 to 5.4	3.2	50mm	3/15/80	DT215T42-50
Holzma	175	28	4.4 to 5.4	3.2	45mm	—	DT175T28-45
	175	28	4.8 to 5.8	3.2	45mm	—	DT175T28-45A
	180	30	4.4 to 5.4	3.2	45mm	—	DT180T30-45
	200	36	4.4 to 5.4	3.2	45mm	—	DT200T36-45
	200	36	4.8 to 5.8	3.5	45mm	—	DT200T36-45A
Martin	125	24	4.4 to 5.4	3.2	22mm	—	DT125T24-22
Mayer	150	24	4.4 to 5.4	3.2	30mm	—	DT150T24-30
Panhans	180	30	4.4 to 5.4	3.2	30mm	—	DT180T30-30
Schelling	180	30	4.4 to 5.4	3.2	20mm	—	DT180T30-20
	200	36	4.4 to 5.4	3.2	20mm	—	DT200T36-20
	200	36	5.0 to 6.0	3.5	20mm	—	DT200T36-20A
	300	48	4.4 to 5.4	3.2	30mm	—	DT300T48-30
SCMI®	150	24	4.4 to 5.4	3.2	1-1/4"	—	DT150T24-32
Selco	200	36	4.4 to 5.4	3.5	65mm	2/8/110 & 2/10/110	DT200T36-65
Various	150	36	4.4 to 5.4	2.8	20mm	—	DT150T36
	160	36	4.4 to 5.4	3.5	55mm	—	DT160T36-55
	180	30	4.8 to 5.8	3.5	45mm	—	DT180T30-45A
	200	36	5.8 to 6.6	3.5	45mm	—	DT200T36-45B
	200	36	4.8 to 5.8	3.5	65mm	—	DT200T36-65A

Note: Please specify if your application requires 22mm, 30mm, 45mm bore, etc. Due to many different scoring machine sizes (particularly arbor sizes), it is advisable to measure both the scoring and main blades that are presently on your machine (diameter, bore, kerf, etc.).

BUSHINGS & STABILIZERS available, see page 303.

RE-BORING Services, see page 303.

* P.H. denotes pin-hole configuration, if applicable.

Example: 2/10/60 = 2 @ 10mm dia. on 60mm circle.

Warning: Before use, read saw blade safety guidelines on pages 312-314.

INDUSTRIAL

Super Fine

Chip-Free Dado Cuts



Veneered Plywood (Along & Across the Grain) Hardwood Melamine & Laminate



ELECTROBLU™
ECO-Friendly Non-Stick Coating
658060C

PRESTIGE™ SUPER FINE DADO SETS

With Six 4-Wing Chippers 1/4" to 29/32" • High ATB Grind

Our Prestige™ Dado Set cuts perfectly smooth edges, flat-bottom cuts and grooves both along and across the grain that are free of splinters or rough edges. This dado set is part of the renowned Prestige™ line of superior performance blades.


Features the latest in cutting tool technology including massive tool-steel plates and precision ground carbide teeth. The 8" diameter, 24-tooth outside plates are hollow ground for proper clearance and feature high ATB grind geometry with every sixth tooth flat ground for efficient chip removal. Each tooth body also features anti-kickback design to help prevent overfeeding.

Set accommodates today's undersized plywoods.


Packed In A Handy Black Molded Carrying Case.

Each of the six interior chippers features four teeth and the standard width capacity is 1/4" through 29/32". Adjustments can be easily made in 1/32" increments and even finer adjustments, as small as .002", can be made by using the supplied shim set. A 46-tooth dado set (see page 297) is also available for use with plywood and melamine.


A stacking dado set is an ideal tool for cutting dados, grooves and tenons for strong mortise-and-tenon joinery.




2 Outside 8" x 24T Blades




6 Carbide Tipped Four-Wing Chippers



Half Lap Tenons Dentil Groove & Rabbets



Corner Lap End Lap Box Joints Ship Lap



Set Includes Shim Set for Fine Adjustments

Set Accommodates Undersized Plywood

ØD	Hook Angle	†Teeth	Chippers	Grind	Kerf Range	Bore	Tool No.
8	-10°	24	1/8(x4), 3/32(x1), 1/16(x1)	H-ATB	1/4 to 29/32	5/8	658060
8	-10°	24	1/8(x4), 3/32(x1), 1/16(x1)	H-ATB	1/4 to 29/32	5/8	658060C *
8	-10°	24	1/8(x4), 3/32(x1), 1/16(x1)	H-ATB	1/4 to 29/32	30mm	658060-30 ‡
8	-10°	24	1/8(x4), 3/32(x1), 1/16(x1)	H-ATB	1/4 to 29/32	1	658060-1

† Teeth refers to the number of teeth for each outside saw blade.

* Electro Blu™ Non-Stick Coating.

Note: Always use the outside blades. Never attempt to use the chippers without the outside blades.

‡ No Pin-holes

* P.H. denotes pin-hole configuration, if applicable.

Example: 2/10/60 = 2 @ 10mm dia. on 60mm circle.

▲ Warning: Before use, read saw blade safety guidelines on pages 312-314.


DADO SETS

With Five 2-Wing Chippers 1/4" to 13/16" Groove ATB and FT Grind

Dadoes (cross-grain cuts) and grooves (cuts with the grain) are cut efficiently on the table saw with a dado stack set. Unlike a "wobbler," a stack set produces a flat-bottom cut with chip-free edges. Amana Tool® makes dado stack sets for every machine and every type of woodworking material. The standard width capacity ranges from 1/4" to 13/16". Additional chippers may be purchased separately to expand the capacity beyond 13/16". The standard set, regardless of diameter or tooth count, consists of two outside saw blades and four inside chippers. The outside blades feature hollow-ground plates for proper clearance, and alternate top bevel (ATB) grind with every sixth tooth flat ground (FT). See charts below for additional components.

For plywood and melamine, the sets with 46-tooth outside blades are recommended.

Rated excellent by:



Melamine
Single & Double Sided



Cabinet Plywood
Rip/Crosscut



Soft/Hardwood
Crosscut

46 Teeth
Only

18, 24 &
36 Teeth

ØD	Hook Angle	*Teeth	Chippers	Grind	Kerf Range	Bore	Plastic Molded Case	Tool No.
6	+15°	18	1/8(x4), 1/16(x1)	ATB/FT	1/4 to 13/16	5/8	Yes	656030
8	-5°	24	1/8(x4), 1/16(x1)	ATB/FT	1/4 to 13/16	5/8	Yes	658030
8	-5°	24	1/8(x4), 1/16(x1)	ATB/FT	1/4 to 13/16	30mm	Yes	658030-30 ‡
8	-5°	24	1/8(x4), 1/16(x1)	ATB/FT	1/4 to 13/16	1	Yes	658030-1
8	+15°	24	1/8(x4), 1/16(x1)	ATB/FT	1/4 to 13/16	5/8	Yes	658030-AK ▼
8	-5°	46	1/8(x4), 1/16(x1)	ATB/FT	1/4 to 13/16	5/8	Yes	658040 †
8	-5°	46	1/8(x4), 1/16(x1)	ATB/FT	1/4 to 13/16	30mm	Yes	658040-30 ‡†
8	-5°	46	1/8(x4), 1/16(x1)	ATB/FT	1/4 to 13/16	1	Yes	658040-1 †
10	+15°	24	1/8(x4), 1/16(x1)	ATB/FT	1/4 to 13/16	5/8	No	651030
10	+15°	24	1/8(x4), 1/16(x1)	ATB/FT	1/4 to 13/16	1	No	651030-1
12	+15°	24	1/8(x4), 1/16(x1)	ATB/FT	1/4 to 13/16	1	No	651230

† 8" x 46T set for super smooth cuts in cabinet grade plywoods and melamine.

▼ 'Anti-Kickback' design.

* Teeth refers to the number of teeth for each outside saw blade.

‡ No Pin-holes

Dado Combinations

Max. Width of Groove	Number of Chippers required	
	1/16	1/8
13/16	1	4
1-1/16	1	6
1-9/16	1	10
2-1/16	1	14
3-1/16	1	22
4-1/16	1	30



Handheld reusable plastic molded case and shim set included in all 6" & 8" diameter dado sets

* P.H. denotes pin-hole configuration, if applicable.

Example: 2/10/60 = 2 @ 10mm dia. on 60mm circle.

▲ **Warning:** Before use, read saw blade safety guidelines on pages 312-314.

DADO SHIM SETS

The perfect accessory for any dado set. Each set includes 14 color-coded plastic shims in various thicknesses for precise adjustment of your dado set. Especially useful when cutting plywood and other materials that are slightly under or oversized.



14 Piece Shim Set
DSS-100 Shown

Bore	Tool No.
5/8	DSS-100
1	DSS-101
30mm	DSS-102
1-1/4	DSS-103
5/8	DSS-106 *

* #DSS-106 includes 10 shims.

Each set includes the following:

Quantity Shims	Thickness		Color	ØD
	Inch	mm		
5	0.002	0.05mm	Gold	60mm
1	0.005	0.15mm	Violet/Orange	60mm
4	0.010	0.25mm	Clear	60mm
4	0.020	0.50mm	White	60mm

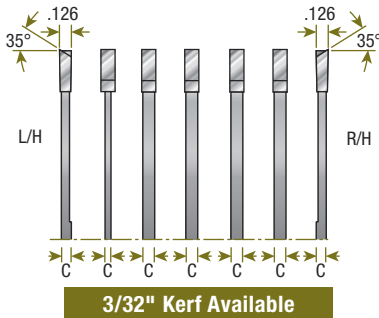
DSS-106 includes the following:

Quantity Shims	Thickness		Color	ØD
	Inch	mm		
2	0.002	0.05mm	Silver	60mm
1	0.005	0.15mm	Violet	60mm
1	0.010	0.25mm	Clear	60mm
6	0.020	0.50mm	White	60mm

INDIVIDUAL DADO SET COMPONENTS: DADO CHIPPERS

Flat Top (FT) Grind • Two Teeth Per Chipper

Amana Tool® has a full range of replacement parts for our dado sets, including chippers and outside blades. This allows you to replace damaged cutters and to expand the range of a standard set. These parts are manufactured to the same exacting standards as the full sets.



Order Number Chipper Thickness:

ØD	Bore	'C' 1/16	'C' 1/8	'C' 3/32
6	5/8	651660	651860	—
8	5/8	651680	651880	651280
8	5/8	▼ 651680-AK	▼ 651880-AK	—
8	1	651680-1	651880-1	—
10	5/8	651610	651810	—
10	1	651610-1	651810-1	—
12	1	651612	651812	—

▼ 8" 'Anti-Kickback' chippers.

DADO OUTSIDE BLADES

ATB Grind



ØD	Bore	Teeth	Kerf	Order No.	Order No.
				L/H	R/H
6	5/8	18	.126	656010	656010-R
8	5/8	24	.126	658010	658010-R
8	5/8	24	.126	▼ 658010-AK	▼ 658010-AK-R
8	1	24	.126	658010-1	658010-1-R
8	5/8	46	.126	658020	658020-R
8	1	46	.126	658020-1	658020-1-R
10	5/8	24	.126	651010	651010-R
10	1	24	.126	651010-1	651010-1-R
12	1	24	.126	651210	651210-R

▼ 8" 'Anti-kickback' outside blades.

Note: Specify left or right hand blades. Although each outside saw blade is sold separately, it is recommended to buy one set of both blades so the O.D. matches.

ADJUSTABLE WIDTH THIN KERF DADO SET


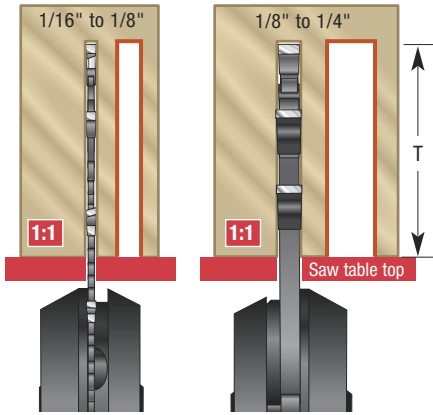
Carbide Tipped • 8" • 1/16" to 1/4" Groove • ATB Grind



Our 24 tooth adjustable width thin kerf dado set allows the user to cut precise dadoses from 1/16" to 1/4" wide. Set contains one split steel hub with a 5/8" bore and two different saw blades that when shims are added, enables you to achieve a variety of dado widths. The 1/16" blade #61381 will give you a minimum kerf of 1/16" (0.062") to a maximum of 1/8" (0.125") using shims, while the 1/8" blade #61382 will give you a minimum kerf of 1/8" (0.125") to a maximum of 1/4" (0.250") using shims.

System allows you to make thinner grooves on a table saw that previously could not be achieved with standard kerf dado sets.

Maximum groove depth (T) is 1-1/8".



For 1/16" to 1/8" kerf use blade #61381 (included).



For 1/8" to 1/4" kerf use blade #61382 (included).



Excellent for:

- Hardwood
- Softwood
- Plywood
- MDF
- Chipboard

Very good for:

- Melamine



Shim set #DSS-106 & instruction booklet included.

ØD	Hook Angle	Teeth	ATB Angle	Grind	Kerf Range	Bore	T	Repl. Blade 1/16" Kerf	Repl. Blade 1/8" Kerf	Tool No.
8	-10°	24	15°	ATB	1/16 to 1/4	5/8	1-1/8	61381	61382	61380

Replacement parts: Flange #61387; Shim set #DSS-106; Screw #67157 (8); Hex key #5020 (included).

▲ Warning: This set requires a custom zero clearance throat plate.

▲ Warning: Not to be used with portable saws.

GROOVERS

Flat Top (FT) Grind • 12° Hook Angle

Designed to cut 1/4" grooves in solid wood and plywood on table saws and sliding table saws.

ØD	Teeth		'B' Kerf		'C' Plate		Max		Tool No.
	Inches	mm	Inches	mm	Inches	mm	RPM	Bore	
8	200	24	.250	6.35	.180	4.57	9,000	5/8	61365
10	250	24	.250	6.35	.180	4.57	7,600	5/8	61368



PLATE JOINTER

100mm

Designed with anti-kickback "fingers" that limit chip thickness to provide a safer cut without loss of cutting speed or quality. The blade fits most brands and models of plate jointers, including Lamello, Virutex, Freud, Kaiser, Elu, and DeWalt and other makes of plate-jointer machines. Packaged in a re-usable protective foam sleeve.

ØD	Teeth	Kerf	Bore	Tool No.
100mm	6	4mm	22mm	LAM400T6*

* Not for Porter Cable® 557



SPECIAL 'FACE-FRAME' PLATE JOINTER

Cut blind right-angle biscuit joints in stock as narrow as 1-3/4" with this smaller diameter blade that fits most biscuit jointers, including Lamello, Virutex, Freud, Kaiser, and DeWalt. A simple depth adjustment on your machine allows the use of this blade.

ØD	Description	Teeth	Kerf	Bore	Tool No.
3-1/16	Standard 'Face-Frame'	4	3mm	22mm	LAM300T4†

† LAM300T4 (22mm bore) will fit Lamello, Virutex, Freud, Kaiser, Elu, DeWalt and others.



INDUSTRIAL



ACM ADJUSTABLE WIDTH DOUBLE EDGE V-SCORING SAW BLADE SET

Carbide Tipped • V-Groove with 2.0 (0.080") - 3.0mm (0.118") V-Flat Bottom

For 60°, 90°, 108° & 135° Folds



Designed for scoring Aluminum Composite (sandwich) Materials with 60°, 90°, 108° and 135° angle V-grooves with flat bottom. Set contains two saw blades and a shim set. Add the shims between the blades to achieve your desired flat bottom cut width. Widely used for cladding many diverse exterior and interior applications. The long lasting durability of the material makes it an excellent choice for buildings, signage, displays, etc.

ACM

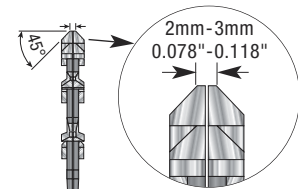
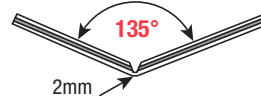
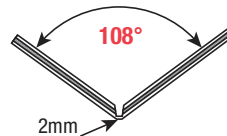
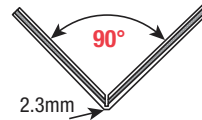
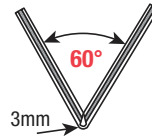
Aluminum Composite Material
Saw Blades

Excellent for Scoring:

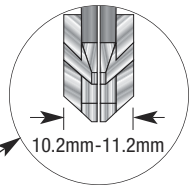
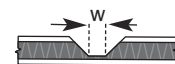
- Aluminum, Clay, Zinc & Wood Composite Panels
- Aluminum Composite Material (ACM)
- Aluminum Composite Panel (ACP)
- ALPOLIC® Copper Composite Material (CCM)
- Alucobond®
- Alupanel®
- Dibond®
- Durabond
- e-panel™
- Etalbond®
- TCM
- Trespa®



No Shim With Shims (included)



Flat Bottom Range



Kerf Range

ØD	Teeth	Hook Angle	Angle	B1	Grind	B=Kerf Range	W=Flat Bottom Range	Bore	Tool No.
8	2x20	18°	45°	0.161"	ACM	10.2-11.2mm	2.0-3.0mm / 0.078-0.118"	5/8	508400
8	2x20	18°	45°	0.161"	ACM	10.2-11.2mm	2.0-3.0mm / 0.078-0.118"	1	508400-1

Shim set #DSS-108 & instruction booklet included.

▲ **Warning:** This set requires a custom zero clearance throat plate.

▲ **Warning:** Not to be used with portable saws.



ACM Router Bits
See pages 6-7



ACM 90° DOUBLE EDGE V-SCORING SAW BLADE

With Replaceable Carbide Insert Knives

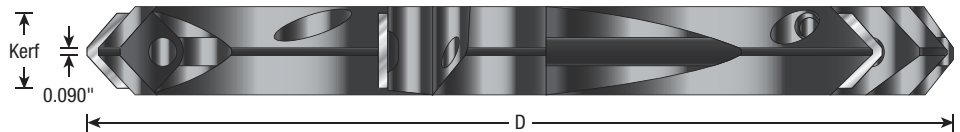

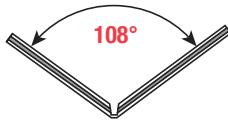


For 90°, 108° & 135° Folds

Designed for scoring Aluminum Composite (sandwich) Materials with 90° angle V-groove with flat bottom. Widely used for cladding many diverse exterior and interior applications. The long lasting durability of the material makes it an excellent choice for buildings, signage, displays, etc. Utilizes 4-sided carbide inserts.

For Scoring Aluminum Composite Materials Including:

- Aluminum, Clay, Zinc & Wood Composite Panels
- Aluminum Composite Material (ACM)
- Aluminum Composite Panel (ACP)
- ALPOLIC® Copper Composite Material (CCM)
- Alucobond®
- Alupanel®
- Dibond®
- Durabond
- e-panel™
- Etalbond®
- Phenolics
- Plastic/Acrylic
- Plexiglas®
- TCM
- Wood



ØD	Teeth	Angle	Kerf	Flat Bottom Width	Bore	Repl. Knife	Repl. Knife	Tool No.
6	5	90°	25/64	0.090"	5/8	—	RCK-48	RC-4304 <i>New</i>
7-1/4	5	90°	37/64	0.090"	5/8	RCK-47	—	RC-4300

Replacement parts: Screw #67115 (5); Torx® key #5005 (included).

Warning: This set requires a custom zero clearance throat plate. Not to be used with portable saws.

Warning: Before use, read saw blade safety guidelines on pages 312-314.

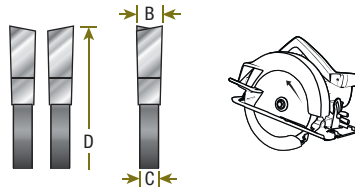
INDUSTRIAL SAW BLADES



Combination Rip/Crosscut

GENERAL PURPOSE

Alternate Top Bevel (ATB) Grind • Positive Hook



This carbide-tipped trim-saw blade is the ideal upgrade (or replacement blade) for Makita and other brands of portable trim saws. The alternate top bevel grind ensures high-quality crosscuts in solid wood and sizing cuts in plywood.

ØD	Teeth	'B' Kerf	'C' Plate	Bore	Tool No.
5-3/8 / 5-1/2	30	.072	.052	5/8 **	RM-550

** Fits Makita 5-1/2" saw and others.

Comes with two adapter bushings, one for 1/2" arbor and one for 10mm arbor.

Replacement bushing: #BU-110 (5/8 x 1/2), #BU-125 (5/8 x 10mm).

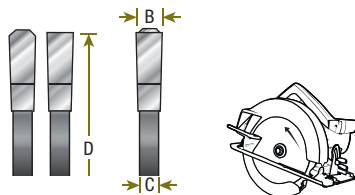
BUSHINGS & STABILIZERS available, see next page.



Acrylic & Non-Melt Plastic

PLYWOOD & PLASTIC CUTTING

Triple Chip (TC) Grind • Positive Hook



This blade produces quality cuts when sizing plywood and other sheet goods with a portable circular saw. The blade can also be used for cutting plastics.

ØD	Teeth	'B' Kerf	'C' Plate	Bore	Tool No.
7-1/4	40	.120	.078	5/8♦	PC-620

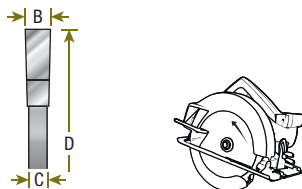
♦ Denotes 5/8" arbor with diamond knock-out.



Demolition Emergency

NAIL-CUTTING & DEMOLITION

Flat Top (FT) Grind • 5° Negative Hook



This blade is designed especially for renovation and demolition work, where contact with nails, screws, and similar debris has to be expected. The blade is configured – low tooth count and flat-top grind – for ripping. A negative hook angle and strong shoulder design to help prevent the blade's carbide tips of breaking off upon impact against a hidden nail.

ØD	Teeth	'B' Kerf	'C' Plate	Bore	Tool No.
7-1/4	14	.120	.078	5/8♦	NC-820


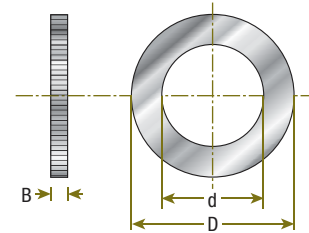
♦ Denotes 5/8" arbor with diamond knock-out.

HIGH PRECISION SAW BLADE BORE REDUCTION BUSHINGS

Made in Germany

ØD	Ød	B	Tool No.
5/8	10mm	.053	BU-125
5/8	1/2	.060	BU-110
3/4	5/8	.062	BU-150
20mm	3/8	.060	BU-120
20mm	1/2	.062	BU-123
20mm	5/8	.062	BU-124
22mm	3/4	.062	BU-130
22mm	20mm	.070	BU-140
1	5/8	.086	BU-100
1	7/8	.097	BU-225
1	7/8	.110	BU-250
1	3/4	.075	BU-200
1	20mm	.097	BU-122
1-1/8	1	.086	BU-300
1-1/4	1	.086	BU-400
1-1/4	1-1/8	.075	BU-500
1-1/4	30mm	.086	BU-450
30mm	5/8	.070	BU-515
30mm	3/4	.070	BU-520
30mm	25mm	.070	BU-530
30mm	1	.070	BU-525

Note: Most saw blade bushings have serrations on the outside diameter edge to provide a better grip and fit.

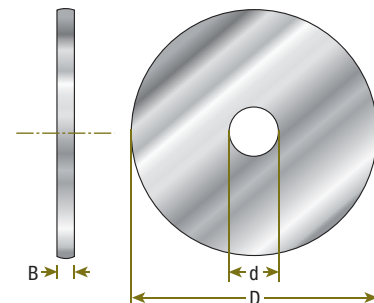
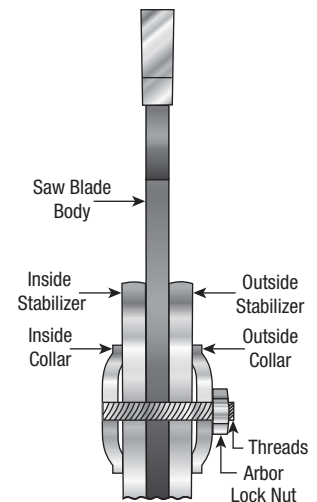


SAW BLADE STABILIZER / STIFFENER

The purpose of blade stabilizers is to increase the overall stiffness of the saw blade, thus reducing vibration. Reduction in vibration improves cut quality and dampens noise. Stabilizers are particularly beneficial when used with thin-kerf blades. Amana Tool® stabilizers are made from the steel used for our Industrial Series saw blades. The steel is ground (not stamped), and it is extremely flat on both sides to reduce run-out and vibration. Please note that depth of cut will be reduced slightly and interference between the stabilizers and the table insert may occur. You may use one or two stabilizers, depending on the application and arbor length.

Each order number consists of one pair.

ØD	Ød	B	Use With Saw Blade		Tool No.
			Diameter(s)		
4	5/8	.098 (x2)	8 to 12		STF-4
4	30mm	.100 (x2)	8 to 12		STF-4-30
6	1	.100 (x2)	14 to 20		STF-6



RE-BORING SERVICE

Most Amana Tool® saw blades, scoring saws and dado sets can be re-bored to fit special size arbors.

Note: For special boring requests (pin-holes, keyways, etc.) please visit www.amanatool.com/reboring.pdf for a detailed drawing to show bore specifications and arrangement.

Guarantee: Blades carry the same Amana Tool® quality guarantee. However, blades are not returnable once re-bored except for defects in material or workmanship.

Important Note: Due to the many different size scoring saw arbors on the market, please order carefully.

For example: If you were to assume that the arbor hole needed was 1-3/16" (1.187") and it was actually 30mm (1.181"), the difference of only .006" (6/1000th of one inch) is enough that the blade would not fit onto the arbor properly. (1-3/16" is too large to fit on 30mm arbors and will have excessive vibration and run-out and will not run concentrically.) Conversely, if the arbor hole is **too small**, you could do damage to the arbor, blade and tensioning if you attempt to **force** the blade onto the arbor.

GENERAL INFORMATION

1. TOOTH CONFIGURATIONS

Flat Top (FT)

Used on saw blades for cutting soft and hardwood along the grain (ripping).



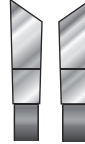
Alternate Top Bevel (ATB)

Alternate right top bevel and left top bevel. Used on saw blades for general purpose and crosscutting natural wood and veneered plywood.



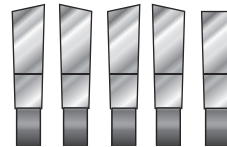
Alternate Top Bevel Modified (H-ATB)

Higher top bevel grind and longer tooth than our standard alternate top bevel. Used on 'MB' and 'MSB' Series blades and are specifically designed for cutting melamine chip-free on table saws without the aid of scoring units.




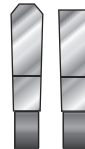
Combination Tooth (4 + 1)

Groups of four alternate top bevel and one flat ground tooth, divided by large gullets in the saw plate. Used on combination blades for general purpose wood applications.



Triple Chip (TCG)



Alternate flat raker tooth and higher trapeze tooth divides the chips to achieve cuts in hard materials, MDF, OSB and plastics. Also used on blades for cutting non-ferrous materials.



California Triple Chip (C-TCG)

For use in miter saws in picture frame shops, window and door manufacturers or anywhere that miter machines are used.

Produces burr-free cuts in non-ferrous materials as well as splinter-free cuts in wood and wood-based products.



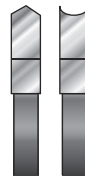
Cone Form (Conical)

Used on conical tooth scoring blades.



Hollow Ground (HG)

Hollow face grind is used for cutting melamine and other difficult to machine materials. Generally used on vertical panel saws (Striebig, etc.).

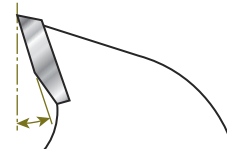


GENERAL INFORMATION

2. TOOTH ANGLES

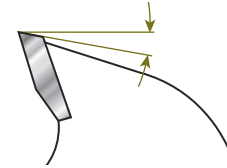
Hook (Rake) Angle 6° to 22°

Soft materials or rip blades require an angle of about 18° to 22°, hard materials about 6°. Saw blades for cutting aluminum and melamine have a negative hook angle.



Top Clearance Angle 12° to 15°

This angle changes according to the hardness of material; 12° for hard and 15° for softer materials.

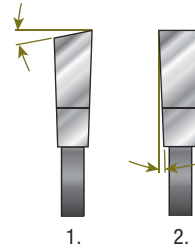


1. Top Bevel Angle 8° to 12°

Normally 10°, enabling gradual penetration into material.

2. Radial Side angle 1° to 2°

Allows clearance along the sides of the tooth.



3. GENERAL

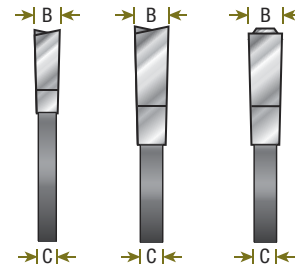
Kerf ('B')

Refers to the largest width of the saw tooth and is represented in decimals and/or millimeters.

Plate ('C')

Refers to the thickness of the steel saw body, on to which the carbide teeth are brazed. This dimension is represented in decimals and/or millimeters.

Note: Most industrial series saw plates are laser cut.

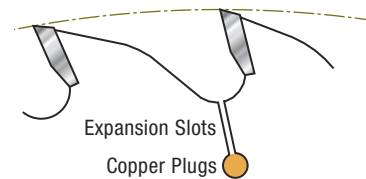


Expansion Slots

Allows the saw body to expand and contract under load and heat and to prevent twisting or warpage.

Copper Plugs

Reduces the turbulent noise created by the saw blade while it is being operated.

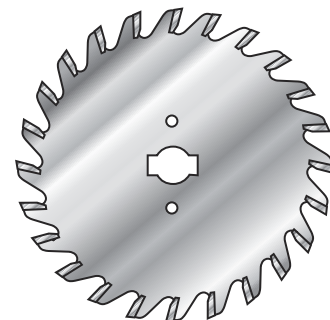


Bore, Pin-Holes, Keyways

Refers to the diameter of the arbor hole, pin-holes, keyways, etc., and is represented in fractions or millimeters.

Note: P.H. denotes pin-hole configuration, if applicable.
Example: **2/10/60 = 2 @ 10mm dia. on 60mm circle.**

Note: A special re-boring service and bushings are available for non-standard sizes.
Please see page 309.



Safety Guidelines for saw blades



1. Always refer to your power tool owner's manual.



2. Always wear eye and ear protection during operation of power tools.



3. Disconnect the power tool from the power source before changing the saw blade.



4. Never cut stock freehand. Always use the fence or miter gauge to support the work-piece.



5. Keep your hands out of path of the saw blade.



6. Always feed the stock against the direction of the power tool rotation.



SAFETY GUIDELINES *For Saw Blades*



- 7.** Do not use a blade that is cracked or broken, has a chipped or missing tooth, or has been dropped or damaged.



- 8.** When mounting the saw blade, saw teeth must face the direction of power tool rotation.



- 9.** Make certain that the arbor nut is secure before starting the saw.



- 10.** Never exceed maximum RPM of the saw blade. Each blade may differ; please see blade stencil.



- 11.** Do not attempt to cut screws, nails, staples, concrete or other foreign materials. Use saw blade only for which it was intended.



- 12.** Never make adjustments to the saw while the blade is spinning.



- 13.** Use a splitter or riving knife to prevent kickback.




- 14.** Before starting the saw, adjust the saw blade height 1/8" above the work-piece.





15. Always use the guard that came with the saw.



16. Use a push stick to distance your hands from the blade when ripping narrow stock.



17. Allow saw to reach maximum RPM before starting the cut.



18. Make certain the work-piece is supported before starting the saw.



19. Never use fence(A) and the guide(B) at the same time. Do not force the blade into the cut. Use a feed rate that does not bog down the saw.



20. Use roller stands to support the large work-piece.




21. Have your saw blade professionally sharpened and inspected.



22. Keep the saw blade sharp and clean.

INDUSTRIAL Carbide Tipped • 3-Wing Shaper Cutters



Max RPM


2-1/2" to 4" Dia. = 10,000 RPM

4-1/2" Dia. = 9,000 RPM

5-1/2" Dia. = 8,000 RPM

⚠ Warning: See machine owner's manual for RPM guidelines.

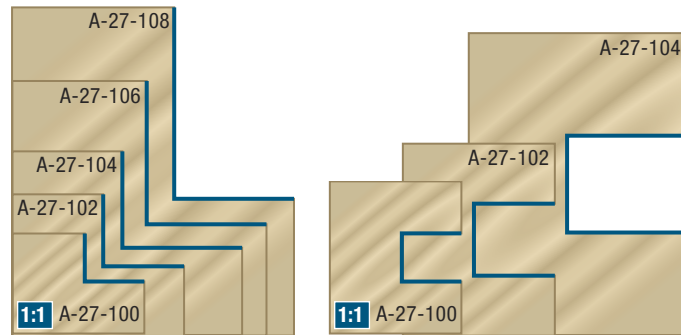
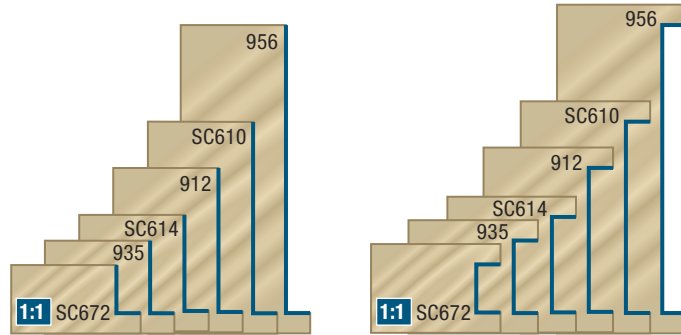
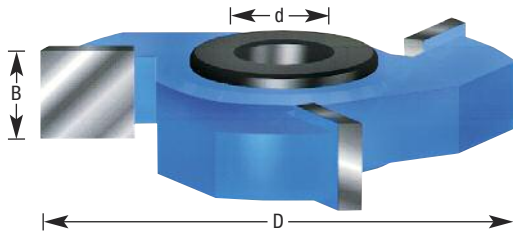
⚠ Warning: Before use, read shaper cutter safety guidelines on page 374.



CARBIDE-TIPPED SHAPER CUTTERS

Over 250 different cutters for all your shaping needs. Extra-thick carbide tips offer many resharpenings and longer tool life. RPM rating: 12,000 and under. Cutters are furnished with either 1/2", 3/4" or 1-1/4" bore.

STRAIGHT EDGE



ØD	B	Ød	Tool No.
1-7/8	1/4	1/2 & 3/4	SC672
2-1/2	1/4	1 & 1-1/4	SC674
2-5/8	1/4	1/2 & 3/4	918 †
2-3/4	1/4	1/2 & 3/4	SC671
2-7/8	1/4	1/2 & 3/4	SC611
2-7/8	1/4	1 & 1-1/4	SC613
3-1/8	1/4	1/2 & 3/4	917
3-3/8	1/4	1 & 1-1/4	SC673
3-9/16	1/4	1 & 1-1/4	SC615
4	1/4	1-1/4	A-27-100
2-5/8	3/8	1/2 & 3/4	953 †
4	3/8	1-1/4	A-27-102
2	1/2	1/2	SC614
2-1/2	1/2	1/2 & 3/4	948
2-5/8	1/2	1/2 & 3/4	954
4	1/2	1-1/4	A-27-104
2-5/8	3/4	1/2 & 3/4	912
4	3/4	1-1/4	A-27-106
2	1	1/2	SC610
2-5/8	1	1/2 & 3/4	955
4	1	1-1/4	A-27-108
4	1-1/4	1-1/4	A-27-110
2-5/8	1-1/2	1/2 & 3/4	956
4	1-3/4	1-1/4	A-27-114
2-5/8	2	1/2 & 3/4	SC632
4	2	1-1/4	A-27-116

†Due to size, furnished with only one 1/2" x 3/4" bushing.

PRESTIGE™ MIGHTY ADJUSTABLE SUPER-FINE DADO/GROOVER SET

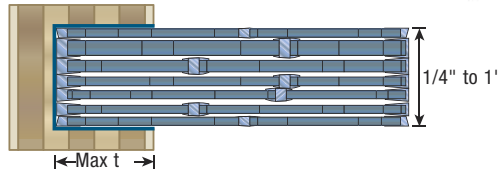

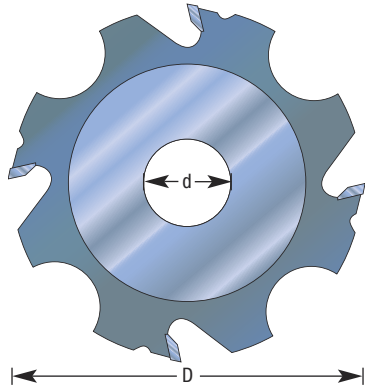
For Shapers • Accommodates Undersized Plywood • 4-Wing, ATB & FT Grind • 1/4" to 1"



Our Prestige™ Dado Set cuts perfectly smooth edges, flat-bottom cuts and grooves both along and across the grain that are free of splinters or rough edges. This set consists of seven cutters made of a hard wearing steel tool body complete with four tungsten carbide tips. Ideal for producing different dado cuts, slots and rabbeting in softwood, hardwood and man-made boards on a shaper machine. Width can be adjusted as required using included shim set.

ØD	Hook Angle	Teeth	ATB Angle	Grind	Kerf Range	Ød	Groovers	RPM	Tool No.
4	-10°	4	15°	ATB	1/4 to 1	3/4	1/16, (2)1/8, 3/16, 1/4	6,100-10,500	61370*

* Includes shim set #67254.



GROOVERS

4-Wing • FT Grind

ØD	Hook Angle	B	Teeth	Ød	Max t	RPM	Tool No.
4	15°	1/16	4	3/4	1-1/4	6,100-10,500	61372
4	15°	1/8	4	3/4	1-1/4	6,100-10,500	61374
4	15°	3/16	4	3/4	1-1/4	6,100-10,500	61376
4	15°	1/4	4	3/4	1-1/4	6,100-10,500	61378

PRESTIGE™ MIGHTY DADO SHIM SET

The perfect accessory for the above dado/groover set. Each set includes 19 shims in various thicknesses for precise adjustments of your dado/groover set width. Especially useful when working with plywood and other materials that are slightly under or oversized.

Each Shim Set #67254 includes the following:

Quantity Shims	Color	Thickness		Ød	ØD
		Inch	mm		
5	Silver	0.002	0.05	3/4	2-1/4
6	Clear	0.010	0.25	3/4	2-1/4
8	White	0.020	0.50	3/4	2-1/4

Each Prestige™ Mighty Adjustable Dado/Groover Set Includes:

[Instruction Manual](#)

With Dado Configurations Including Set-Ups for Undersized Plywood



Perfect for Crosscutting and Ripping These Materials:



Melamine/Laminate

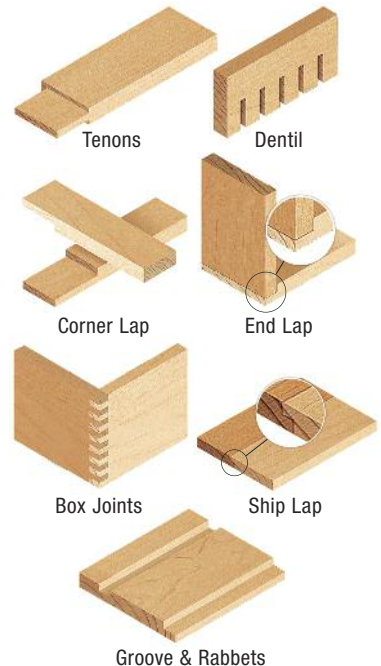


Veneered Plywood


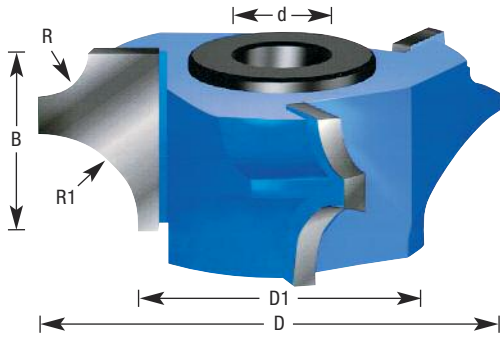


Hardwood

A stacking dado set is an ideal tool for cutting dadoses, grooves and tenons for strong mortise-and-tenon joinery.

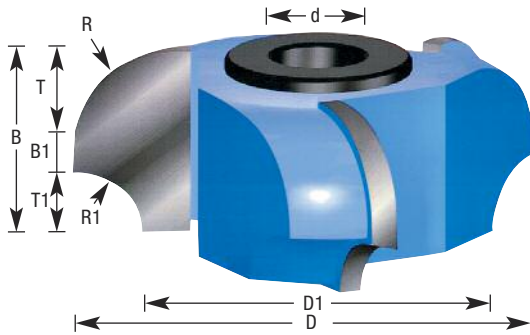


CORNER ROUND



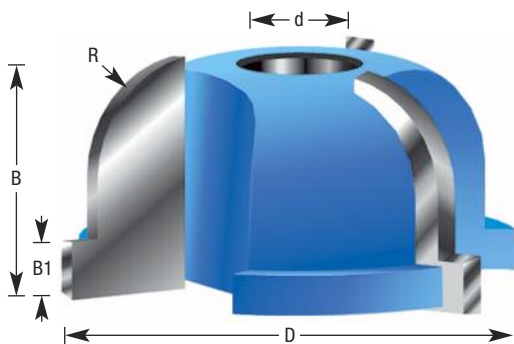
ØD	ØD1	B	R	R1	Ød	Rub Collar	Tool No.
2-5/8	1-5/8	15/16	1/4	1/2	1/2 & 3/4	C-005** C-011**	905
3-5/32	2-5/32	15/16	1/4	1/2	1 & 1-1/4	C-051***	SC680

COVE & CORNER ROUND



ØD	ØD1	B	B1	T	T1	R	R1	Ød	Rub Collar	Tool No.
2-5/8	2	15/16	1/8	1/2	5/16	1/2	5/16	1/2 & 3/4	C-005**	950
2-3/4	1-3/4	1-3/8	3/8	1/2	1/2	1/2	1/2	1/2 & 3/4	C-006**	SC410
3	1-3/4	1-9/16	5/16	5/8	5/8	5/8	5/8	1/2 & 3/4	C-006**	SC412
3-1/4	1-3/4	1-7/8	3/8	3/4	3/4	3/4	3/4	1/2 & 3/4	C-006**	SC414
3-3/4	1-3/4	2-1/4	1/4	1	1	1	1	1/2 & 3/4	C-006**	SC416

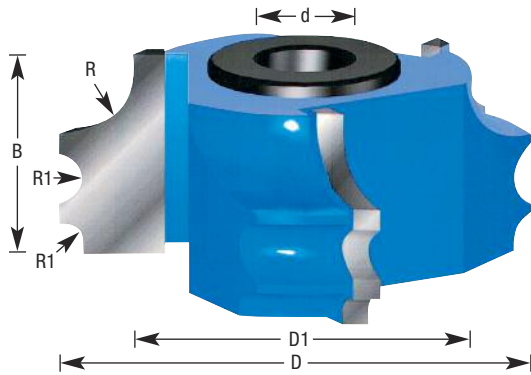
FLUTE & COVE



ØD	B	B1	R	Ød	Tool No.
2	1	1/4	1/2	1/2	SC600

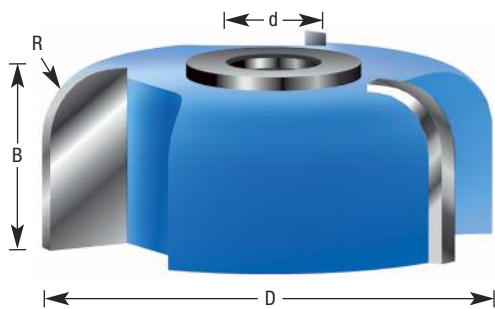
*Rub collar for 1/2" arbor only! **Rub collar for 3/4" arbor only! ***Rub collar for 1-1/4" arbor only!

1/8" TO 3/8" CORNER ROUND & 1/4" BEAD



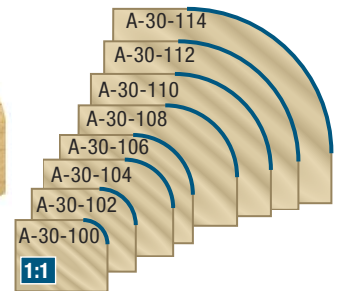
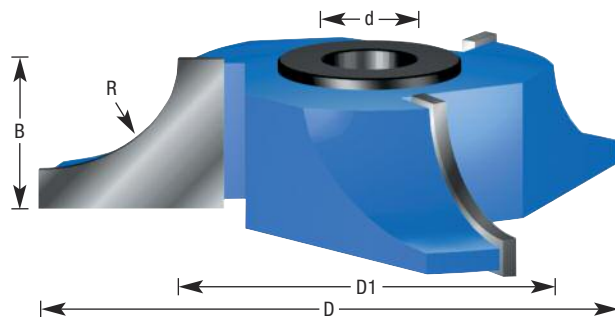
ØD	ØD1	B	R	R1	Ød	Rub Collar	Tool No.
2	1-1/4	1	3/8	1/8	1/2	C-002*	SC602
2-5/8	1-7/8	15/16	3/8	1/8	1/2 & 3/4	C-008**	952

DROP LEAF COVE



ØD	B	R	Ød	Rub Collar	Tool No.
2-5/8	1	3/8	1/2 & 3/4	C-008**	SC634

CORNER ROUND



Counter-clockwise rotation: Wood face-down

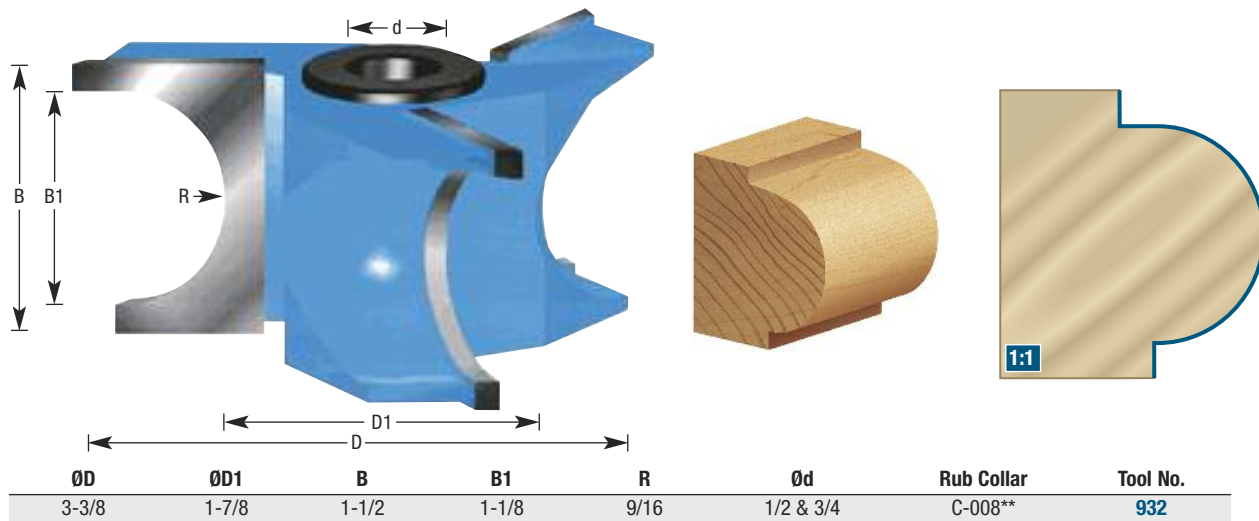
Description	ØD	ØD1	R	B	Ød	Rub Collar	Tool No.
Corner Round	4	3-3/4	1/8	3/8	1-1/4	C-038	A-30-100
Corner Round	4	3-5/8	3/16	7/16	1-1/4	C-037	A-30-102
Corner Round	4	3-1/2	1/4	1/2	1-1/4	C-035	A-30-104
Corner Round	4	3-3/8	5/16	9/16	1-1/4	C-034	A-30-106
Corner Round	4	3-1/4	3/8	5/8	1-1/4	C-033	A-30-108
Corner Round	4	3	1/2	3/4	1-1/4	C-032	A-30-110
Drop Leaf-Bead	2-5/8	1-5/8	1/2	1	1/2 & 3/4	C-005**	SC636
Corner Round	4	2-3/4	5/8	7/8	1-1/4	C-031	A-30-112
Corner Round	3-5/8	2-1/8	3/4	1	1/2 & 3/4	C-011**	959
Corner Round	4	2-1/2	3/4	1	1-1/4	C-017	A-30-114
Corner Round	4-1/2	2-1/2	1	1-1/4	1-1/4	C-017	A-30-116
Corner Round	5	2-1/2	1-1/4	1-1/2	1-1/4	C-017	A-30-118

Replacement 'T' bushing(s) for #959 & #SC636: #BU-550.

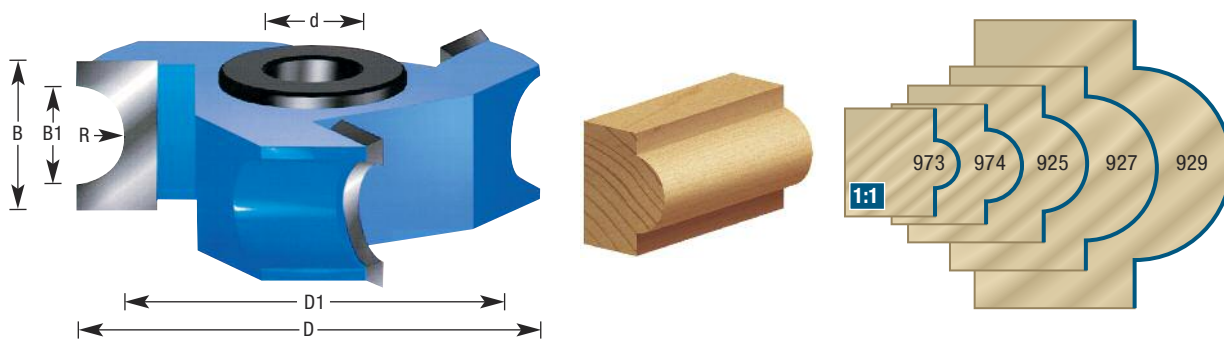
*Rub collar for 1/2" arbor only! **Rub collar for 3/4" arbor only! ***Rub collar for 1-1/4" arbor only!

For rub collars & bushings, see pages 371-372.

STAIR TREAD NOSE



BULL NOSE

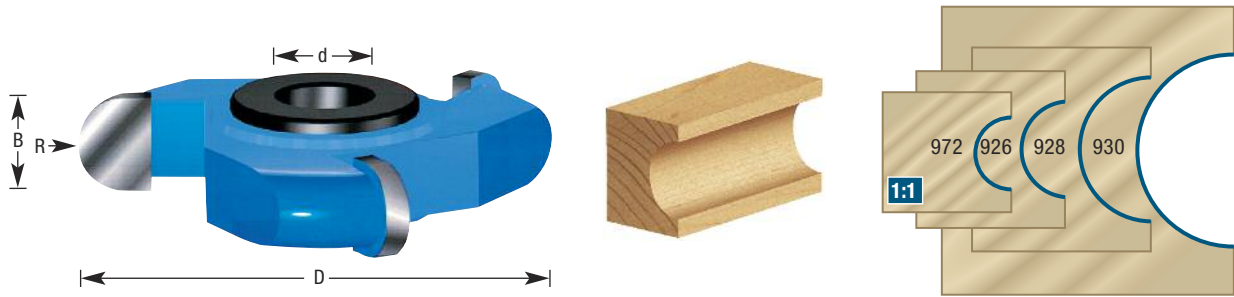


Description	ØD	ØD1	B	B1	R	Ød	Rub Collar	Tool No.
5/16 Bead	3	2-11/16	7/16	5/16	5/32	1/2 & 3/4	C-019 **	SC424
1/4 Bead	4	3-3/4	1/2	1/4	1/8	1-1/4	C-038	A-29-100
1/4 Bead	2-5/8	2-3/8	9/16	1/4	1/8	1/2 & 3/4	C-015 **	973 †
3/8 Bead	2-5/8	2-1/4	5/8	3/8	3/16	1/2 & 3/4	C-025 **	974
3/8 Bead	4	3-5/8	11/16	3/8	3/16	1-1/4	C-037	A-29-102
1/2 Bead	2-5/8	2-1/8	13/16	1/2	1/4	1/2 & 3/4	C-011 **	925
1/2 Bead	4	3-1/2	13/16	1/2	1/4	1-1/4	C-035	A-29-104
5/8 Bead	2-5/8	2	15/16	5/8	5/16	1/2 & 3/4	C-010 **	923
3/4 Bead	2-5/8	1-7/8	1-1/16	3/4	3/8	1/2 & 3/4	C-008 **	927
3/4 Bead	4	3-1/4	1-1/8	3/4	3/8	1-1/4	C-033	A-29-106
1 Bead	4	3	1-5/16	1	1/2	1-1/4	C-032	A-29-108
1 Bead	2-5/8	1-5/8	1-1/2	1	1/2	1/2 & 3/4	C-005 **	929
1-1/8 Bead	3-7/8	2-3/8	1-1/2	1-1/8	9/16	1-1/4	C-020	A-29-109
1-1/4 Bead	3-9/16	2-5/16	1-5/8	1-1/4	5/8	1 & 1-1/4	C-040 ***	SC570
1-1/2 Bead	3-13/16	2-5/16	2	1-1/2	3/4	1 & 1-1/4	C-040 ***	SC572
2 Bead	4-5/16	2-5/16	2-1/2	2	1	1 & 1-1/4	C-040 ***	SC574

† Due to size, furnished with only one 1/2" x 3/4" bushing.

*Rub collar for 1/2" arbor only! **Rub collar for 3/4" arbor only! ***Rub collar for 1-1/4" arbor only!


FLUTE (CONVEX)



Description	ØD	B	R	Ød	Rub Collar	Tool No.
1/4 Flute	2-5/8	1/4	1/8	1/2 & 3/4	C-015 **	971 †
1/4 Flute	4	1/4	1/8	1-1/4	C-038	A-28-100
3/8 Flute	2-5/8	3/8	3/16	1/2 & 3/4	C-025 **	972 †
1/2 Flute	2-5/8	1/2	1/4	1/2 & 3/4	C-011 **	926
1/2 Flute	4	1/2	1/4	1-1/4	C-035	A-28-104
3/4 Flute	2-5/8	3/4	3/8	1/2 & 3/4	C-008 **	928
3/4 Flute	4	3/4	3/8	1-1/4	C-033	A-28-106
1 Flute	2-5/8	1	1/2	1/2 & 3/4	C-005 **	930
1 Flute	4	1	1/2	1-1/4	C-032	A-28-108
1-1/4 Flute	3-1/4	1-1/4	5/8	1 & 1-1/4	C-050 ***	SC532
1-1/2 Flute	3-1/2	1-1/2	3/4	1 & 1-1/4	C-050 ***	SC534
2 Flute	4	2	1	1 & 1-1/4	C-050 ***	SC536

† Due to size, furnished with only one 1/2" x 3/4" bushing.

CORNER TRIPLE BEAD

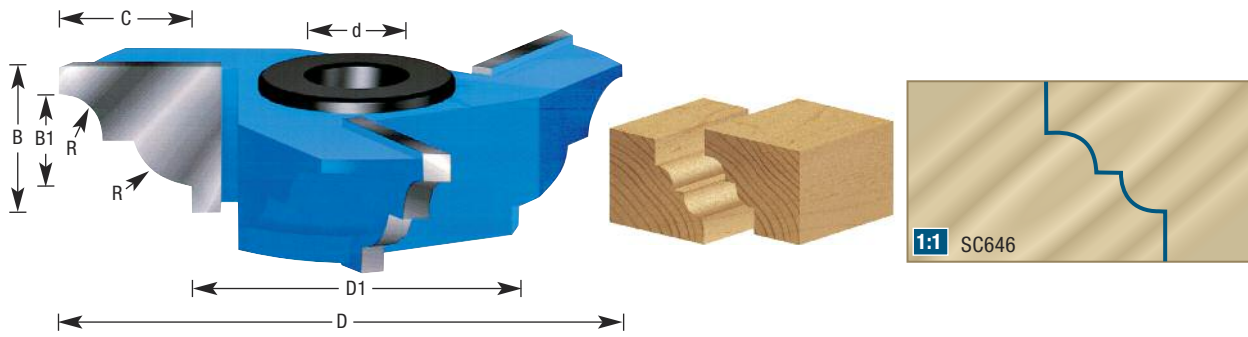


ØD	ØD1	B	C	R	Ød	Rub Collar	Tool No.
2-5/8	1-1/2	7/8	9/16	3/16	1/2 & 3/4	C-043 **	SC624

*Rub collar for 1/2" arbor only! **Rub collar for 3/4" arbor only! ***Rub collar for 1-1/4" arbor only!

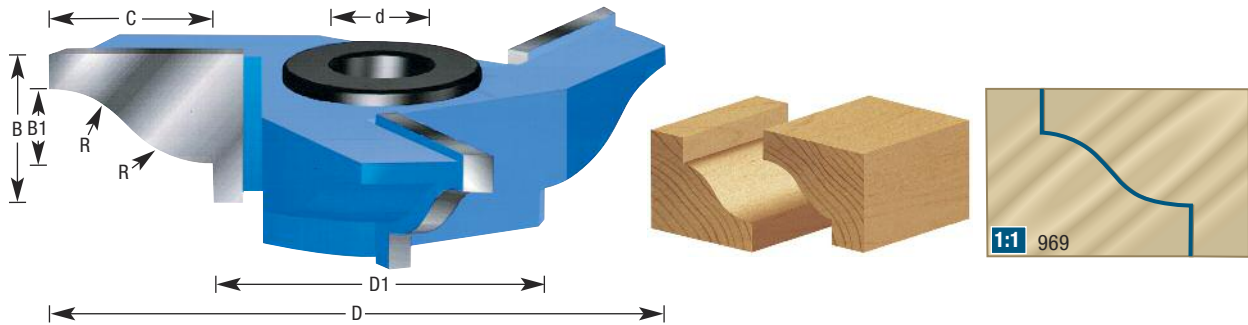
For rub collars & bushings, see pages 371-372.

MATCHED/REVERSIBLE DETAIL BEAD & COVE



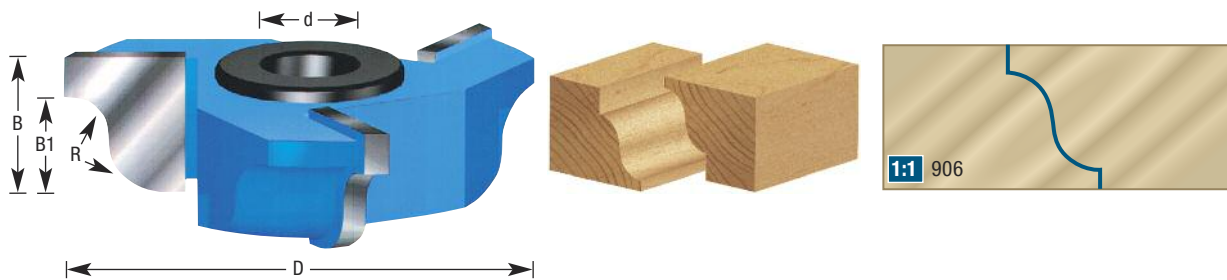
ØD	ØD1	B	B1	C	R	Ød	Rub Collar	Tool No.
3	1-3/4	3/4	1/2	5/8	15/64	1/2 & 3/4	C-006**	968
3	1-3/4	15/16	3/8	5/8	1/4	1/2 & 3/4	C-006**	SC646

MATCHED/REVERSIBLE OGEE



ØD	ØD1	B	B1	C	R	Ød	Rub Collar	Tool No.
3-1/4	1-3/4	7/8	3/8	3/4	1/2	1/2 & 3/4	C-006**	969
3-3/8	1-7/8	15/16	3/8	3/4	1/2	1/2 & 3/4	C-008**	SC648


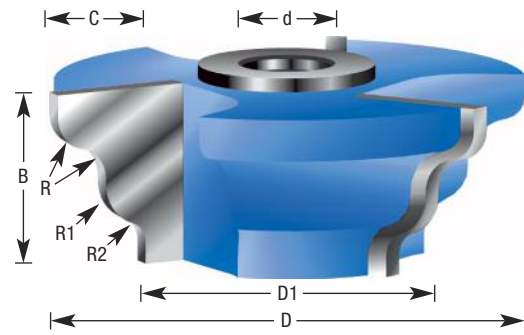
MATCHED/REVERSIBLE OGEE



ØD	B	B1	R	Ød	Rub Collar	Tool No.
2-5/8	3/4	1/2	1/4	1/2 & 3/4	C-005**	906
3-1/8	3/4	1/2	1/4	1 & 1-1/4	C-051***	SC682

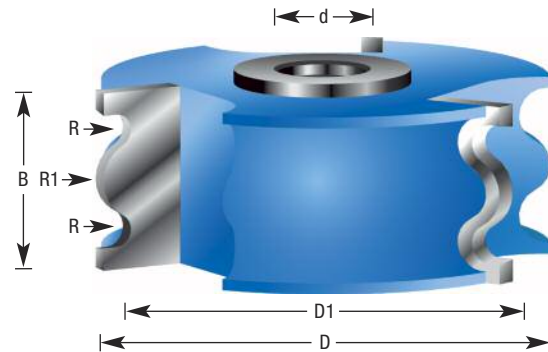
*Rub collar for 1/2" arbor only! **Rub collar for 3/4" arbor only! ***Rub collar for 1-1/4" arbor only!

WAVE EDGE




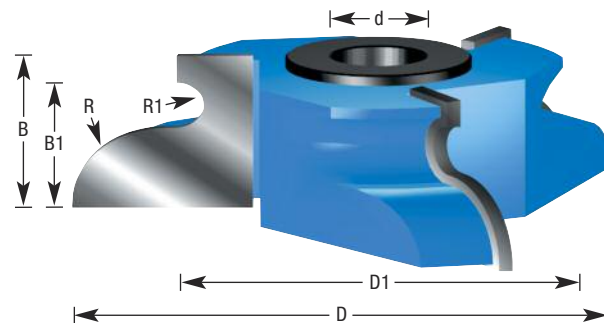
$\varnothing D$	$\varnothing D1$	B	C	R	R1	R2	$\varnothing d$	Rub Collar	Tool No.
2-3/4	1-5/8	1	9/16	3/16	1/4	1/8	1/2 & 3/4	C-005**	SC626

ROUNDED FLUTE



$\varnothing D$	$\varnothing D1$	B	R	R1	$\varnothing d$	Rub Collar	Tool No.
2-5/8	2-5/16	1	3/32	7/32	1/2 & 3/4	C-013**	SC628

OGEE & BEAD TABLE EDGE

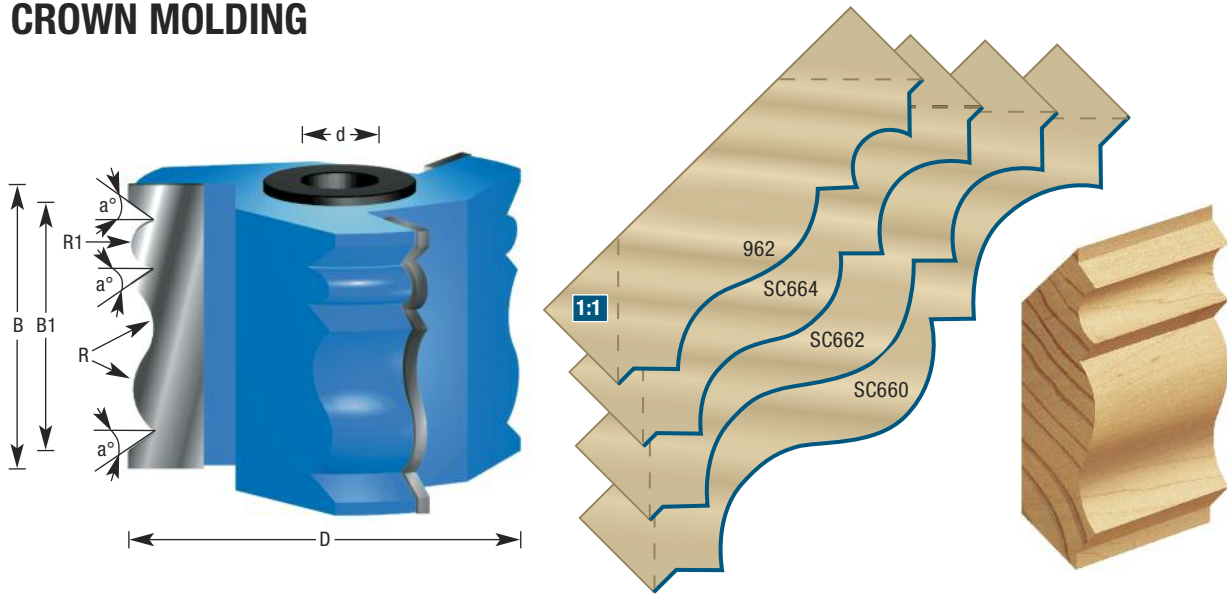


$\varnothing D$	$\varnothing D1$	B	B1	R	R1	$\varnothing d$	Rub Collar	Tool No.
3-1/4	2-1/8	1	3/4	1/2	1/8	1/2 & 3/4	C-007**	958

*Rub collar for 1/2" arbor only! **Rub collar for 3/4" arbor only! ***Rub collar for 1-1/4" arbor only!

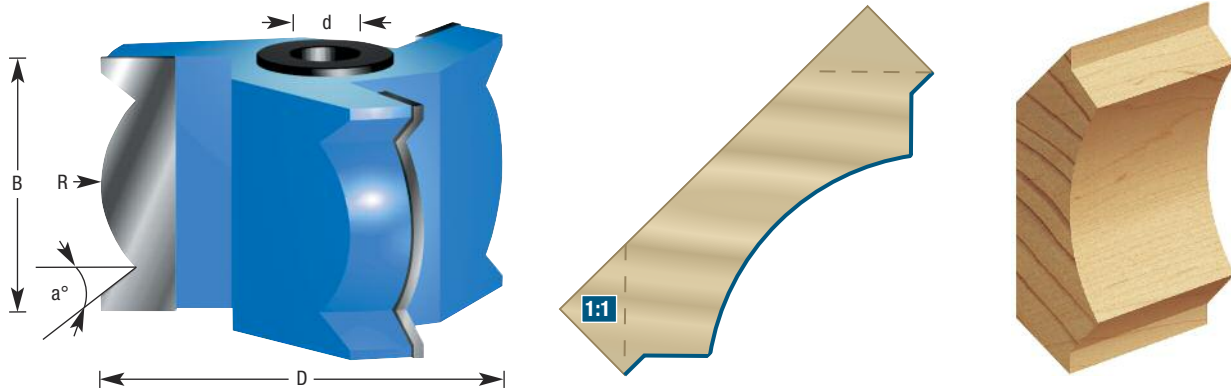
For rub collars & bushings, see pages 371-372.

CROWN MOLDING



ØD	B	B1	a°	R	R1	Ød	Rub Collar	Tool No.
2-3/4	2-1/4	2	45°	1/2	3/16	1/2 & 3/4	C-027**	962
3-1/2	2-1/2	2-1/4	45°	13/32	11/32	1 & 1-1/4	—	SC664
3-1/2	3	2-3/4	45°	17/32	11/32	1 & 1-1/4	—	SC662
3-1/2	3-1/2	3-1/4	45°	9/16	1/2	1 & 1-1/4	—	SC660

CROWN MOLDING

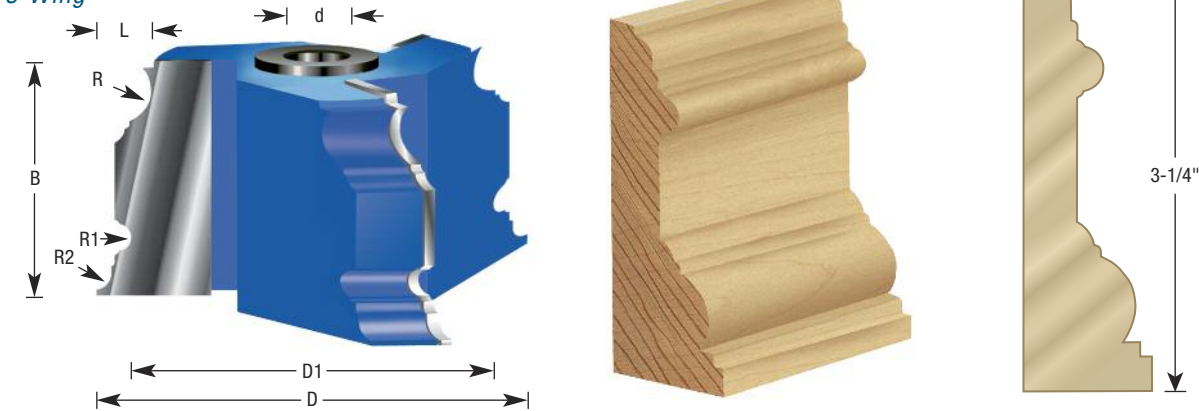


ØD	B	a°	R	Ød	Rub Collar	Tool No.
3-1/4	2-1/4	45°	1-1/4	1/2 & 3/4	C-030**	967

Replacement 'T' bushing(s) #BU-550.

BASE MOLDING


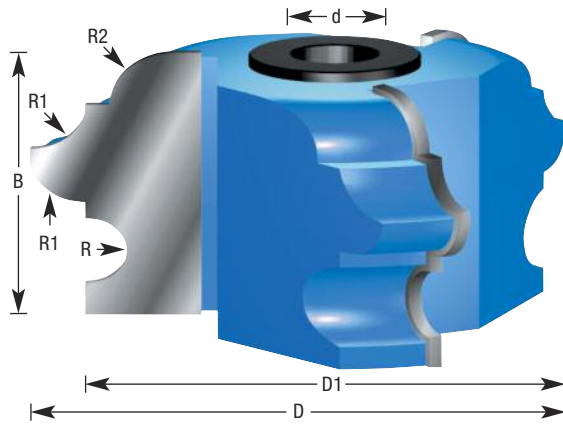
3-Wing



ØD	ØD1	B	R	R1	R2	L	Ød	Rub Collar	Tool No.
4-9/16	2-13/16	3-5/16	29/64	3/16	7/32	7/8	1 & 1-1/4	C-040***	SC668


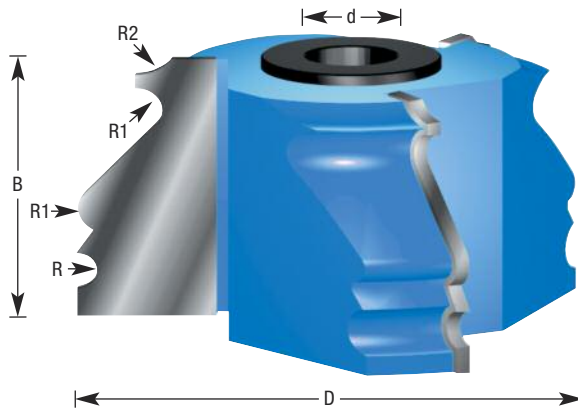
*Rub collar for 1/2" arbor only! **Rub collar for 3/4" arbor only! ***Rub collar for 1-1/4" arbor only!

MULTI-FORM




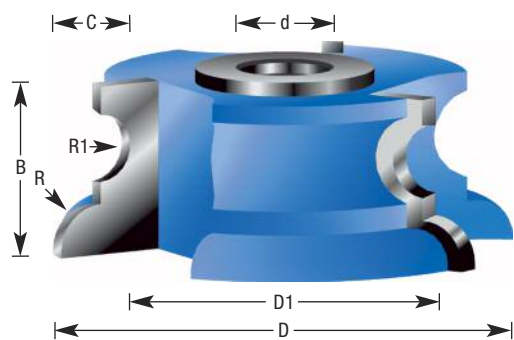
ØD	ØD1	B	R	R1	R2	Ød	Rub Collar	Tool No.
3-1/2	2-7/8	1-7/8	1/4	5/16	3/8	1/2 & 3/4	C-007**	965

MOLDING



ØD	B	R	R1	R2	Ød	Rub Collar	Tool No.
3	1-3/4	1/8	5/32	1/4	1/2 & 3/4	C-010**	966

MOLDING



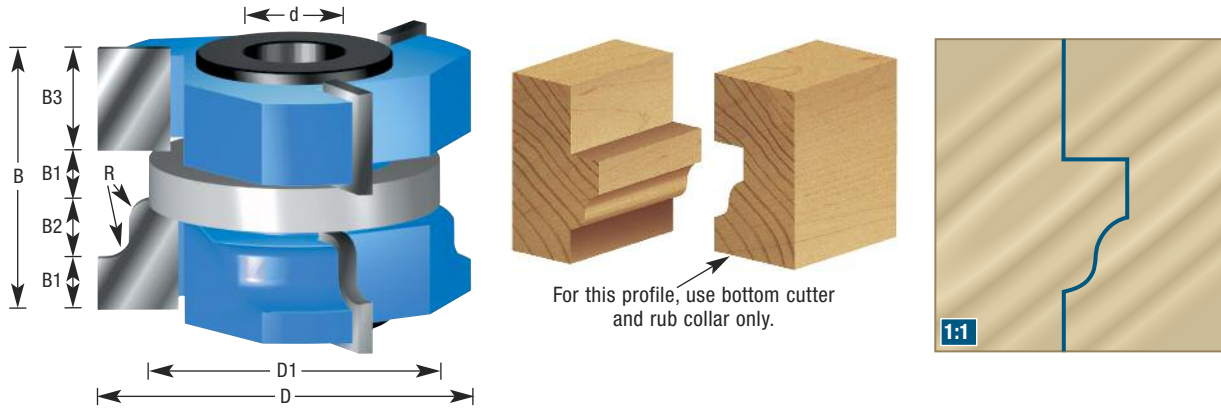
ØD	ØD1	B	C	R	R1	Ød	Rub Collar	Tool No.
2-5/8	1-3/4	15/16	7/16	1/4	3/16	1/2 & 3/4	C-006**	SC630

*Rub collar for 1/2" arbor only! **Rub collar for 3/4" arbor only! ***Rub collar for 1-1/4" arbor only!

For rub collars & bushings, see pages 371-372.

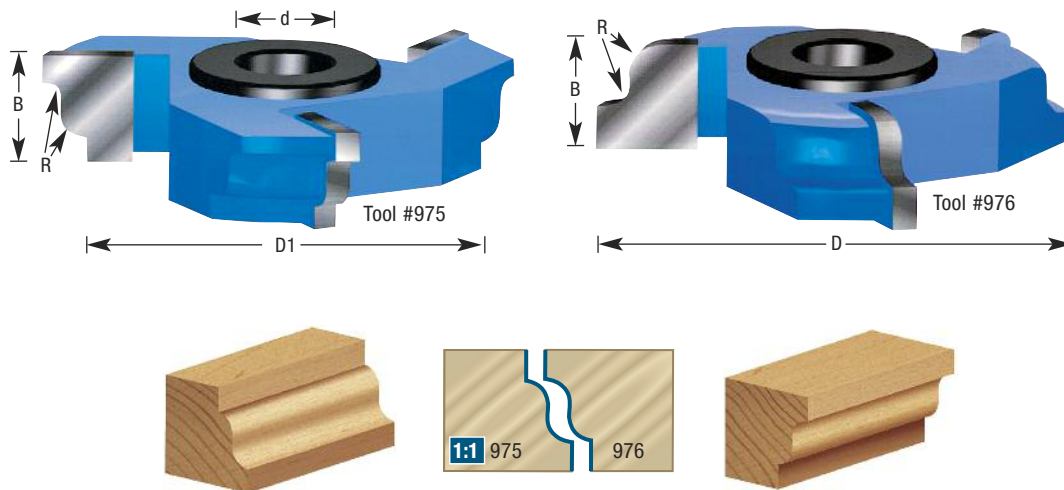
WINDOW SASH

With Ball Bearing Rub Collar



ØD	ØD1	B	$B1$	$B2$	$B3$	R	Ød	Rub Collar	Tool No.
2	1.457	1-5/8	5/16	3/8	5/8	1/4	1/2 & 3/4	C-043**	939


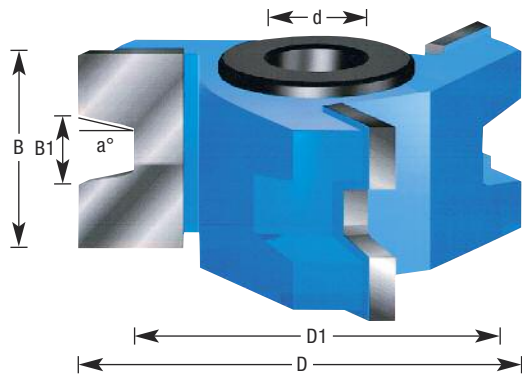
SASH



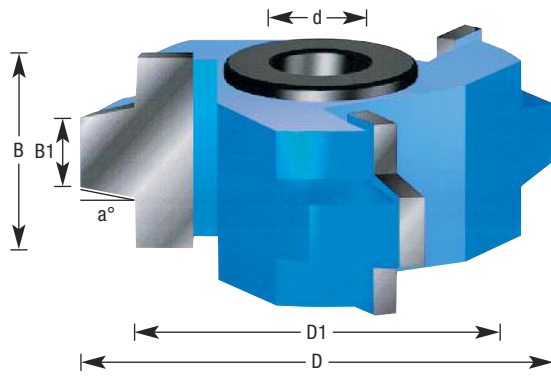
Description	ØD	ØD1	B	R	Ød	Rub Collar	Tool No.
Female Sash	2-5/8	2-1/8	5/8	1/8	1/2 & 3/4	C-024**	975
Male Sash	2-5/8	2-1/8	5/8	1/8	1/2 & 3/4	C-024**	976

JOINERY

Wedge Tongue & Groove



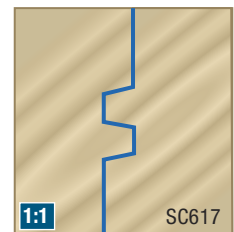
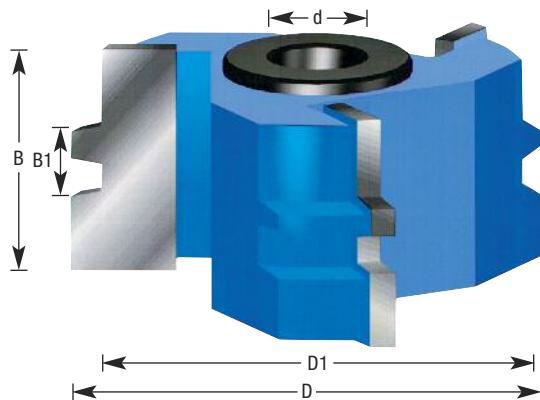
ØD	ØD1	B	B1	a°	Ød	Rub Collar	Tool No.
2-5/8	2	15/16	11/32	9°	1/2 & 3/4	C-010**	903



ØD	ØD1	B	B1	a°	Ød	Rub Collar	Tool No.
2-5/8	2	15/16	11/32	9°	1/2 & 3/4	C-010**	904

Replacement 'T' bushing(s) #BU-550.

GLUE JOINT

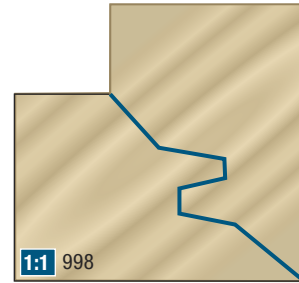
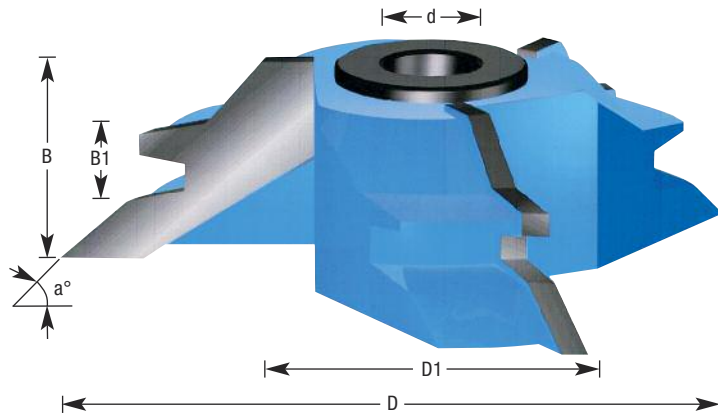


ØD	ØD1	B	B1	Ød	Rub Collar	Tool No.
2-5/8	2-1/4	1-3/16	3/8	1/2 & 3/4	C-026**	911
2-13/16	2-1/2	1-3/16	3/8	1 & 1-1/4	C-017***	SC617

*Rub collar for 1/2" arbor only! **Rub collar for 3/4" arbor only! ***Rub collar for 1-1/4" arbor only!

For rub collars & bushings, see pages 371-372.

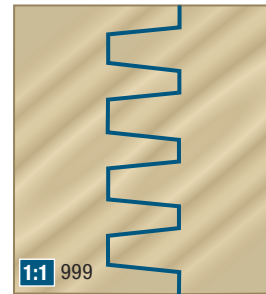
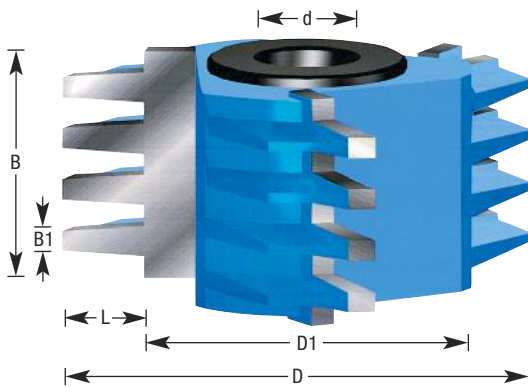
LOCK MITER



ØD	ØD1	B	B1	a°	Ød	Rub Collar	Tool No.
3-3/4	2	1	3/8	45°	1/2 & 3/4	C-006**	998
4-17/32	2-31/64	1	3/8	45°	1 & 1-1/4	C-017***	SC619

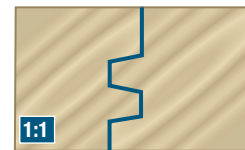
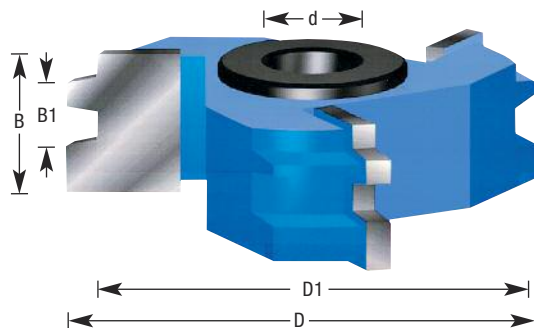
Replacement 'T' bushing(s) #BU-550.

FINGER JOINT



ØD	ØD1	B	B1	L	Ød	Rub Collar	Tool No.
2-7/8	2-1/8	1-1/2	11/32	3/8	1/2 & 3/4	C-011**	999
3	2-1/4	1-1/2	13/64	3/8	1 & 1-1/4	—	SC300

GLUE JOINT


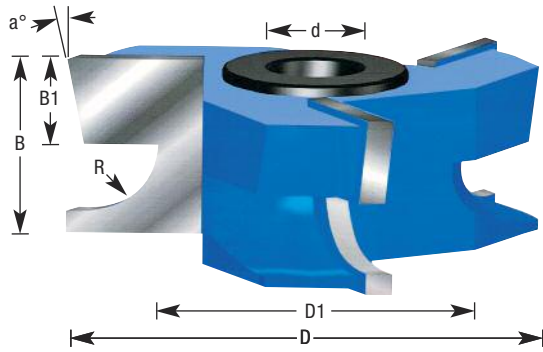


ØD	ØD1	B	B1	Ød	Rub Collar	Tool No.
2-5/8	2-3/8	3/4	11/32	1/2 & 3/4	C-014**	933

*Rub collar for 1/2" arbor only! **Rub collar for 3/4" arbor only! ***Rub collar for 1-1/4" arbor only!


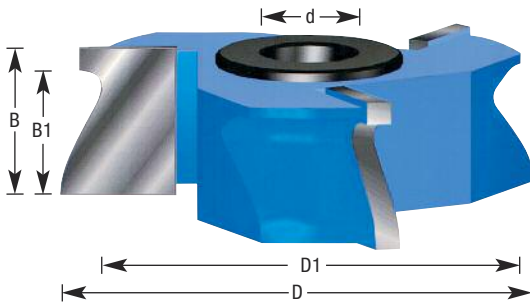
DOOR LIP

Corner Round & Rabbet • Counter-Clockwise, Rabbet Up




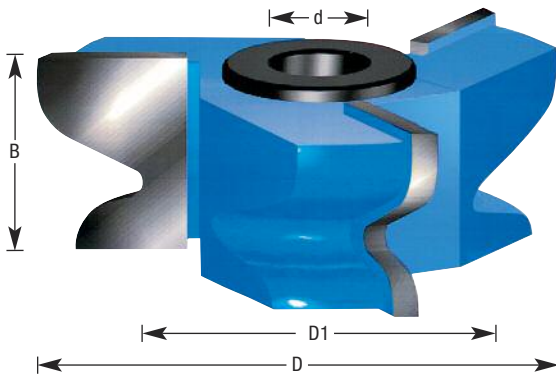
ØD	ØD1	B	B1	R	a°	Ød	Rub Collar	Tool No.
2-5/8	1-3/4	1-3/16	5/8	3/8	10°	1/2 & 3/4	C-006**	900

Corner Round & Ogee



ØD	ØD1	B	B1	Ød	Rub Collar	Tool No.
2-5/8	2-1/4	1	13/16	1/2 & 3/4	C-023**	992

Ogee & Cove




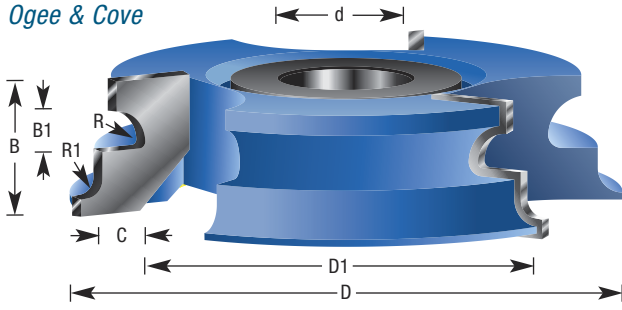
ØD	ØD1	B	Ød	Rub Collar	Tool No.
2-5/8	1-1/2	1	1/2 & 3/4	47806**	993

*Rub collar for 1/2" arbor only! **Rub collar for 3/4" arbor only! ***Rub collar for 1-1/4" arbor only!

For rub collars & bushings, see pages 371-372.


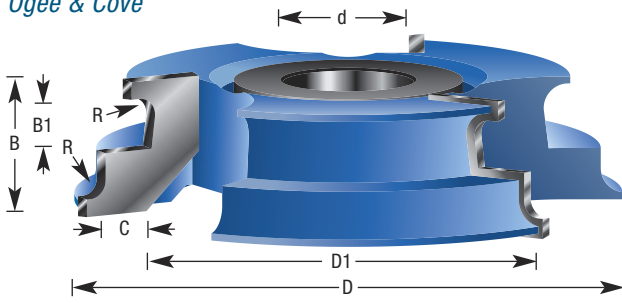
DOOR LIP

Ogee & Cove



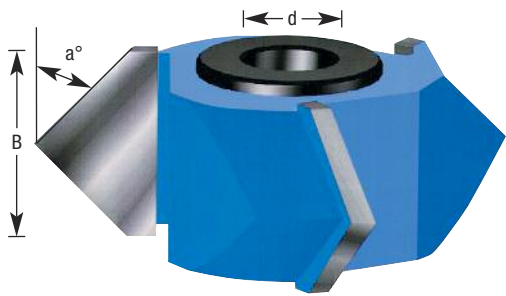
ØD	ØD1	B	B1	C	R	R1	Ød	Tool No.
4-5/16	3-1/8	1-1/32	9/32	3/8	1/4	1/8	1 & 1-1/4	SC462

Ogee & Cove



ØD	ØD1	B	B1	C	R	Ød	Tool No.
4-5/16	3-1/8	1-1/32	3/8	13/32	1/8	1 & 1-1/4	SC464


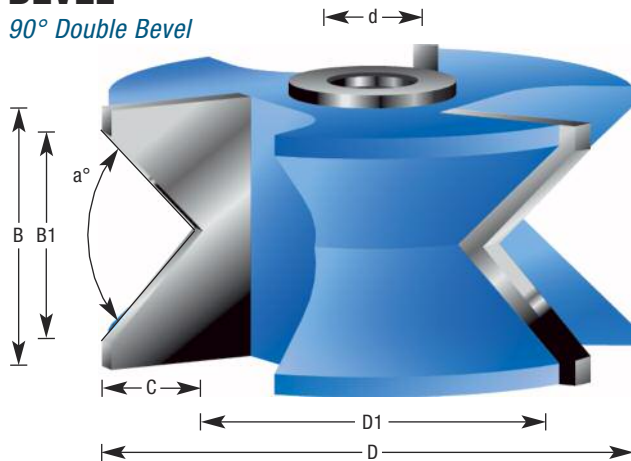
90° V-GROOVE



ØD	B	a°	Ød	Rub Collar	Tool No.
2-5/8	15/16	45°	1/2 & 3/4	47810**	957

BEVEL

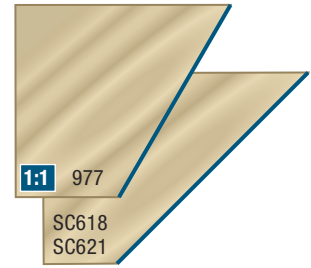
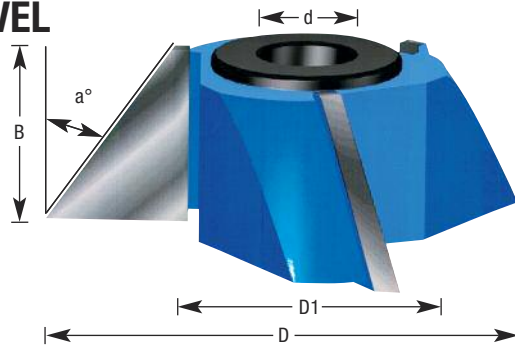
90° Double Bevel



ØD	ØD1	B	B1	a°	C	Ød	Rub Collar	Tool No.
2-5/8	1-11/16	1-3/16	15/16	90°	15/32	1/2 & 3/4	C-005**	SC638

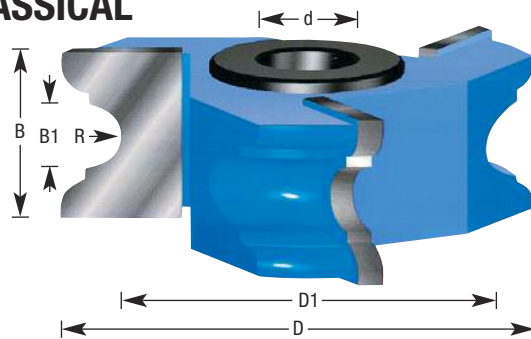
*Rub collar for 1/2" arbor only! **Rub collar for 3/4" arbor only! ***Rub collar for 1-1/4" arbor only!

BEVEL




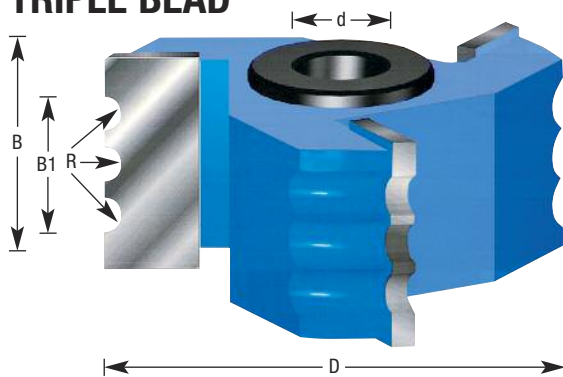
Description	ØD	ØD1	B	a°	Ød	Rub Collar	Tool No.
30° Bevel	2-5/8	1-3/8	1	30°	1/2 & 3/4	C-044**	977
45° Bevel	3-1/2	1-1/2	1	45°	1/2 & 3/4	C-011**	SC618
45° Bevel	4	2	1	45°	1 & 1-1/4	C-050***	SC621

CLASSICAL




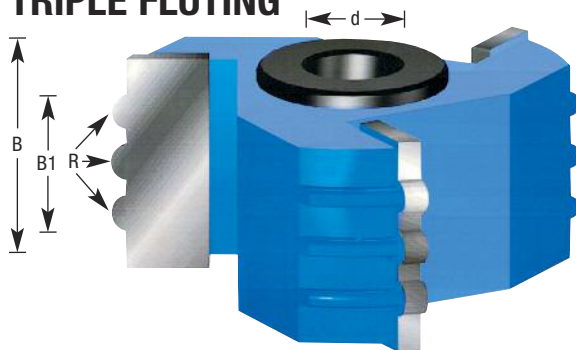
ØD	ØD1	B	B1	R	Ød	Rub Collar	Tool No.
2-5/8	2	1	3/8	3/16	1/2 & 3/4	C-004**	964

TRIPLE BEAD



ØD	B	B1	R	Ød	Rub Collar	Tool No.
2-5/8	1	5/8	5/64	1/2 & 3/4	C-015**, C-028**	960

TRIPLE FLUTING



ØD	B	B1	R	Ød	Rub Collar	Tool No.
2-5/8	1	5/8	5/64	1/2 & 3/4	C-015**, C-028**	961

*Rub collar for 1/2" arbor only! **Rub collar for 3/4" arbor only! ***Rub collar for 1-1/4" arbor only!

For rub collars & bushings, see pages 371-372.

ADD A TOUCH OF

Elegance
TO YOUR WALLS

WAINSCOT/PANELING

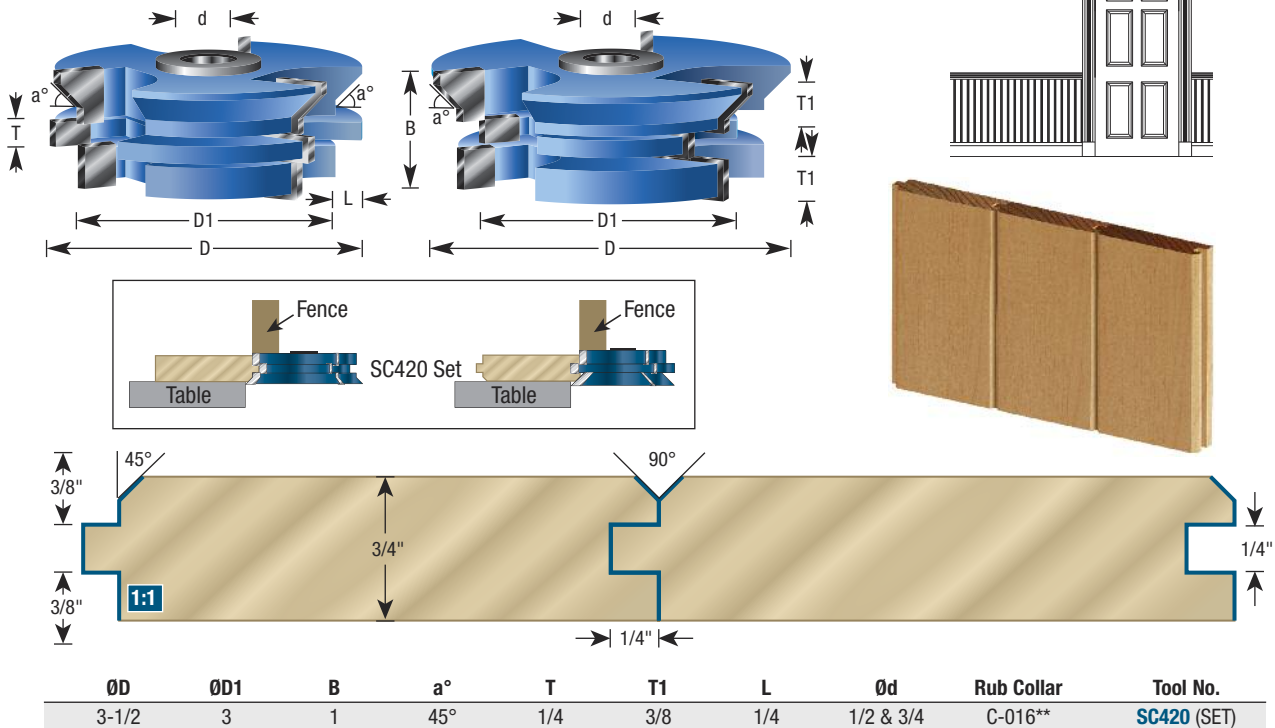
For 3/4" Material



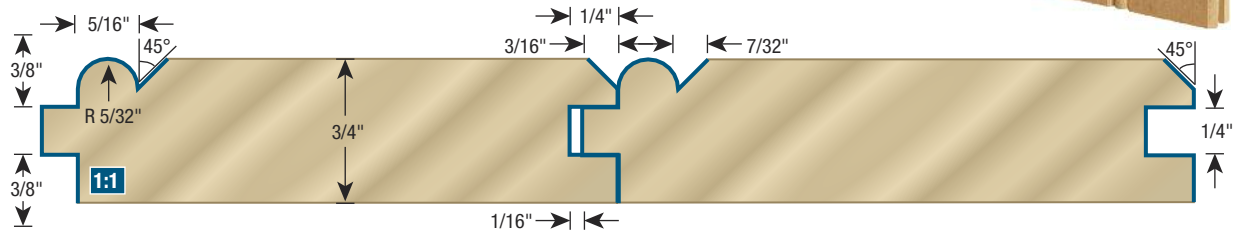
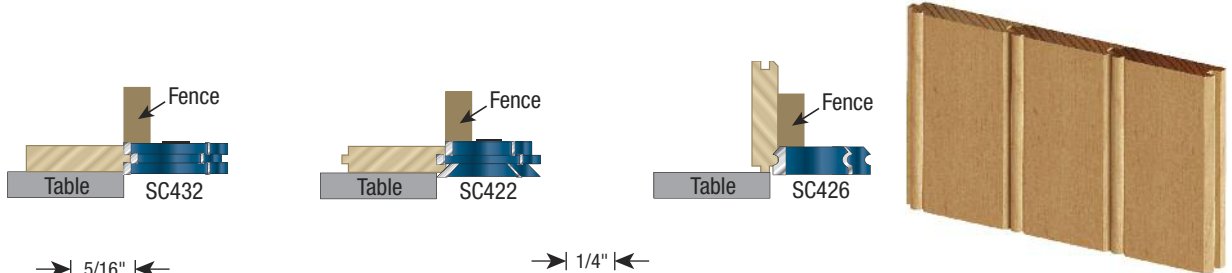
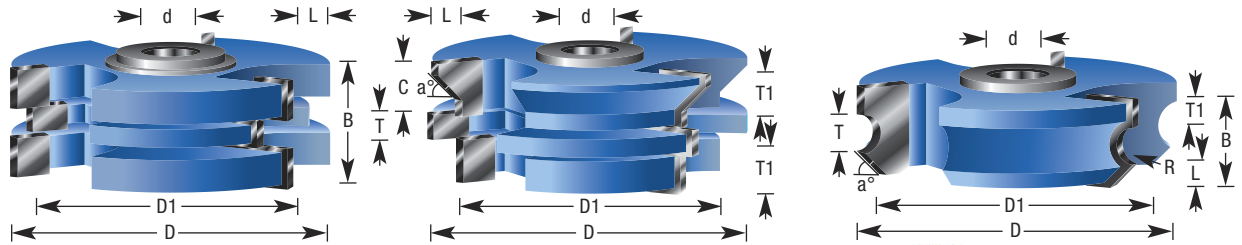
Wainscot and paneling are a great way to add visual interest to walls. Paneling is used to cover an entire wall while wainscot stops at the chair rail. Amana Tool® offers three styles of profiles to choose from.

The first, wainscot with a 'V', provides a simple forty-five degree 'V' profile along the edges of the stock. The other two sets create a 5/16" diameter bead along the edges of the stock. All three sets are designed for 3/4" thick stock and create an interlocking 1/4" tongue-and-groove joint for ease of assembly.

Wainscot With 'V' Cutters

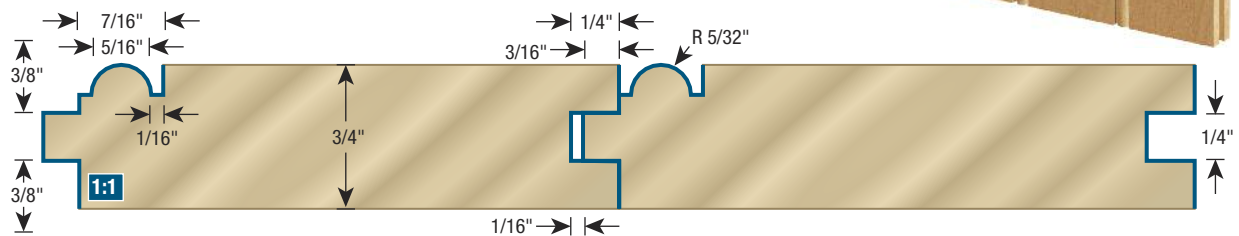
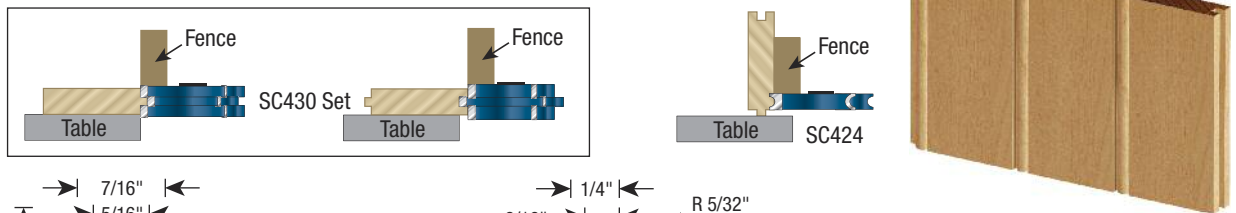
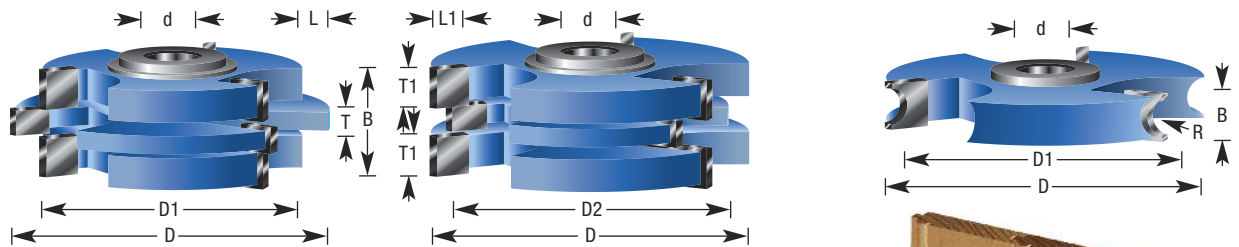


Wainscot With 'V' & Bead Cutters



ØD	ØD1	B	a°	T	T1	R	L	Ød	Rub Collar	Tool No.
3	2-5/8	1	—	1/4	3/8	—	3/16	1/2 & 3/4	47822**	SC432
3	2-1/2	1	45°	3/8	1/4	—	1/4	1/2 & 3/4	C-016**	SC422
2-13/16	2-3/8	25/32	45°	5/16	1/4	5/32	7/32	1/2 & 3/4	C-016**	SC426

Wainscot With Bead Cutters



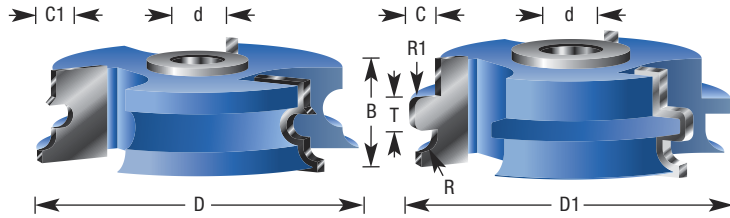
ØD	ØD1	ØD2	B	T	T1	R	L	L1	Ød	Rub Collar	Tool No.
3	2-1/2	2-5/8	1	1/4	3/8	—	1/4	3/16	1/2 & 3/4	47822**	SC430 (SET)
3	2-11/16	—	7/16	1/16	5/16	5/32	—	—	1/2 & 3/4	C-019**	SC424

*Rub collar for 1/2" arbor only! **Rub collar for 3/4" arbor only! ***Rub collar for 1-1/4" arbor only!

For rub collars & bushings, see pages 371-372.

FLOORING SET WITH NAIL SLOT FOR 5/8" TO 3/4" MATERIAL

Build your own wood floors with this matched shaper cutter set, which ensures perfectly aligned tongue and groove flooring strips. The unique rounded edge created by these cutters makes flooring fast and easy to install, while the nail slot helps prevent splitting.




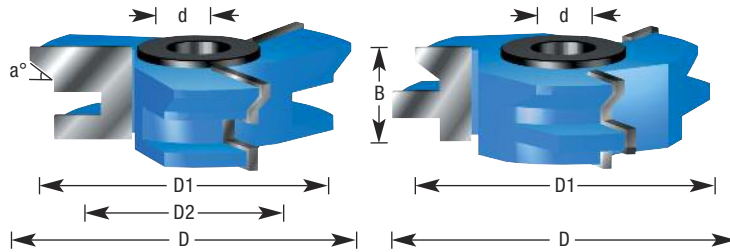
ØD	ØD1	B	C	C1	T	R	R1	Ød	Rub Collar	Tool No.
2-5/8	2-21/32	7/8	1/4	—	1/4	1/8	1/16	3/4	—	SC453 <i>New</i>
3-1/4	2-25/32	7/8	1/4	11/32	1/4	1/8	1/16	1/2 & 3/4	C-029, C-014**	SC450
3-1/4	2-13/16	7/8	1/4	11/32	1/4	1/8	1/16	1 & 1-1/4	C-018, C-040***	SC451

V-PANELING 2-PIECE SETS

'V' paneling is a quick and easy way to add architectural detail to any room. These two-piece sets are perfectly matched so that you can shape precisely milled paneling strips in any wood species.

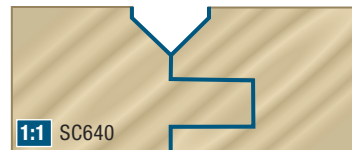
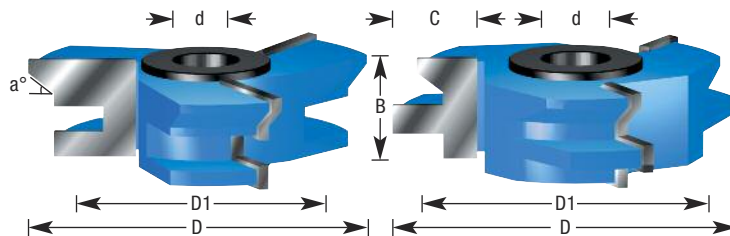


With 1/4"W x 3/8"D Tongue & Groove



ØD	ØD1	ØD2	B	a°	Ød	Rub Collar	Tool No.
2-5/8	2-1/4	1-1/2	29/32	45°	1/2 & 3/4	C-008**	938

V-Paneling Cutter Set



ØD	ØD1	B	C	a°	Ød	Rub Collar	For Material	Tool No.
2-5/8	1-1/8	3/4	7/16	45°	1/2 & 3/4	C-006, C-011**	1/2 - 3/4	SC640
2-3/4	2	1	5/8	45°	1/2 & 3/4	C-010, C-043**	3/4 - 1	SC642

*Rub collar for 1/2" arbor only! **Rub collar for 3/4" arbor only! ***Rub collar for 1-1/4" arbor only!

REVERSIBLE STILE & RAIL CABINET DOOR SETS WITH BALL BEARING FOR 3/4" TO 1-1/4" MATERIAL

Roman Ogee

Assembly 'A' and Assembly 'B' diagrams showing dimensions: ØD, B, R, T, L, C, L, Ød. Includes a wood cross-section and a 1:1 detail of the Roman Ogee profile.

ØD	B	R	T	L	C	L	Ød	Repl. Ball Bearing	Tool No.
2-13/32	1	5/16	1/4	3/8	3/8	3/8	1/2 & 3/4	47757 (42mm x 3/4 x 9mm)	SC586
2-29/32	1	5/16	1/4	3/8	5/8	5/8	1/2 & 3/4	47757 (42mm x 3/4 x 9mm)	SC579

Tongue & Groove

Assembly 'A' and Assembly 'B' diagrams showing dimensions: ØD, B, R, T, L, C, L, Ød. Includes a wood cross-section and a 1:1 detail of the Tongue & Groove profile.

ØD	B	R	T	L	C	L	Ød	Repl. Ball Bearing	Tool No.
2-13/32	3/4	-	1/4	3/8	3/8	3/8	1/2 & 3/4	47757 (42mm x 3/4 x 9mm)	SC577

Bevel

Assembly 'A' and Assembly 'B' diagrams showing dimensions: ØD, B, a°, T, L, C, L, Ød. Includes a wood cross-section and a 1:1 detail of the Bevel profile.

ØD	B	a°	T	L	C	L	Ød	Repl. Ball Bearing	Tool No.
2-13/32	1	18.6	1/4	3/8	3/8	3/8	1/2 & 3/4	47757 (42mm x 3/4 x 9mm)	SC587
2-1/2	1-1/4	45	1/4	3/8	3/8	3/8	1/2 & 3/4	47757 (42mm x 3/4 x 9mm)	SC597 <i>New</i>

Classical

Assembly 'A' and Assembly 'B' diagrams showing dimensions: ØD, B, R, T, L, C, L, Ød. Includes a wood cross-section and a 1:1 detail of the Classical profile.

ØD	B	R	T	L	C	L	Ød	Repl. Ball Bearing	Tool No.
2-13/32	1	9/64	1/4	3/8	3/8	3/8	1/2 & 3/4	47757 (42mm x 3/4 x 9mm)	SC588

Convex/Concave

Assembly 'A' and Assembly 'B' diagrams showing dimensions: ØD, B, R, T, L, C, L, Ød. Includes a wood cross-section and a 1:1 detail of the Convex/Concave profile.

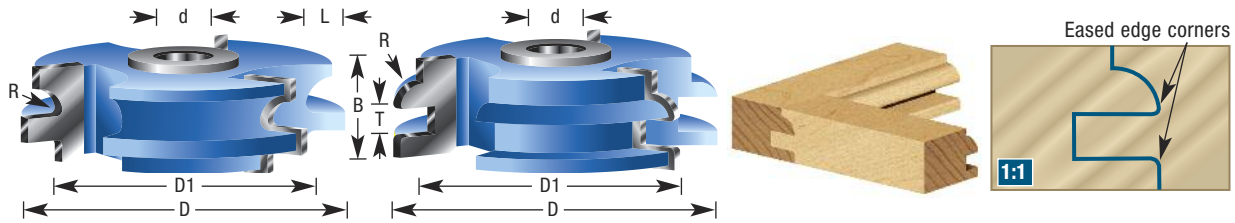
ØD	B	R	T	L	C	L	Ød	Repl. Ball Bearing	Tool No.
2-13/32	1	3/16	1/4	3/8	3/8	3/8	1/2 & 3/4	47757 (42mm x 3/4 x 9mm)	SC589

*Rub collar for 1/2" arbor only! **Rub collar for 3/4" arbor only! ***Rub collar for 1-1/4" arbor only!

For rub collars & bushings, see pages 371-372.

STILE & RAIL CABINET DOOR SET FOR 5/8" TO 3/4" MATERIAL

Concave With Eased Edge

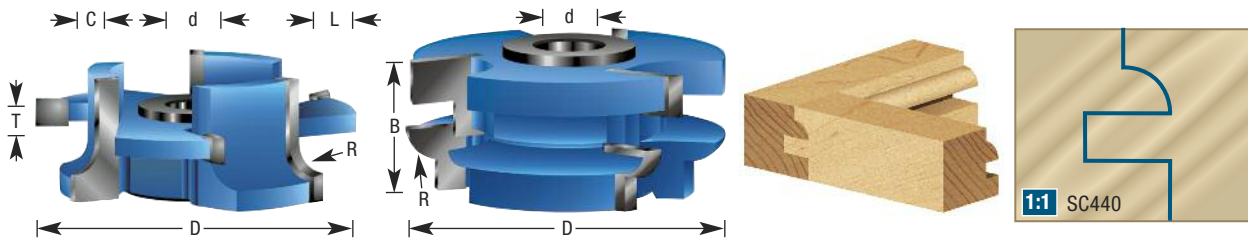


ØD	ØD1	B	T	L	R	Ød	Rub Collar	Tool No.
3	2-9/32	3/4	1/4	11/32	1/4	1/2 & 3/4	C-014**	SC441

STILE & RAIL CABINET DOOR SETS FOR 3/4" TO 1" MATERIAL

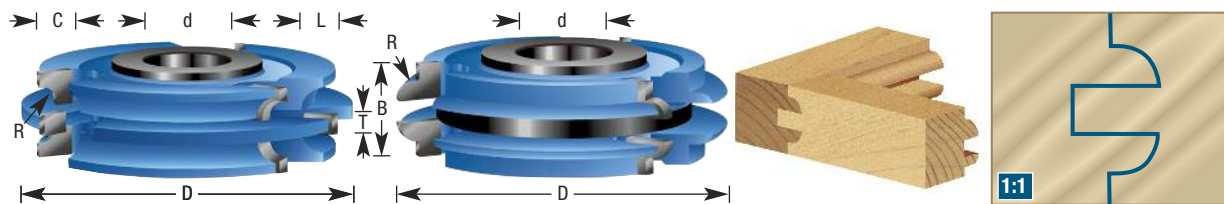
These Stile & Rail sets are great for making cabinet doors.

Concave



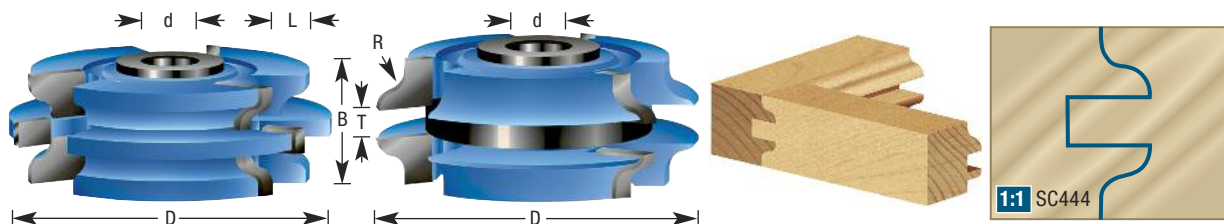
ØD	C	B	T	L	R	Ød	Rub Collar	Tool No.
2-7/16	1/4	1	1/4	7/16	15/64	1/2 & 3/4	C-009**	SC440
3-9/16	1/4	1	1/4	7/16	1/4	1 & 1-1/4	C-019, C-021, C-032***	SC540

Concave



ØD	C	B	T	L	R	Ød	Rub Collar	Tool No.
3-9/16	1/4	1	1/4	7/16	13/64	1 & 1-1/4	C-019, C-021, C-032***	SC550

Ogee

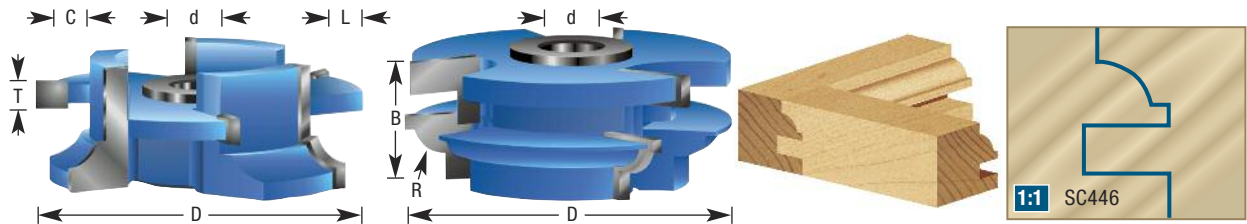


ØD	B	T	L	R	Ød	Rub Collar	Tool No.
2-11/16	1	1/4	7/16	1/8	1/2 & 3/4	C-007, C-012**	SC444

*Rub collar for 1/2" arbor only! **Rub collar for 3/4" arbor only! ***Rub collar for 1-1/4" arbor only!

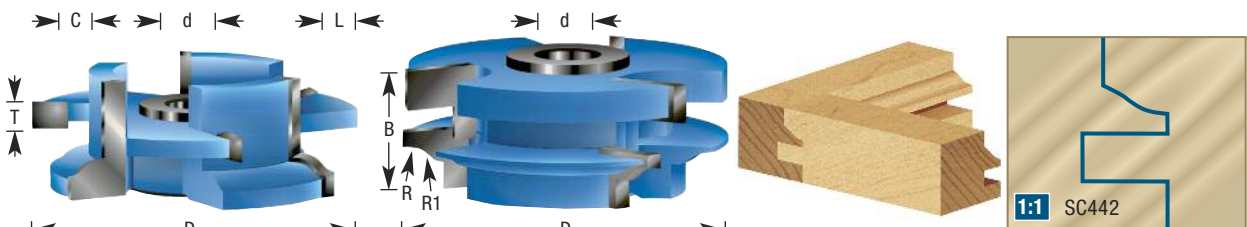
STILE & RAIL CABINET DOOR SETS FOR 3/4" MATERIAL

Bead



ØD	C	B	T	L	R	Ød	Rub Collar	Tool No.
2-11/16	3/8	1	1/4	7/16	9/32	1/2 & 3/4	C-007, C-010**	SC446
3-9/16	3/8	1	1/4	7/16	9/32	1 & 1-1/4	C-019, C-020***	SC546

Ogee

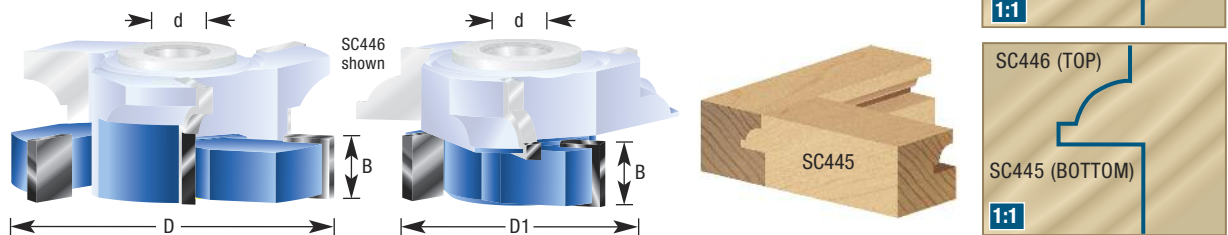


ØD	C	B	T	L	R	R1	Ød	Rub Collar	Tool No.
2-11/16	3/8	1	1/4	7/16	5/16	3/16	1/2 & 3/4	C-007, C-010**	SC442
3-9/16	3/8	15/16	1/4	7/16	1/4	3/16	1 & 1-1/4	C-019, C-020***	SC542

GLASS DOOR & MULLION SET

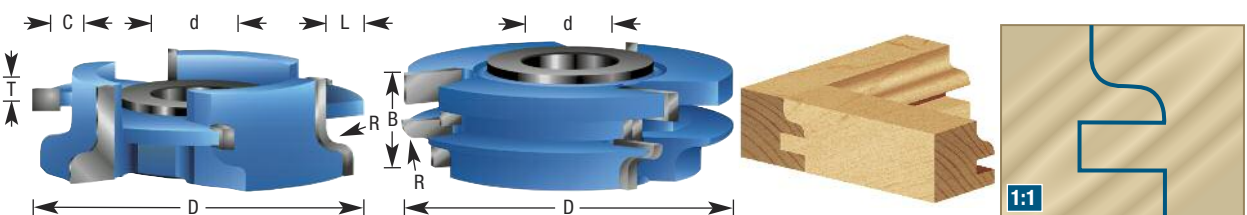
For SC442 And SC446

Used in conjunction with cutter SC442 and SC446 to make rabbets for the back of doors for glass door panels or mullions. Glass must be secured in place with molding.



ØD	ØD1	B	Ød	Tool No.
2-7/8	1-13/16	1/2	3/4	SC445

Ogee



ØD	C	B	T	L	R	Ød	Rub Collar	Tool No.
3-9/16	3/8	1	1/4	7/16	9/64	1 & 1-1/4	C-019, C-020***	SC548

*Rub collar for 1/2" arbor only! **Rub collar for 3/4" arbor only! ***Rub collar for 1-1/4" arbor only!

For rub collars & bushings, see pages 371-372.

INDUSTRIAL

Tongue & Groove

Cabinet Doors with Flat Panel



- Cut precise grooves to accommodate undersized plywood
- Rattle-free fit
- Mission/Shaker style

instile™
 & RAIL SYSTEM

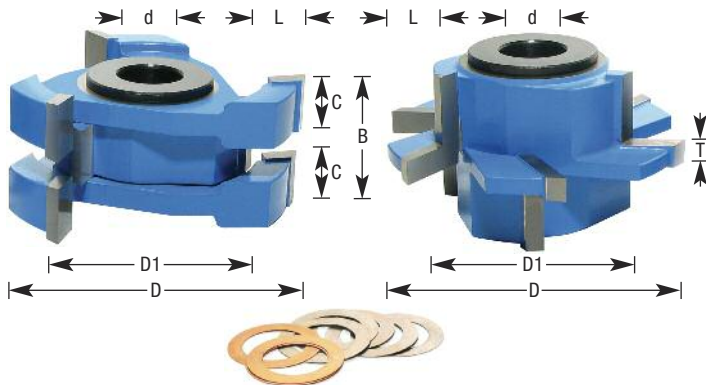
MISSION STYLE
 FLAT PANEL CABINET DOOR MAKING SET



ADJUSTABLE TONGUE & GROOVE CABINET DOOR SETS 5/8" TO 1-1/4" MATERIAL

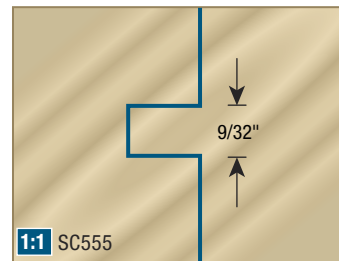

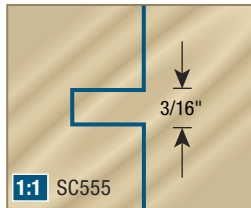

Shaker and Arts & Crafts

- Designed to cut precise grooves to provide undersized plywood veneered panels with a snug rattle-free fit.
- Adjust the panel groove width 3/16" to 9/32" for 1/4" plywood.
- 5.5mm for undersized 1/4" plywood and 5.9mm for oversized 1/4" veneered plywood.



See Pages 182-183 for
 Instile & Rail System™
 Adjustable Tongue & Groove
 Router Bit Sets.

See Page 365 for
 Instile & Rail System™
 Adjustable Tongue & Groove
 Insert Carbide Shaper Cutter Set.



ØD	ØD1	B	C	T	L	Ød	Rub Collar	Tool No.
2-3/8	1-5/8	1 to 1-5/16	7/16	3/16 to 9/32	3/8	1/2 & 3/4	C-005**	SC555
2-59/64	2-5/32	1-1/16 to 1-21/64	7/16	3/16 to 9/32	3/8	1 & 1-1/4	C-051***	SC553

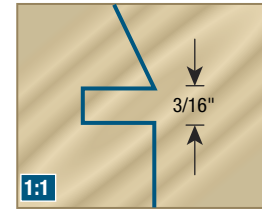
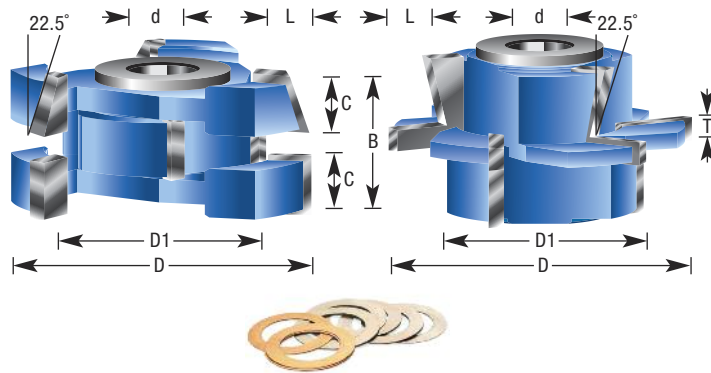
*Rub collar for 1/2" arbor only! **Rub collar for 3/4" arbor only! ***Rub collar for 1-1/4" arbor only!

For rub collars & bushings, see pages 371-372.

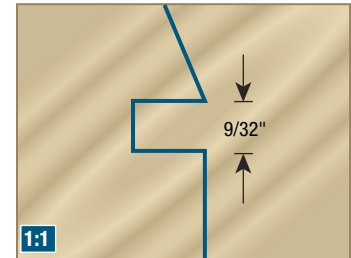


**ADJUSTABLE TONGUE & GROOVE
 CABINET DOOR SET
 5/8" TO 1-1/4" MATERIAL**

Accommodates Undersized Plywood • Straight With 22.5° Bevel (Shaker)



Minimum



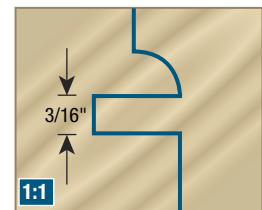
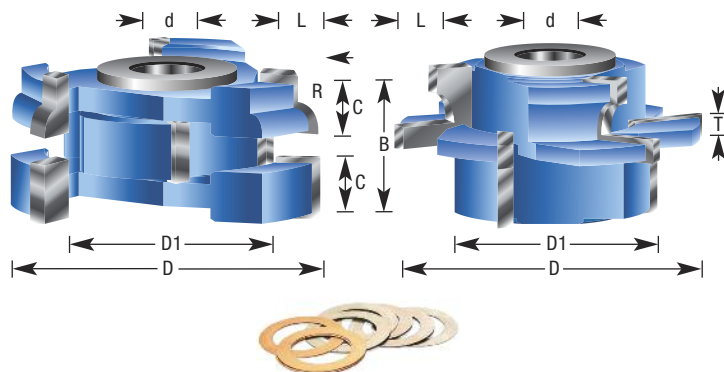
Maximum

ØD	ØD1	B	C	T	L	Ød	Rub Collar	Tool No.
2-3/8	1-5/8	1-1/16 to 1-21/64	7/16	3/16 to 9/32	3/8	1/2 & 3/4	C-005**	SC565

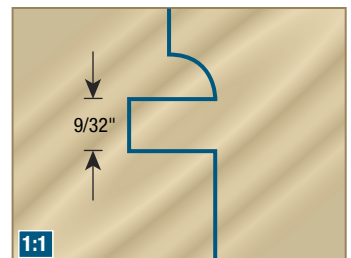


**ADJUSTABLE TONGUE & GROOVE
 CABINET DOOR SET
 5/8" TO 1-1/4" MATERIAL**

Accommodates Undersized Plywood • Concave



Minimum




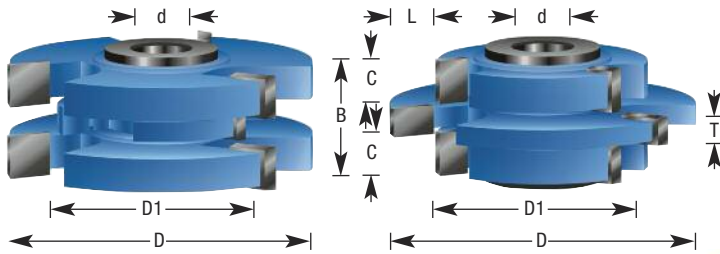
Maximum

ØD	ØD1	B	R	C	T	L	Ød	Rub Collar	Tool No.
2-3/8	1-57/64	1-1/16 to 1-21/64	15/64	7/16	3/16 to 9/32	3/8	1/2 & 3/4	C-005**	SC568

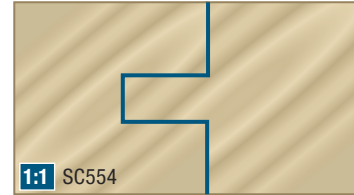
*Rub collar for 1/2" arbor only! **Rub collar for 3/4" arbor only! ***Rub collar for 1-1/4" arbor only!

TONGUE & GROOVE CABINET DOOR SETS FOR 5/8" TO 2-1/8" MATERIAL

Mission Style – Shaker Arts & Crafts




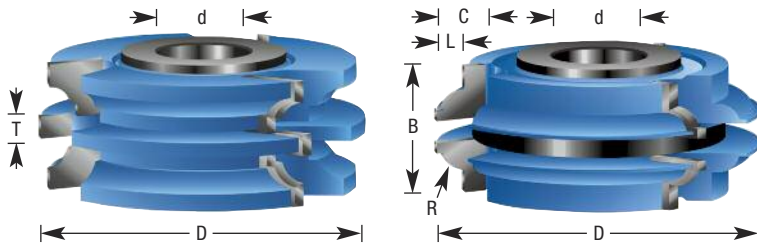
MISSION STYLE
FLAT PANEL CABINET DOOR MAKING SET



ØD	ØD1	B	C	T	L	Ød	Rub Collar	For Material	Tool No.
2-3/4	1-7/8	1	3/8	1/4	7/16	1/2 & 3/4	C-008**	5/8 to 1	SC554
3-3/8	2-1/2	1-1/8	7/16	1/4	7/16	1 & 1-1/4	C-017***	5/8 to 1-1/8	SC556
2-3/4	1-7/8	1-3/4	11/16	3/8	7/16	1/2 & 3/4	C-008**	3/4 to 1-3/4	SC558
3-1/4	2-3/8	1-3/4	11/16	3/8	7/16	1 & 1-1/4	C-041***	3/4 to 1-3/4	SC557
3-1/2	2-1/2	2-1/8	13/16	1/2	1/2	1 & 1-1/4	C-017***	1 to 2-1/8	SC559

STILE & RAIL CABINET DOOR SET FOR 1" TO 1-3/8" MATERIAL


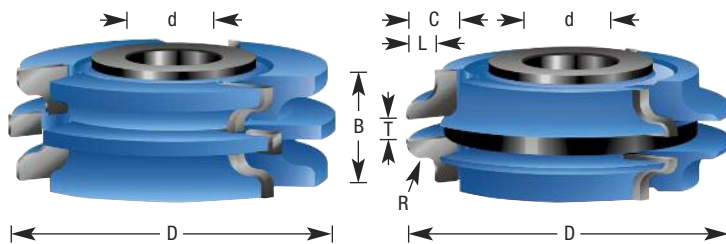
Bead



ØD	C	B	T	L	R	Ød	Rub Collar	Tool No.
3-9/16	3/8	1-3/8	1/4	7/16	9/32	1 & 1-1/4	C-019***	SC562

STILE & RAIL CABINET DOOR SET FOR 1" TO 1-3/16" MATERIAL

Ogee

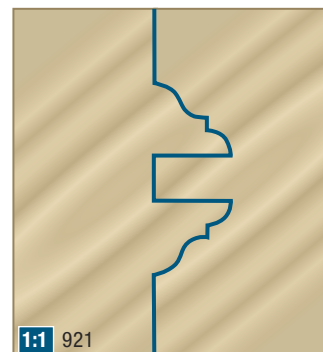
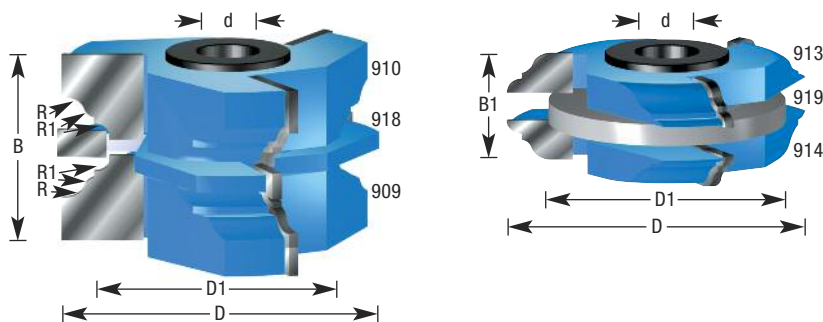


ØD	C	B	T	L	R	Ød	Rub Collar	Tool No.
3-9/16	3/8	1-3/16	1/4	7/16	5/32	1 & 1-1/4	C-019***	SC564

*Rub collar for 1/2" arbor only! **Rub collar for 3/4" arbor only! ***Rub collar for 1-1/4" arbor only!

STILE & RAIL CABINET DOOR SET FOR 1" TO 1-3/4" MATERIAL

Cabinet Molding Set with 1/4"W X 3/8"D Tongue & Groove



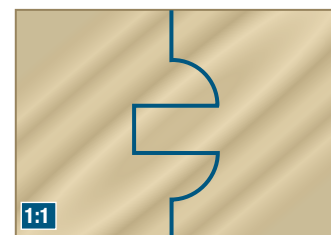
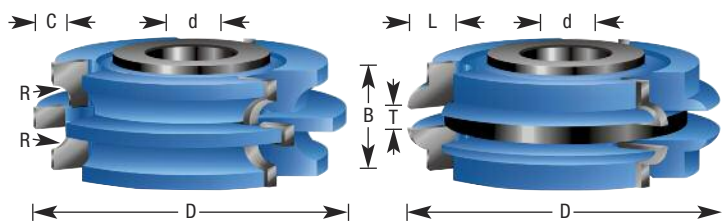
ØD	ØD1	B	B1	R	R1	Ød	Rub Collar	Tool No.
2-5/8	1-7/8	1-13/16	1	1/8	5/32	1/2 & 3/4	C-008**	921

Includes:

Cabinet R.H. female	909
Cabinet L.H. female	910
Cabinet L.H. male	913
Cabinet R.H. male	914
1/4" Straight	918
Steel spacer	919
'T' bushing, 1/2" x 3/4" (4 pcs.)	BU-550
Sleeve bushing, 1/2" x 3/4" x 1/2" long	BU-900
Sleeve bushing, 1/2" x 3/4" x 1-1/8" long	BU-930

STILE & RAIL CABINET DOOR SET FOR 7/8" TO 1-3/16" MATERIAL

Concave



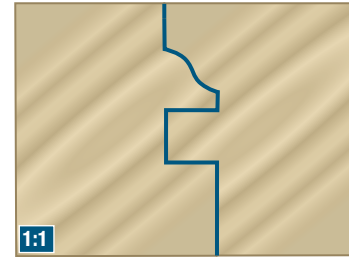
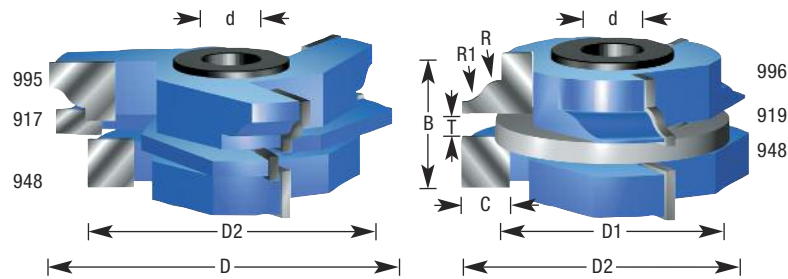
ØD	C	B	T	L	R	Ød	Rub Collar	Tool No.
2-7/8	1/4	1-3/16	1/4	7/16	15/64	1/2 & 3/4	C-009***	SC460

*Rub collar for 1/2" arbor only! **Rub collar for 3/4" arbor only! ***Rub collar for 1-1/4" arbor only!

For rub collars & bushings, see pages 371-372.

STILE & RAIL CABINET DOOR SET FOR 1-5/16" MATERIAL

Ogee



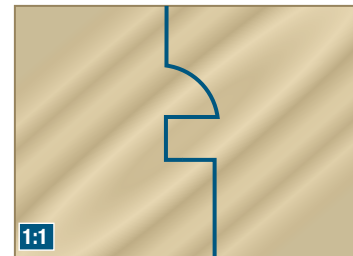
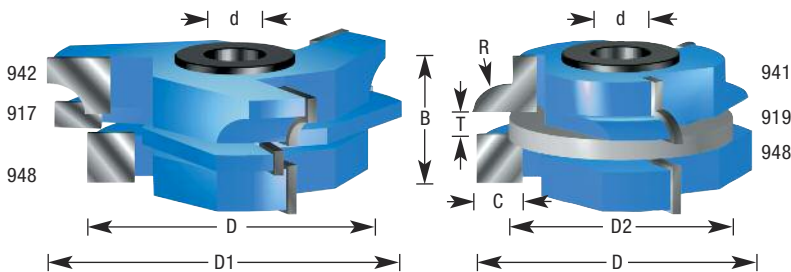
ØD	D1	D2	B	T	C	R	R1	Ød	Rub Collar	Tool No.
3-1/8	1-7/8	2-1/2	1-5/16	1/4	5/16	3/16	5/32	1/2 & 3/4	C-008, C-016**	994

Includes:

1/2" straight (2 pcs.)	948
1/4" straight	917
Steel spacer	919
Ogee stile	995
Rail for ogee stile	996
'T' bushing, 1/2" x 3/4" (4 pcs.)	BU-550
Sleeve bushing, 1/2" x 3/4" x 3/4" long (2 pcs.)	BU-910

STILE & RAIL CABINET DOOR SET FOR 1-5/16" MATERIAL

Concave



ØD	ØD1	ØD2	B	T	R	C	Ød	Rub Collars	Tool No.
2-1/2	1-7/8	3-1/8	1-17/64	1/4	5/16	5/16	1/2 & 3/4	C-008, C-016**	940


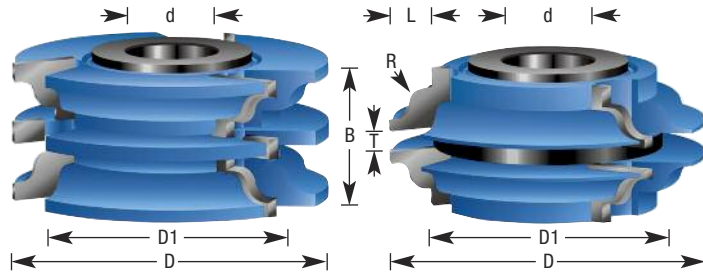
Includes:

Concave stile	941
Rail for concave stile	942
1/2" straight (2 pcs.)	948
1/4" straight	917
Steel spacer	919
'T' bushing, 1/2" x 3/4" (4 pcs.)	BU-550
Sleeve bushing, 1/2" x 3/4" x 3/4" long (2 pcs.)	BU-910

*Rub collar for 1/2" arbor only! **Rub collar for 3/4" arbor only! ***Rub collar for 1-1/4" arbor only!

STILE & RAIL CABINET DOOR SETS FOR 1-3/8" MATERIAL

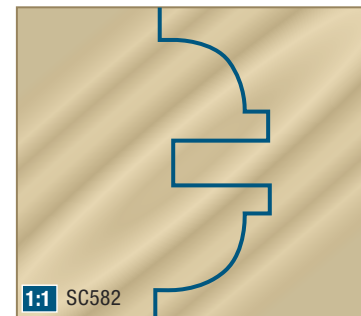
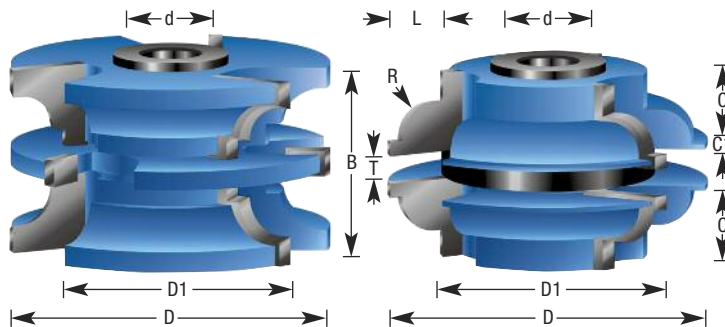
Ogee



ØD	B	D1	T	L	R	Ød	Rub Collar	Tool No.
3-9/16	1-1/2	—	1/4	9/16	3/16	1 & 1-1/4	C-017***	SC580
3-9/16	1-3/4	2-1/2	1/2	17/32	3/16	1 & 1-1/4	C-017***	SC581

STILE & RAIL CABINET DOOR SETS FOR 1-9/16" MATERIAL

Bead



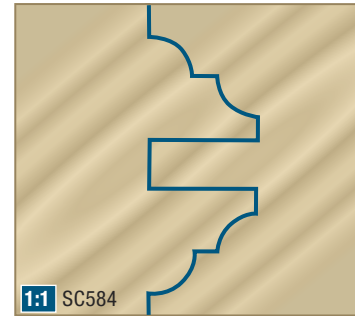
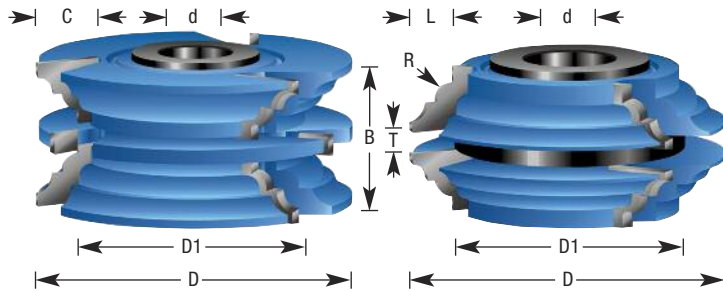
ØD	D1	B	L	C	C1	R	T	Ød	Rub Collar	Tool No.
2-27/32	1-27/32	1-9/16	1/2	17/32	1/8	5/16	7/32	1/2 & 3/4	C-007**	SC582
3-9/16	2-9/16	1-9/16	1/2	17/32	1/8	5/16	7/32	1 & 1-1/4	C-018***	SC583

*Rub collar for 1/2" arbor only! **Rub collar for 3/4" arbor only! ***Rub collar for 1-1/4" arbor only!

For rub collars & bushings, see pages 371-372.

STILE & RAIL CABINET DOOR SETS FOR 1-3/8" TO 1-5/8" MATERIAL

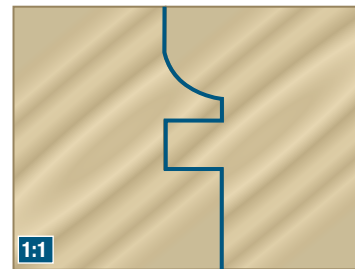
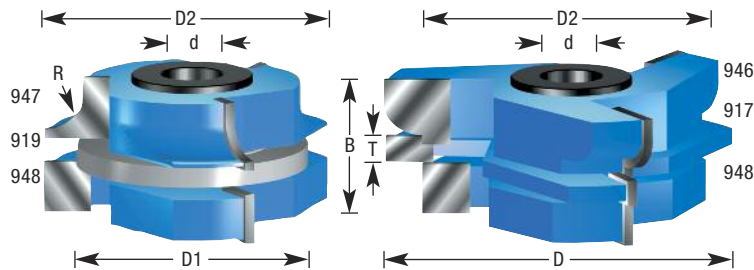
Bead & Cove



ØD	ØD1	C	B	T	L	R	Ød	Rub Collars	Tool No.
3-9/16	2-7/16	9/16	1-9/16	1/4	9/16	3/16	1/2 & 3/4	C-039**	SC585
3-9/16	—	7/8	1-5/8	1/4	9/16	13/64	1 & 1-1/4	C-018***	SC584

STILE & RAIL CABINET DOOR SET FOR 1-3/8" MATERIAL

Convex



ØD	ØD1	ØD2	B	T	R	Ød	Rub Collars	Tool No.
3-1/8	1-7/8	2-1/2	1-23/64	1/4	5/16	1/2 & 3/4	C-008, C-016**	945

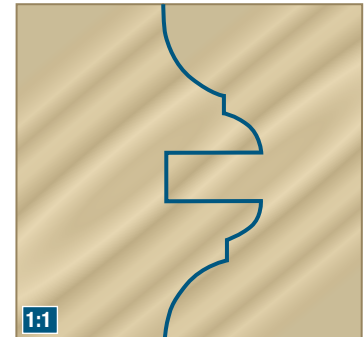
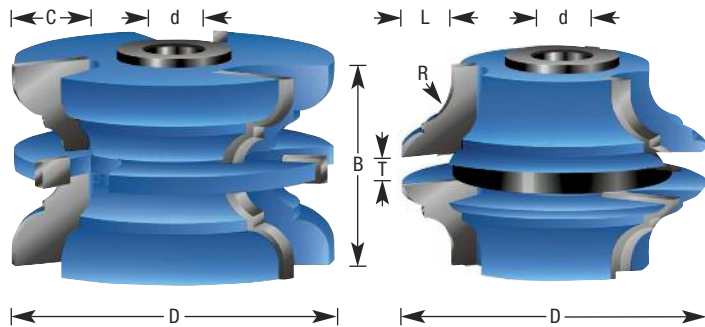
Includes:

Convex stile	946
Rail for convex stile	947
1/2" straight (2 pcs.)	948
1/4" straight	917
Steel spacer	919
'T' bushing, 1/2" x 3/4" (4 pcs.)	BU-550
Sleeve bushing, 1/2" x 3/4" x 3/4" long (2 pcs.)	BU-910

*Rub collar for 1/2" arbor only! **Rub collar for 3/4" arbor only! ***Rub collar for 1-1/4" arbor only!

STILE & RAIL EXTERIOR DOOR SET FOR 1-3/4" MATERIAL

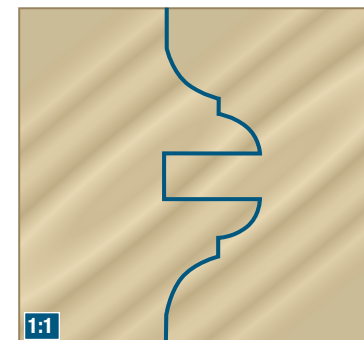
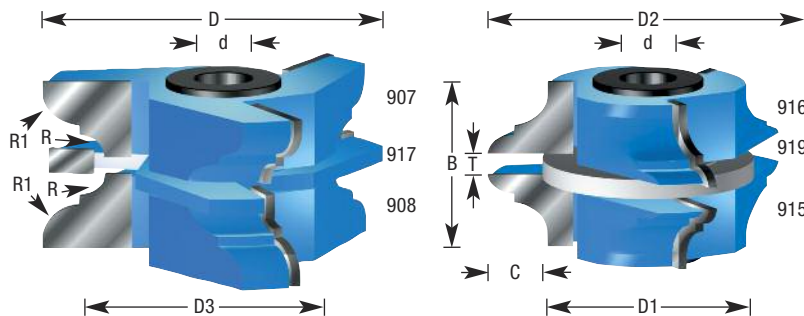
Bead & Cove



ØD	C	B	T	L	R	Ød	Rub Collar	Tool No.
2-7/8	1/2	1-3/4	1/4	1/2	21/64	1/2 & 3/4	C-008**	SC590

STILE & RAIL EXTERIOR DOOR SET FOR 1-3/4" MATERIAL

Cove & Bead



ØD	ØD1	ØD2	ØD3	T	C	B	R	R1	Ød	Rub Collars	Tool No.
3-1/8	1-7/8	2-15/16	2-1/16	1/4	17/32	1-3/4	15/64	11/32	1/2 & 3/4	C-008, C-022**	922 †

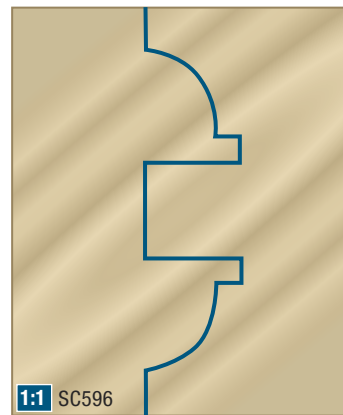

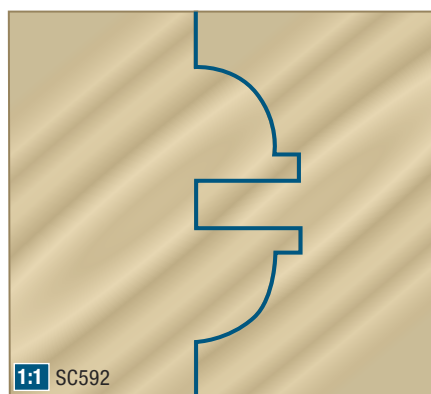
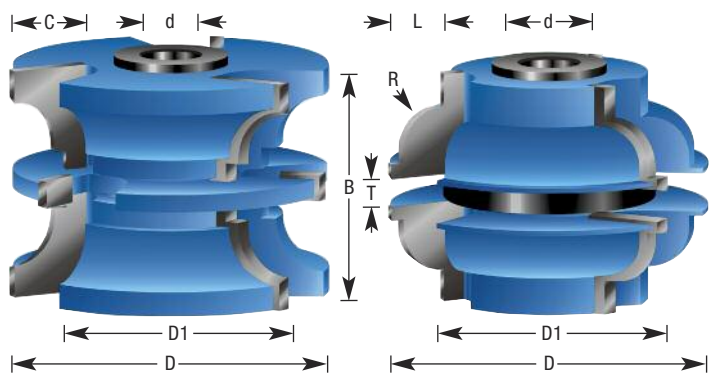
† For replacement cutters, see references in above drawing.

*Rub collar for 1/2" arbor only! **Rub collar for 3/4" arbor only! ***Rub collar for 1-1/4" arbor only!

For rub collars & bushings, see pages 371-372.

STILE & RAIL EXTERIOR DOOR SETS FOR 1-3/4" TO 2-1/8" MATERIAL

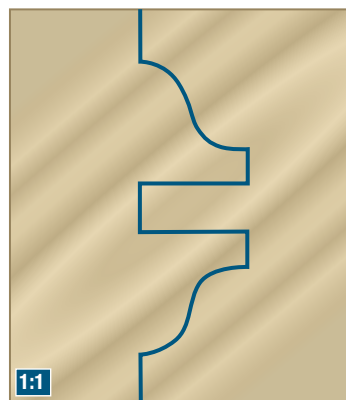
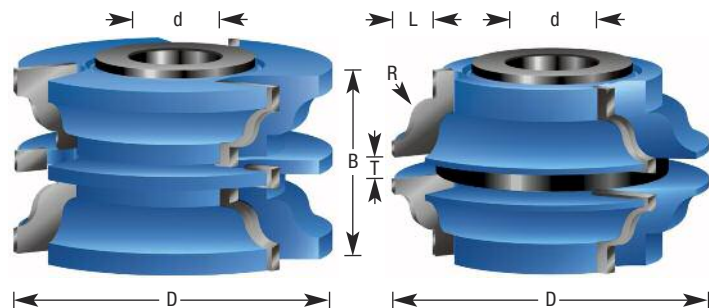
Bead



ØD	ØD1	C	B	T	L	R	Ød	Rub Collar	Tool No.
3-11/32	2-5/16	33/64	1-31/32	1/4	9/16	25/64	1 & 1-1/4	C-040***	SC593
2-7/8	1-13/16	17/32	2	1/4	9/16	25/64	1/2 & 3/4	C-007**	SC592
3-17/32	2-17/32	1/2	2-1/8	1/2	1/2	25/64	1 & 1-1/4	C-018***	SC596

STILE & RAIL EXTERIOR DOOR SET FOR 2" MATERIAL

Ogee

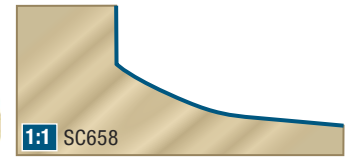
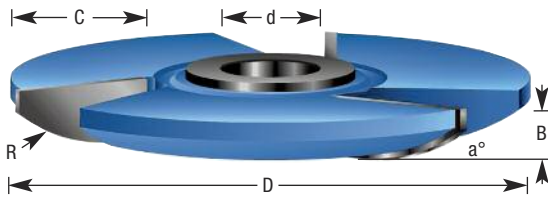


ØD	B	T	L	R	Ød	Rub Collars	Tool No.
3-9/16	2-1/16	1/4	9/16	1/4	1 & 1-1/4	C-018***	SC594

*Rub collar for 1/2" arbor only! **Rub collar for 3/4" arbor only! ***Rub collar for 1-1/4" arbor only!

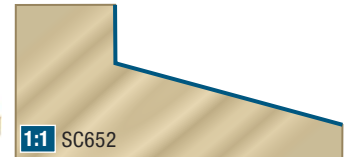
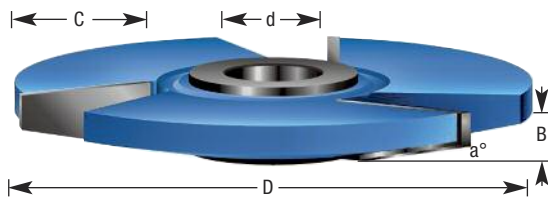
RAISED PANEL FOR 5/8" MATERIAL

Cove




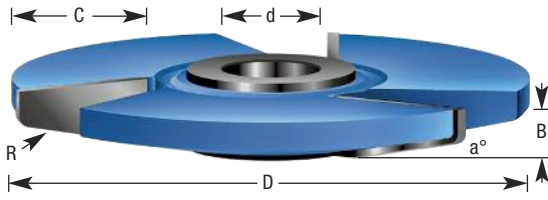
ØD	B	C	R	a°	Ød	Rub Collar	Tool No.
4-5/8	5/8	1-3/16	2-23/64	6°	1/2 & 3/4	C-005**	SC658
5-1/2	5/8	1-1/2	1-29/32	6°	1 & 1-1/4	C-017***	SC514

Traditional




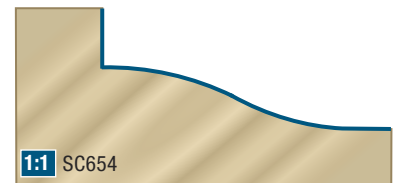
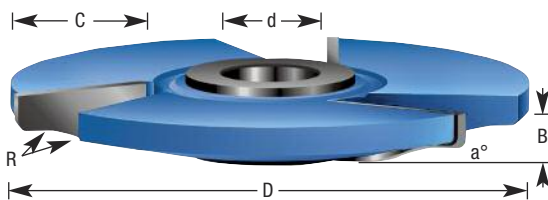
ØD	B	C	a°	Ød	Rub Collar	Tool No.
4-5/8	5/8	1-3/16	15°	1/2 & 3/4	C-005**	SC652
5-1/2	5/8	1-1/2	12°	1 & 1-1/4	C-017***	SC516

Traditional



ØD	B	C	R	a°	Ød	Rub Collar	Tool No.
4-5/8	5/8	1-3/16	5/32	5°	1/2 & 3/4	C-005**	SC650
5-1/2	5/8	1-1/2	1/8	12°	1 & 1-1/4	C-017***	SC518

Ogee



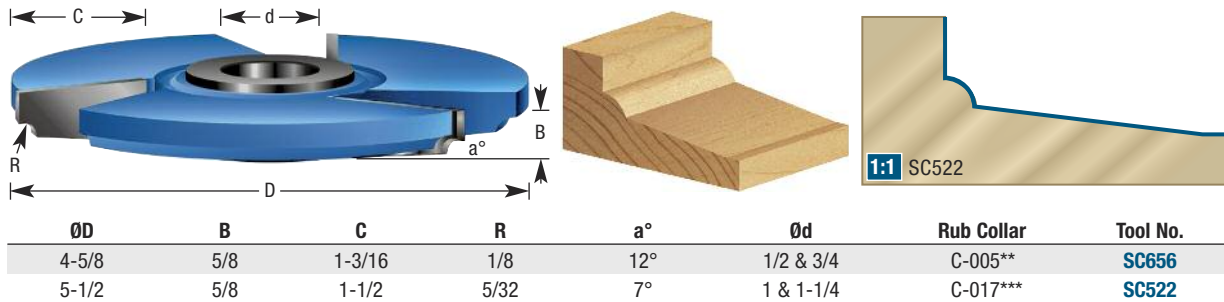
ØD	B	C	R	Ød	Rub Collar	Tool No.
4-5/8	5/8	1-3/16	1-1/2	1/2 & 3/4	C-005**	SC654
5-1/2	5/8	1-1/2	1-9/16	1 & 1-1/4	C-017***	SC520

*Rub collar for 1/2" arbor only! **Rub collar for 3/4" arbor only! ***Rub collar for 1-1/4" arbor only!

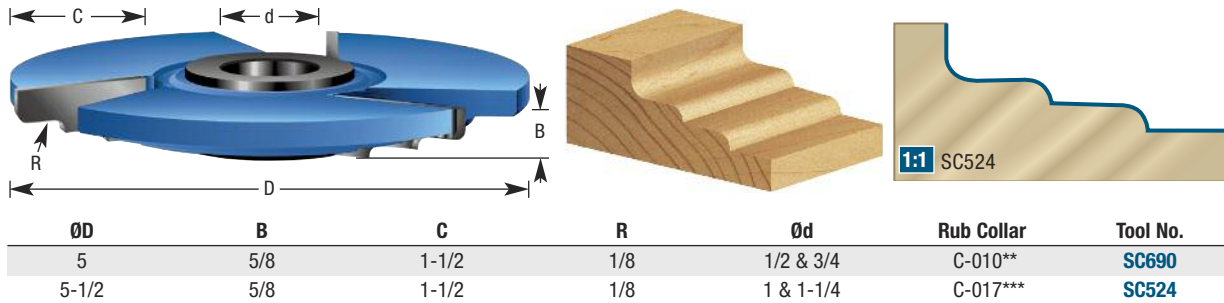
For rub collars & bushings, see pages 371-372.

RAISED PANEL FOR 5/8" MATERIAL

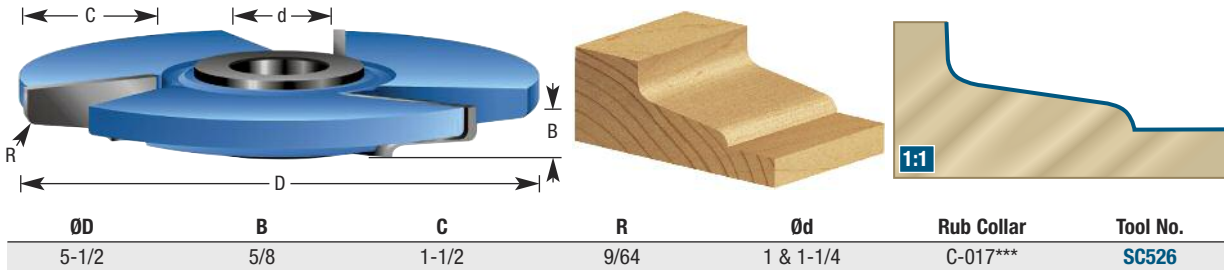
Classical



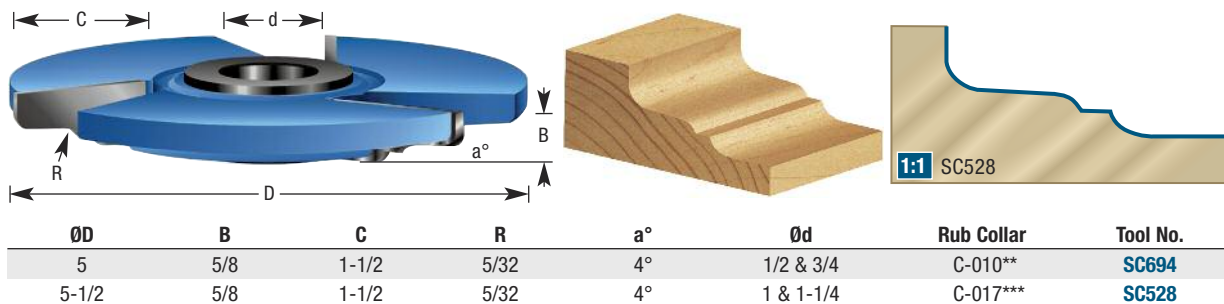
Classical



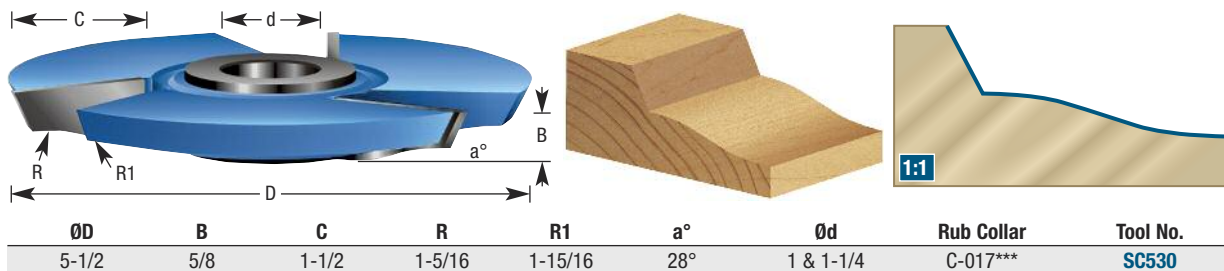
Classical



Classical



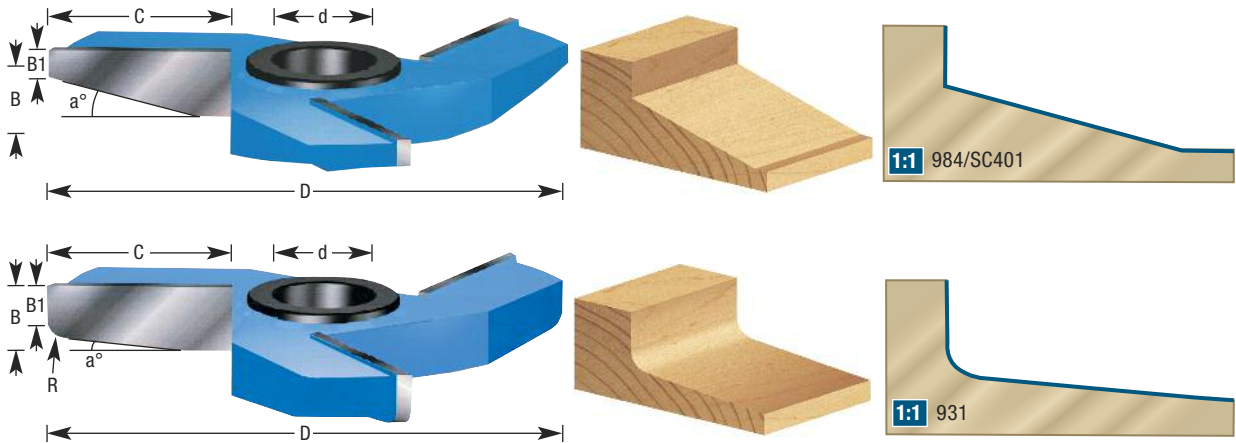
Ogee



*Rub collar for 1/2" arbor only! **Rub collar for 3/4" arbor only! ***Rub collar for 1-1/4" arbor only!

RAISED PANEL FOR 5/8" MATERIAL

Horizontal Panel Raising / Shear Face • Traditional



ØD	B	B1	R	C	a°	Ød	Rub Collar	Tool No.
4-5/8	5/8	5/16	-	1-1/2	15°	1/2 & 3/4	C-005**	SC401
5-1/2	5/8	5/16	-	1-1/2	15°	1 & 1-1/4	C-017***	984
5-1/2	5/8	3/8	5/32	1-1/2	5°	1 & 1-1/4	C-017***	931

Note: Reveal (C) shown on all above tools reflects the total length of cut. Therefore, you must deduct 3/8" (usually) for allowing the panel to recess into the frame. Replacement 'T' bushings #BU-720 (2 required).

RAISED PANEL FOR 5/8" MATERIAL

Vertical Panel Raising / Shear Face • Traditional



ØD	B	B1	C	a°	Ød	Rub Collar	Tool No.
3-1/2	5/8	5/16	1-5/8	15°	1/2 & 3/4	47822**	984-VC

Note: Reveal (C) shown on all above tools reflects the total length of cut. Therefore, you must deduct 3/8" (usually) for allowing the panel to recess into the frame. Replacement 'T' bushings #BU-720 (2 required).

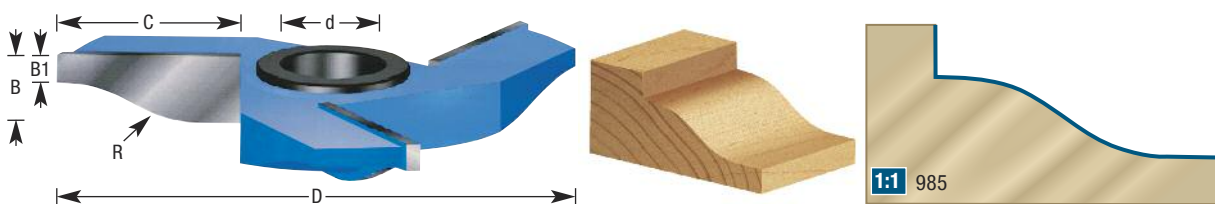
*Rub collar for 1/2" arbor only! **Rub collar for 3/4" arbor only! ***Rub collar for 1-1/4" arbor only!

For rub collars & bushings, see pages 371-372.

RAISED PANEL FOR 11/16" MATERIAL

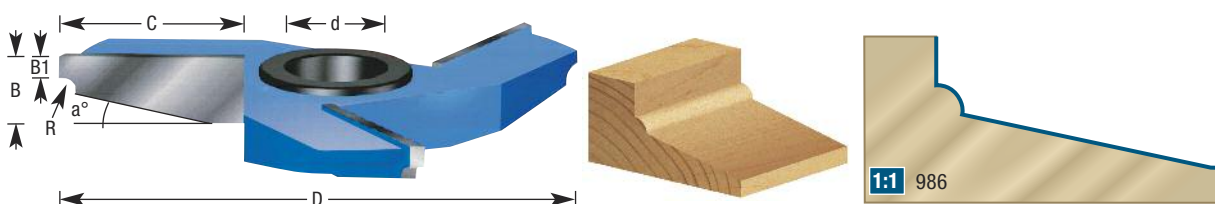
Horizontal Panel Raising / Shear Face

Ogee



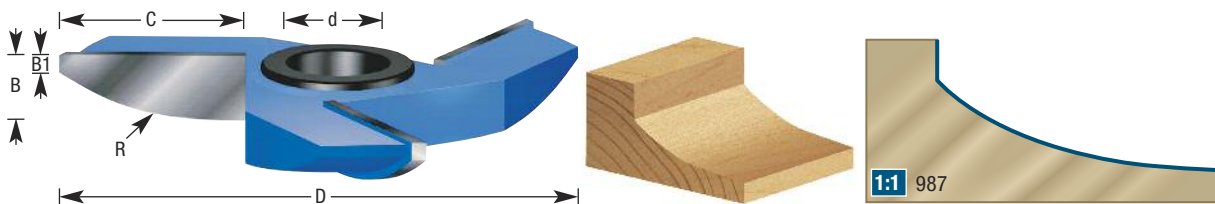
ØD	B	B1	R	C	Ød	Rub Collar	Tool No.
4-5/8	11/16	9/32	7/8	1-1/2	1/2 & 3/4	C-005**	SC403
5-1/2	11/16	9/32	3/4	1-1/2	1 & 1-1/4	C-017***	985

Classical



ØD	B	B1	R	C	a°	Ød	Rub Collar	Tool No.
4-5/8	11/16	11/32	1/8	1-1/2	12°	1/2 & 3/4	C-005**	SC405
5-1/2	11/16	11/32	1/8	1-1/2	12°	1 & 1-1/4	C-017***	986


Cove



ØD	B	B1	R	C	Ød	Rub Collar	Tool No.
4-5/8	11/16	7/32	2-1/2	1-1/2	1/2 & 3/4	C-005**	SC407
5-1/2	11/16	1/4	1-9/16	1-1/2	1 & 1-1/4	C-017***	987

RAISED PANEL BACK

With Ball Bearing Rub Collar


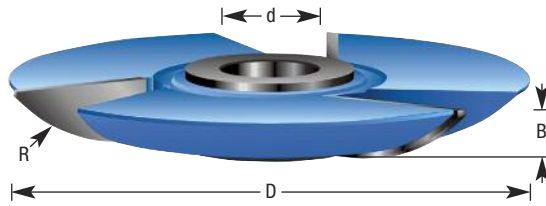


ØD	B	R	C	Ød	Rub Collar	Tool No.
3-1/2	1/2	1/4	7/8	1/2 & 3/4	C-006**	980
3-39/64	1/2	1/4	7/8	1 & 1-1/4	C-045***	989

*Rub collar for 1/2" arbor only! **Rub collar for 3/4" arbor only! ***Rub collar for 1-1/4" arbor only!

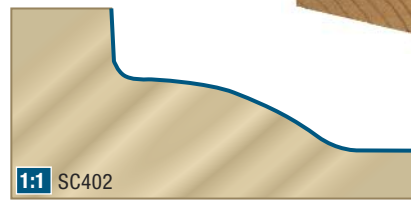
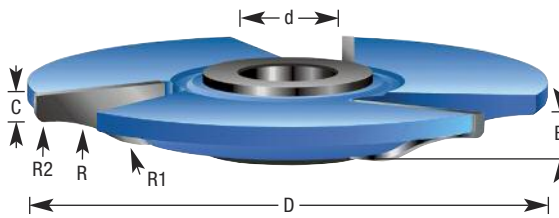
RAISED PANEL FOR 3/4" MATERIAL

Cove



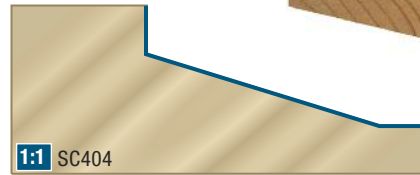
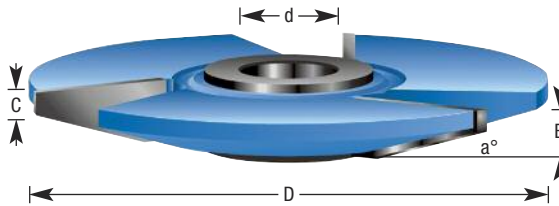
ØD	B	R	Ød	Rub Collar	Tool No.
4-15/16	11/16	1-57/64	1/2 & 3/4	C-004**	SC400
5-1/2	5/8	1-57/64	1 & 1-1/4	C-017***	SC500

Ogee



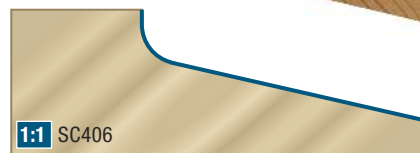
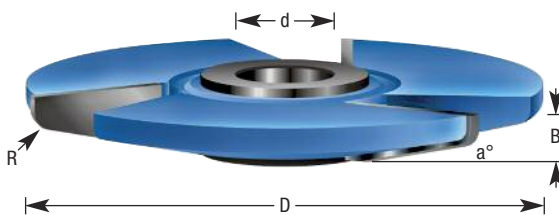
ØD	B	C	R	R1	R2	Ød	Rub Collar	Tool No.
4-15/16	23/32	3/8	1-15/32	7/8	7/8	1/2 & 3/4	C-004**	SC402
5-1/2	5/8	5/16	1-15/32	1/8	7/8	1 & 1-1/4	C-017***	SC502

Traditional



ØD	B	C	a°	Ød	Rub Collar	Tool No.
4-15/16	5/8	1/4	17°	1/2 & 3/4	C-004**	SC404
5-1/2	5/8	1/4	17°	1 & 1-1/4	C-017***	SC504

Traditional



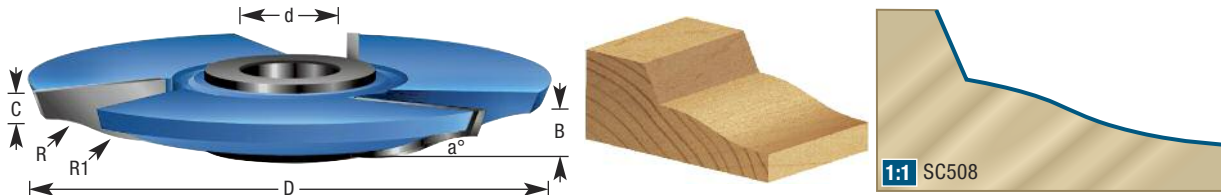
ØD	B	R	a°	Ød	Rub Collar	Tool No.
4-15/16	9/16	13/64	13°	1/2 & 3/4	C-004**	SC406
5-1/2	5/8	13/64	13°	1 & 1-1/4	C-017***	SC506

*Rub collar for 1/2" arbor only! **Rub collar for 3/4" arbor only! ***Rub collar for 1-1/4" arbor only!

For rub collars & bushings, see pages 371-372.

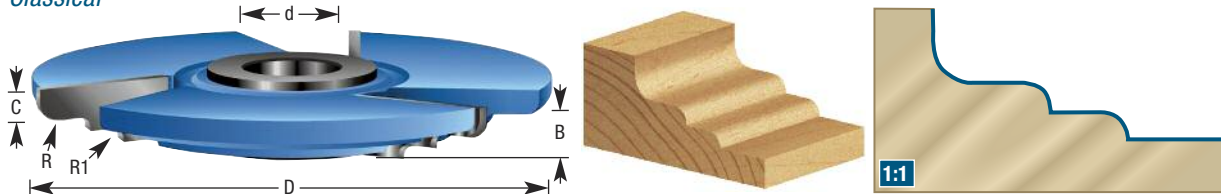
RAISED PANEL FOR 3/4" MATERIAL

Ogee



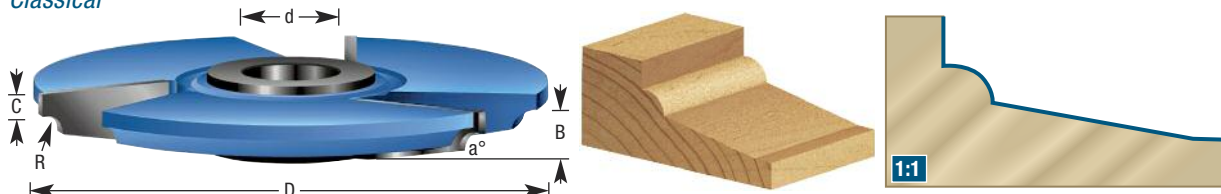
ØD	B	C	R	R1	a°	Ød	Rub Collar	Tool No.
4-15/16	11/16	3/8	1-31/32	1-3/8	23°	1/2 & 3/4	C-004**	SC408
5-1/2	5/8	5/16	1-31/32	1-31/32	23°	1 & 1-1/4	C-017***	SC508

Classical



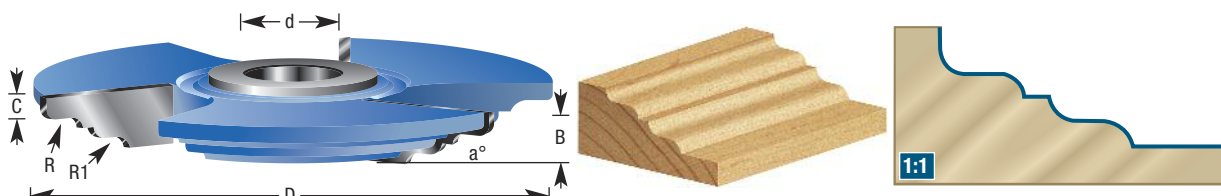
ØD	B	C	R	R1	Ød	Rub Collar	Tool No.
5-1/2	5/8	3/8	13/64	1/8	1 & 1-1/4	C-017***	SC510

Classical



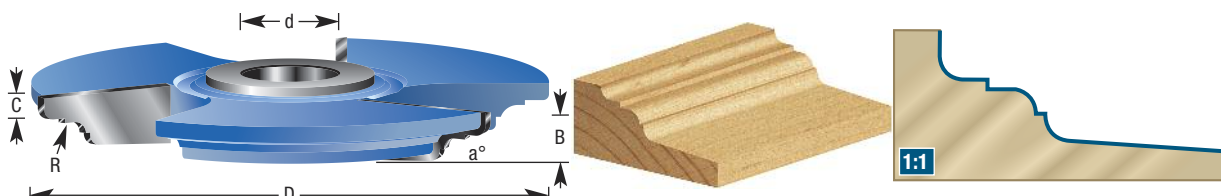
ØD	B	C	R	a°	Ød	Rub Collar	Tool No.
5-1/2	5/8	1/4	13/64	10°	1 & 1-1/4	C-017***	SC512

Cove & Corner Round



ØD	B	C	R	R1	Ød	Rub Collar	Tool No.
5-1/2	5/8	1/4	1/8	5/32	1 & 1-1/4	C-017***	SC509

Cove & Corner Round



ØD	B	C	R	a°	Ød	Rub Collar	Tool No.
5-1/2	5/8	1/4	1/8	4°	1 & 1-1/4	C-017***	SC511

*Rub collar for 1/2" arbor only! **Rub collar for 3/4" arbor only! ***Rub collar for 1-1/4" arbor only!

INDUSTRIAL Insert Carbide Shaper Cutters



Warning: Before use, read shaper cutter safety guidelines on page 374.



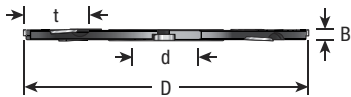
Safety guards have been removed for photo.

GROOVING

With Scorer 4mm to 6mm

Hard wearing steel body complete with tungsten carbide knives and scorer for improved finish. Suitable for producing grooves and slots in softwood, hardwood and man-made boards (with or without coating) on a spindle molder.

Can be used with spacer rings for comb jointing.

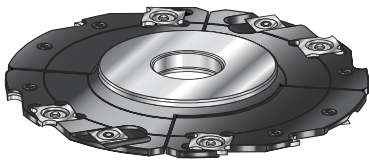


ØD	B	Teeth	Ød	Max. t	RPM	Repl. Knife		Tool No.
125mm(5)	4mm(5/32)	4+4	1-1/4	35mm(1-3/8)	6,100-10,500	RCK-18	RCK-71	61451
125mm(5)	5mm(3/16)	4+4	1-1/4	35mm(1-3/8)	6,100-10,500	RCK-19	RCK-71	61453
125mm(5)	1/4	4+4	1-1/4	35mm(1-3/8)	6,100-10,500	RCK-33	RCK-71	61466
150mm(5-7/8)	4mm(5/32)	4+4	1-1/4	45mm(1-3/4)	5,200-8,900	RCK-18	RCK-71	61455
150mm(5-7/8)	5mm(3/16)	4+4	1-1/4	45mm(1-3/4)	5,200-8,900	RCK-19	RCK-71	61456
150mm(5-7/8)	6mm(15/64)	4+4	1-1/4	45mm(1-3/4)	5,200-8,900	RCK-33	RCK-71	61457
180mm(7-1/16)	4mm(5/32)	8+8	1-1/4	55mm(2-5/32)	4,200-7,200	RCK-18	RCK-71	61458
180mm(7-1/16)	5mm(3/16)	8+8	1-1/4	55mm(2-5/32)	4,200-7,200	RCK-19	RCK-71	61459
180mm(7-1/16)	6mm(15/64)	8+8	1-1/4	55mm(2-5/32)	4,200-7,200	RCK-33	RCK-71	61461

ADJUSTABLE GROOVING

With Scorer 4mm to 7.5mm

Hard wearing steel body complete with tungsten carbide knives and scorer for improved finish. Suitable for producing various thickness grooves and slots in softwood, hardwood and man-made boards (with or without coating) on a spindle molder. Cutting width can be adjusted in 0.1mm increments by using supplied spacer rings.



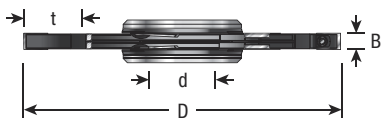

ØD	B	Teeth	E	Ød	Max. t	RPM	Repl. Knife		Tool No.
160mm(6-5/16)	4 to 7.5mm(5/32 to 19/64)	8+4	6.35(1/4)	1-1/4	30mm(1-3/16)	4,800-8,300	RCK-18	RCK-71	61350
180mm(7-1/16)	4 to 7.5mm(5/32 to 19/64)	8+4	6.35(1/4)	1-1/4	40mm(1-1/2)	4,300-7,500	RCK-18	RCK-71	61352

Replacement parts: Blade nut for RCK-18 #67172 / RCK-71 #67056; Torx key #5090.

3 PART ADJUSTABLE GROOVING

With Scorer 4mm to 15.5mm

Hard wearing steel body complete with tungsten carbide knives and scorer for improved finish. Suitable for producing various thickness grooves and slots in softwood, hardwood and man-made boards (with or without coating) on a spindle molder. Cutting width can be adjusted in 0.1mm increments by using supplied spacer rings.



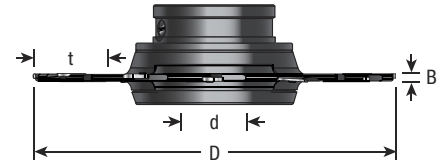
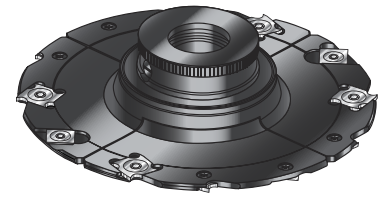
ØD	B	Teeth	Ød	Max. t	RPM	Repl. Knife			Tool No.
150mm(5-7/8)	4 to 15.5mm(5/32 to 5/8)	2+4+4	1-1/4	45mm(1-3/4)	5,500-8,500	AMA-17	RCK-18	RCK-71	61354

Included shim set #67208.

ADJUSTABLE GROOVING

With Scorer And Ring Nut

Hard wearing steel body complete with tungsten carbide knives and scorer for improved finish. Suitable for producing various thickness grooves and slots in softwood, hardwood and man-made boards (with or without coating) on a spindle molder. Cutting width can be adjusted in 0.1mm increments by special threaded bushing and scale without removing the cutter from the spindle.



With Scorer And Ring Nut 4mm to 7.5mm


ØD	B	Teeth	Ød	Max. t	RPM	Repl. Knife		Tool No.
160mm(6-5/16)	4 to 7.5mm(5/32 to 19/64)	8+4	1-1/4	30mm(1-3/16)	4,800-8,300	RCK-18	RCK-71	61345
180mm(7-1/16)	4 to 7.5mm(5/32 to 19/64)	8+4	1-1/4	40mm(1-1/2)	4,300-7,500	RCK-18	RCK-71	61346

Replacement Parts: Allen Cap Screw for 61346 #67006.



With Scorer And Ring Nut 8mm to 24mm

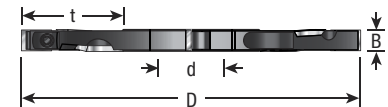

ØD	B	Teeth	Ød	Max. t	RPM	Repl. Knife		Tool No.
160mm(6-5/16)	8 to 15mm(5/16 to 19/32)	4+4	1-1/4	30mm(1-3/16)	4,800-8,300	AMA-17	RCK-70	61340
160mm(6-5/16)	12.5 to 24mm(1/2 to 15/16)	4+4	1-1/4	30mm(1-3/16)	4,800-8,300	AMA-19	RCK-70	61342
180mm(7-1/16)	8 to 15mm(5/16 to 19/32)	4+4	1-1/4	40mm(1-1/2)	4,300-7,500	AMA-17	RCK-70	61343



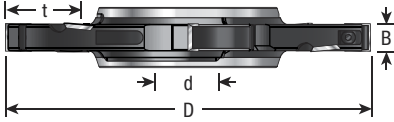
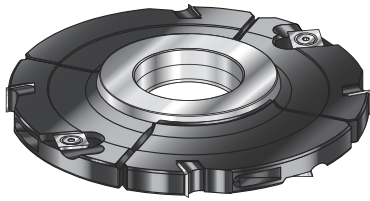
GROOVING

With Scorer 8mm to 12mm

Hard wearing steel body complete with tungsten carbide knives and scorer for improved finish. Suitable for producing grooves and slots in softwood, hardwood and man-made boards (with or without coating) on a spindle molder.



ØD	B	Teeth	Ød	Max. t	RPM	Repl. Knife		Tool No.
125mm(5)	8mm(5/16)	4+4	1-1/4	35mm(1-3/8)	6,100-10,500	AMA-17	RCK-70	61411
125mm(5)	10mm(13/32)	4+4	1-1/4	35mm(1-3/8)	6,100-10,500	AMA-18	RCK-70	61412
125mm(5)	12mm(15/32)	4+4	1-1/4	35mm(1-3/8)	6,100-10,500	AMA-19	RCK-70	61413
125mm(5)	1/2	4+4	1-1/4	35mm(1-3/8)	6,100-10,500	AMA-12	RCK-70	61422
150mm(5-7/8)	8mm(5/16)	4+4	1-1/4	45mm(1-3/4)	5,200-8,900	AMA-17	RCK-70	61414
180mm(7-1/16)	8mm(5/16)	4+8	1-1/4	55mm(2-5/32)	4,200-7,200	AMA-17	RCK-70	61417
180mm(7-1/16)	10mm(13/32)	4+8	1-1/4	55mm(2-5/32)	4,200-7,200	AMA-18	RCK-70	61418
180mm(7-1/16)	12mm(15/32)	4+8	1-1/4	55mm(2-5/32)	4,200-7,200	AMA-19	RCK-70	61419



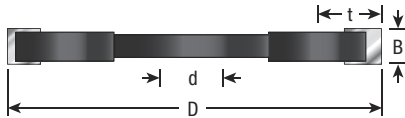

ADJUSTABLE GROOVING

With Scorer 8mm to 24mm

Hard wearing steel body complete with tungsten carbide knives and scorer for improved finish. Suitable for producing various thickness grooves and slots in softwood, hardwood and man-made boards (with or without coating) on a spindle molder. Cutting width can be adjusted in 0.1mm increments by using supplied spacer rings.



ØD	B	Teeth	Ød	Max. t	RPM	Repl. Knife		Tool No.
160mm(6-5/16)	8 to 15mm(5/16 to 19/32)	4+4	1-1/4	30mm(1-3/16)	4,800-8,300	AMA-17	RCK-70	61360
160mm(6-5/16)	12.5 to 24mm(1/2 to 15/16)	4+4	1-1/4	30mm(1-3/16)	4,800-8,300	AMA-19	RCK-70	61362
180mm(7-1/16)	8 to 15mm(5/16 to 19/32)	4+4	1-1/4	40mm(1-1/2)	4,300-7,500	AMA-17	RCK-70	61364
180mm(7-1/16)	12.5 to 24mm(1/2 to 15/16)	4+4	1-1/4	40mm(1-1/2)	4,300-7,500	AMA-19	RCK-70	61366



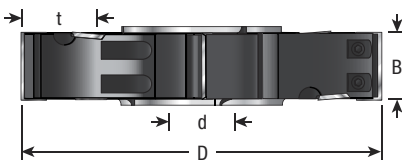
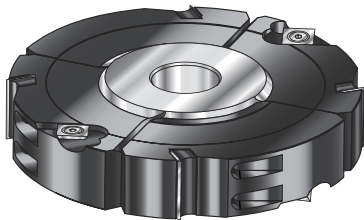
INTERMEDIATE STACKABLE

7mm, 15mm and 20mm Kerfs

Expand the range of the shim-type adjustable groovers with these intermediate cutters. Works like a stackable dado set: sandwich one or more of the intermediate cutters between a pair of the groovers (model #'s 61350, 61352, 61360, 61362, 61364, 61366). Find the coarse groove width by stacking the appropriate selection of cutters on the shaper spindle, and fine-tune the width by shimming the outside groovers.



ØD	B	Teeth	Ød	Max. t	RPM	Repl. Knife		Tool No.
160mm(6-5/16)	7mm(9/32)	2	1-1/4	30mm(1-3/16)	4,800-8,300	AMA-17		61384
160mm(6-5/16)	15mm(19/32)	2	1-1/4	30mm(1-3/16)	4,800-8,300	ICK-15		61386
160mm(6-5/16)	20mm(25/32)	2	1-1/4	30mm(1-3/16)	4,300-7,500	ICK-20		61388



ADJUSTABLE GROOVING AND RABBETING

With Scorer 20.6mm to 100mm

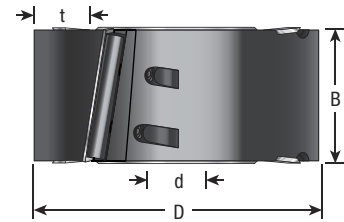

Hard wearing steel body complete with tungsten carbide knives and scorer for improved finish. Suitable for producing various thickness grooves and rabbets in softwood, hardwood and man-made boards (with or without coating) on a spindle molder. Cutting width can be adjusted in 0.1mm increments by using supplied spacer rings.



ØD	B	Teeth	Ød	Max. t	RPM	Repl. Knife		Tool No.
160mm(6-5/16)	20.6 to 40mm(13/16 to 19/16)	4+4	1-1/4	40mm(1-1/2)	4,800-8,000	ICK-20	RCK-70	61355
160mm(6-5/16)	30.6 to 60mm(1-7/32 to 2-3/8)	4+4	1-1/4	40mm(1-1/2)	4,800-8,000	RCK-30	RCK-70	61356
160mm(6-5/16)	50.6 to 100mm(2 to 3-15/16)	4+4	1-1/4	40mm(1-1/2)	4,800-8,000	ICK-50	RCK-70	61357
200mm(7-7/8)	20.6 to 40mm(13/16 to 19/16)	4+4	1-1/4	50mm(2)	4,000-6,500	ICK-20	RCK-70	61358

SHEAR RABBETING

Cutterhead bodies available in hard wearing aluminum or steel, complete with shear angle tungsten carbide knives and scorer. Suitable for producing various thickness rabbets in softwood, hardwood and man-made boards (with or without coating) on a spindle molder. Shear angle reduces tear-out and improves quality of cut.



ØD	B	Teeth	Ød	Max. t	RPM	Repl. Knife		Tool No.
125mm(5)	30mm(1-3/16)	2+4	1-1/4	27mm(1-1/16)	6,100-10,300	ICK-30	HCK-70	61480
125mm(5)	50mm(2)	4+4	1-1/4	27mm(1-1/16)	6,100-10,300	ICK-50	HCK-70	61482
125mm(5)	60mm(2-3/8)	2+4	1-1/4	27mm(1-1/16)	6,100-10,300	ICK-60	HCK-70	61484 *
150mm(5-7/8)	60mm(2-3/8)	2+4	1-1/4	40mm(1-1/2)	5,200-8,600	ICK-60	HCK-70	61485 *

Replacement screw for RCK-70 #67154.

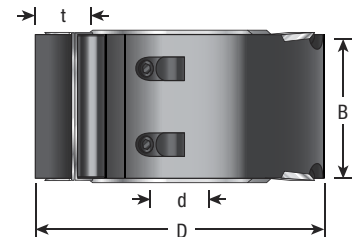

Replacement screw for RCK-30 & ICK-50 #67301.

Replacement screw for ICK-60 #67142.

* Aluminum

RABBETING

Cutterhead bodies available in hard wearing aluminum or steel, complete with tungsten carbide knives and scorer for improved finish. Suitable for producing various thickness rabbets in softwood, hardwood and man-made boards (with or without coating) on a spindle molder.



ØD	B	Teeth	Ød	Max. t	RPM	Repl. Knife		Tool No.
85mm(3-3/8)	50mm(2)	2+4	1-1/4	8mm(5/16)	9,000-15,000	RCK-50	RCK-70	61463
90mm(3-9/16)	40mm(1-1/2)	2+4	1-1/4	15mm(19/32)	8,500-12,000	RCK-40	RCK-70	61464 *
100mm(4)	30mm(1-3/16)	2+4	1-1/4	20mm(7/8)	7,600-12,900	ICK-30	HCK-70	61460 *
100mm(4)	50mm(2)	2+4	1-1/4	20mm(7/8)	7,600-12,900	RCK-50	RCK-70	61462 *
125mm(5)	30mm(1-3/16)	2+4	1-1/4	30mm(1-3/16)	6,100-10,000	RCK-30	RCK-70	61470
125mm(5)	50mm(2)	2+4	1-1/4	30mm(1-3/16)	6,100-10,000	RCK-50	RCK-70	61472
125mm(5)	50mm(2)	2+4	1-1/4	30mm(1-3/16)	6,100-10,000	RCK-50	RCK-70	61465 *
125mm(5)	60mm(2-3/8)	2+4	1-1/4	30mm(1-3/16)	6,100-10,000	ICK-60	RCK-70	61467

*Aluminum

CUT YOUR STOCK TO A

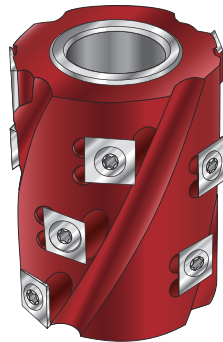
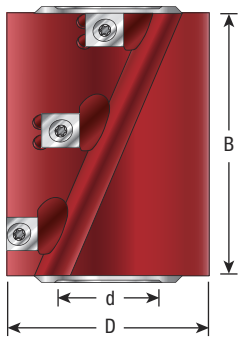
**GLASS
SMOOTH**

Finish!



SPIRAL PLANER/JOINTING

Hard wearing aluminum body complete with spiral positioned tungsten carbide knives. Suitable for planing and jointing in softwood, hardwood and man-made boards on a spindle molder. Can be used with a bearing guide and ring fence for planing and routing curved work pieces with a template.

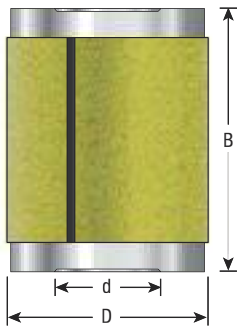


ØD	B	Teeth/Insert Knives	Ød	RPM	Repl. Knife	Rub Collar	Tool No.
62mm(2-1/2)	80mm(3-1/8)	12	1-1/4	8,000-12,000	RCK-70	61596	61292

Replacement screw #67154.

SANDING DRUM

For sanding rough work-pieces using a bottom template and rub collar with ball bearing.

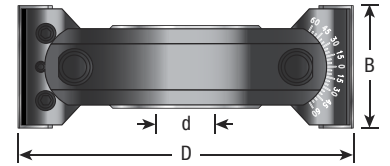



ØD	B	Ød	RPM	Abrasive Replacement	Rub Collar	Tool No.
60mm(2-3/8)	100mm(4)	1-1/4	4,500	AB61293	61596	61293

Replacement abrasive material = AB61293 (9"x3") 80 grit paper.

ADJUSTABLE CHAMFER

Cutterhead bodies available in hard wearing aluminum or steel, complete with tungsten carbide knives. Suitable for producing chamfer cuts at various angles in softwood, hardwood and man-made boards on a spindle molder. Cutting angle can be adjusted in 7.5° increments by using notched scale. Fine adjustment of 1° is also possible.



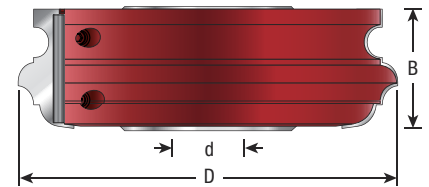

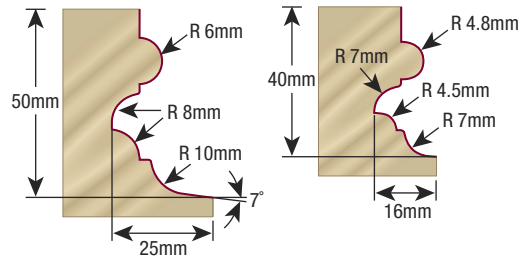
ØD	B	a°	Ød	RPM	Repl. Knife	Tool No.
110mm(4-11/32)	40mm(1-1/2)	-45.0° to +45.0°	1-1/4	7,000-9,000	RCK-40	61303
120mm(4-3/4)	40mm(1-1/2)	-45.0° to +45.0°	1-1/4	6,000-8,500	RCK-40	61304 *
130mm(5-1/8)	50mm(2)	-67.5° to +67.5°	1-1/4	5,000-8,500	ICK-50	61306
150mm(5-7/8)	50mm(2)	-90.0° to +90.0°	1-1/4	5,100-7,400	ICK-50	61307
160mm(6-1/4)	50mm(2)	-90.0° to +90.0°	1-1/4	4,800-6,000	ICK-50	61310 †*
170mm(6-11/16)	60mm(2)	-90.0° to +90.0°	1-1/4	4,500-6,000	ICK-60	61311 †*

*Aluminum

† Tool has special mechanism to enable fine tuning angle of 1°

MULTI PROFILE CUTTER

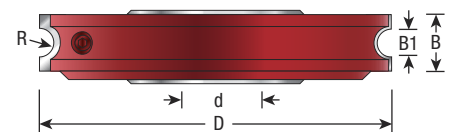

Aluminum alloy heads with special multi-radii replaceable carbide knives. A very versatile cutter for moldings such as beads, corner rounds, classical or a combination of each. Multiple passes and depth settings will give even further combinations. Two different sizes available. Standard bore is 1-1/4". Includes 3mm T-Handle hex key.



ØD	B	d	RPM	Repl. Knife	Tool No.
160mm(6-1/4)	50mm(2)	1-1/4	4,800-8,000	RCK-86	61280

INSERT BEADING PROFILE CUTTER

Cutterhead body in hard wearing aluminum complete with tungsten carbide knives. Suitable for producing beads of various radii in softwood, hardwood and man-made boards on a spindle molder.

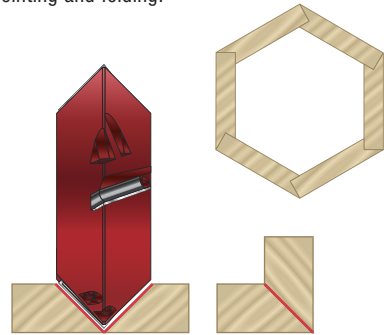
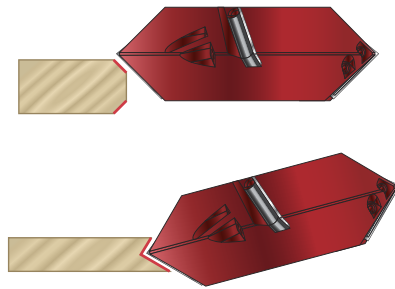
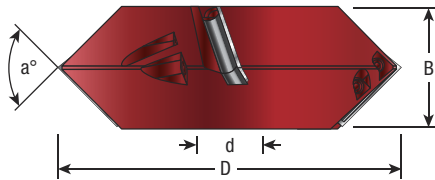
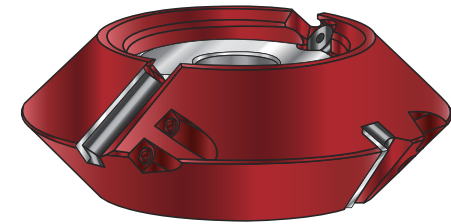


ØD	B	B1	R	Ød	RPM	Repl. Knife	Tool No.
125mm(5)	15mm	6mm	3mm	1-1/4	6,000-10,000	RCK-140	61120
125mm(5)	19/32	1/4	1/8	1-1/4	6,000-10,000	RCK-141	61117 *
125mm(5)	25/32	1/2	1/4	1-1/4	6,000-10,000	RCK-147	61118 *

*Aluminum with black anodize coated.

2+2 DOWN SHEAR FOLDING, JOINTING, RABBETING & CHAMFERING New

Cutter head body in hard wearing aluminum complete with tungsten carbide knives suitable for producing V-Shape, chamfer, jointing and folding.


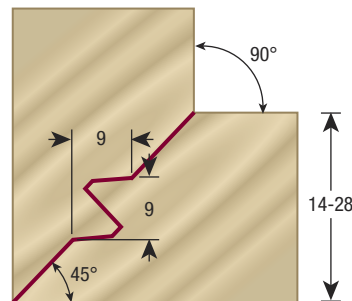
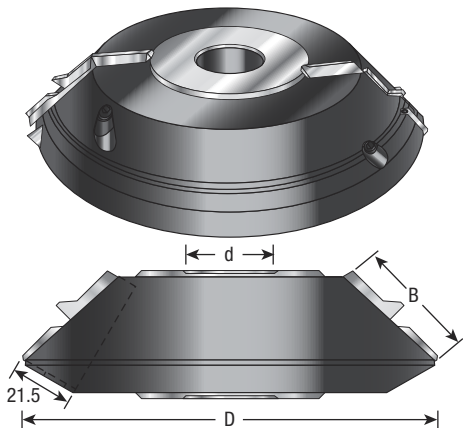


a°	ØD	B	Ød	RPM	Repl. Knife	Tool No.
90°	6-1/4	2-13/64	1-1/4	5,000-8,000	RCK-40	61294

Replacements: M6 screw 67142, Stopper screw #67059

45° LOCK MITER

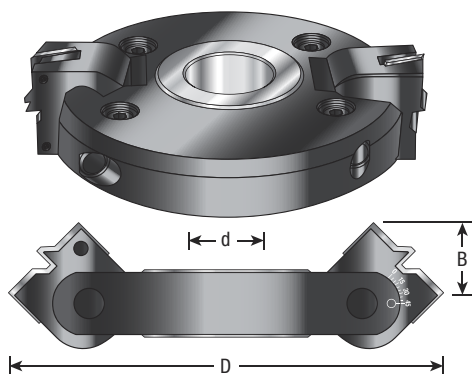
This tool features a solid-steel cutterhead, complete with two tungsten carbide knives. Suitable for producing 45° lock miter joints in softwood, hardwood and man-made boards on a spindle molder. Can also be used for jointing horizontal pieces of timber.



ØD	B	d	RPM	Repl. Knife	Tool No.
170mm(6-11/16)	40mm(1-1/2)	1-1/4	4,500-7,900	RCK-90	61290

ADJUSTABLE LOCK MITER

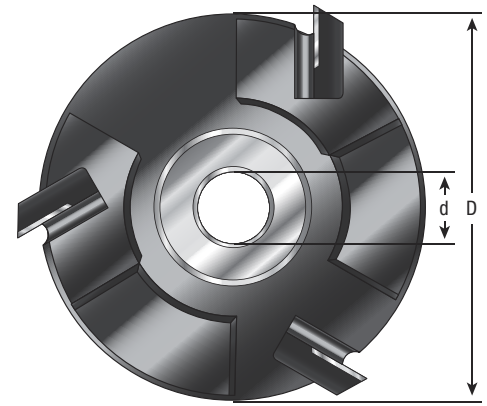

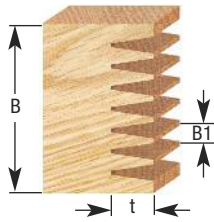
This tool cuts the 45° lock miter and other angles as well. It's the ideal cutter for joining polygon shapes, such as hexagons (6-sided) and octagons (8-sided). The cutter has a solid steel body with replaceable carbide knives. An exclusive adjustment system is used that features positive stops at 7.5° increments for precise indexing of angles.



ØD	B	a°	Ød	Max. RPM	Repl. Knife	Tool No.
170mm(6-11/16)	40mm(1-1/2)	-45° to +45	1-1/4	6,000	RCK-90	61298

FINGER JOINT

This stackable finger-jointing tool is an open-design cutter with no limitation on chip size. As such, it's a high-production, high-performance tool to be used only with an automatic or power feed. The tool features a 3-wing solid-steel cutterhead that takes replaceable carbide knives. Each cutter will cut up to 40mm high and 10mm deep. Stack two or more cutterheads on the spindle to increase the cut height capacity.

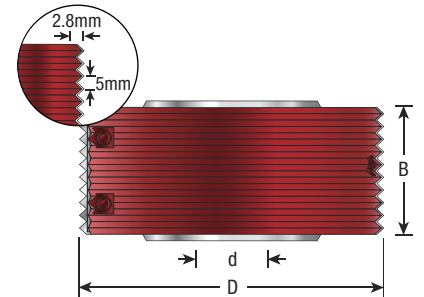



ØD	B	B1	Ød	Max. t	RPM	Repl. Knife	Tool No.
170mm(6-11/16)	40mm(1-1/2)	5mm	1-1/4	10mm(13/32)	7,000	RCK-92	61270

Backing plate for RCK-92 #BP-11.

'V' TYPE GLUE JOINT

Cutterhead bodies in hard wearing aluminum, complete with tungsten carbide knives. Suitable for producing glue joints in softwood, hardwood and man-made boards on a spindle molder.

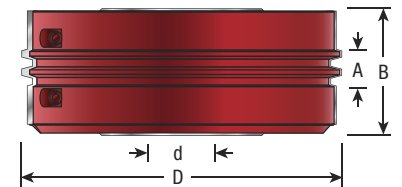
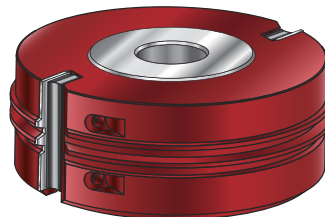


ØD	B	Ød	RPM	Repl. Knife	Tool No.
90mm(3-1/2)	50mm(2)	1-1/4	8,500-12,000	RCK-72	61296
120mm(4-3/4)	50mm(2)	1-1/4	6,100-10,000	RCK-72	61297

GLUE JOINT

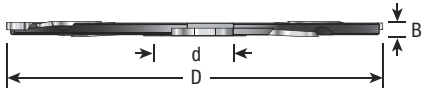

Cutterhead bodies in hard wearing aluminum or steel, complete with tungsten carbide knives. Suitable for producing 'finger style' reversible glue joints in softwood, hardwood and man-made boards on a spindle molder.

Visit www.amanatool.com for cut profiles.



ØD	B	Profile	A	Ød	RPM	Repl. Knife	Tool No.
120mm(4-3/4)	60mm(2-3/8)	1	7.7mm(5/16)	1-1/4	6,500-9,500	RCK-83	61258
130mm(5-1/8)	60mm(2-3/8)	3	23mm(15/16)	1-1/4	5,400-8,800	RCK-87	61268
140mm(5-1/2)	50mm(2)	2	15.4mm(5/8)	1-1/4	5,400-8,800	RCK-85	61264 *

* Steel

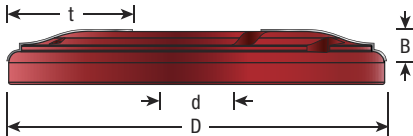
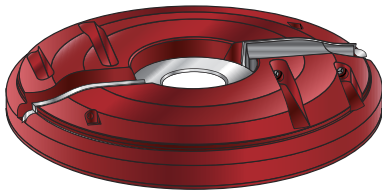


LAMELLO® BISCUIT JOINT

Hard wearing steel body complete with tungsten carbide knives and scorpers. Suitable for producing grooves and slots in softwood, hardwood and man-made boards for biscuit jointing. For use with most biscuit jointing machines.



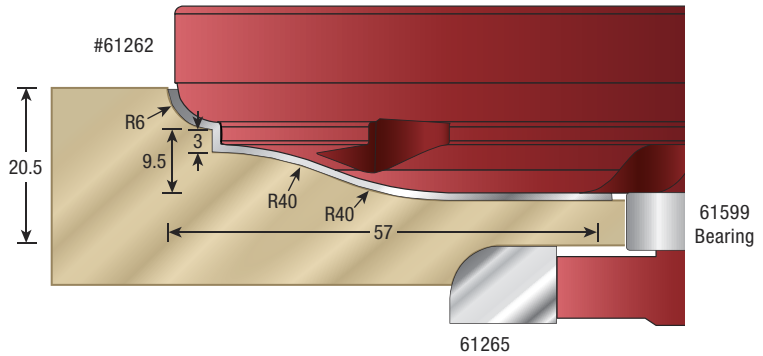
ØD	B	Teeth	Ød	RPM	Repl. Knife		Tool No.
100mm(4)	4mm(5/32)	2+2	22mm	7,700-15,000	RCK-18	RCK-71	61450
100mm(4)	4mm(5/32)	4+4	22mm	7,700-15,000	RCK-18	RCK-71	61452



#61262 with back cutter #61265 and bearing #61599

RAISED PANEL & BACKCUTTER

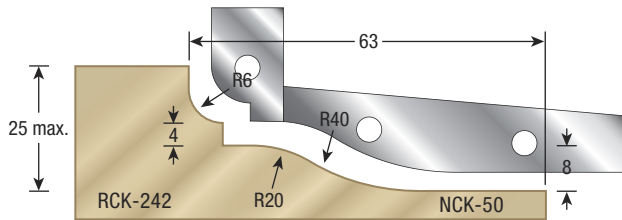
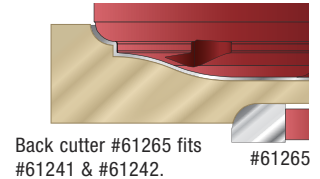
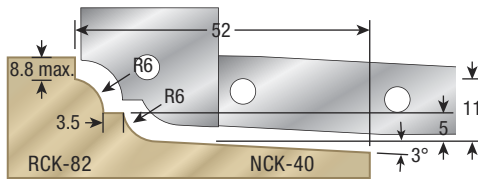
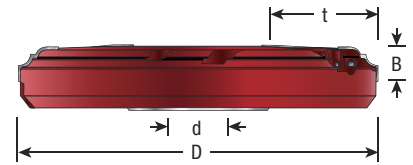
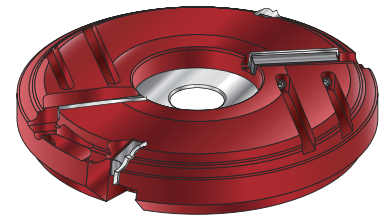
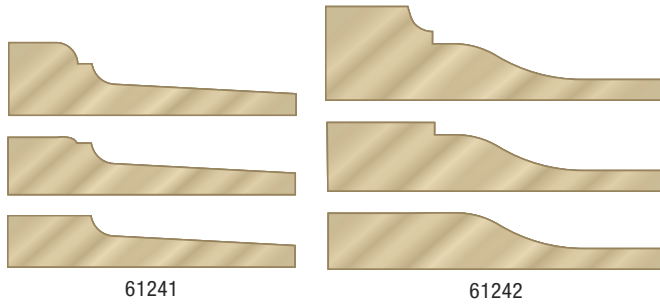
Cutterhead in hard wearing aluminum, complete with tungsten carbide knives. Suitable for producing raised panel profiles in softwood, hardwood and man-made boards on a spindle molder.



Type	ØD	R	B	Ød	Max. t	RPM	Repl. Knife	Rub Collar	Tool No.
Raised Panel	180mm(7-1/16)	—	25mm(1)	1-1/4	57(2-1/4)	4,500-7,500	RCK-78	61599	61262
Back Cutter	104mm(4-3/32)	5/16	18mm(23/32)	1-1/4	—	7,600-10,000	RCK-132	—	61265

RAISED PANEL

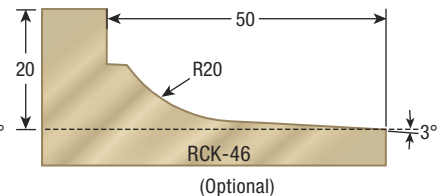
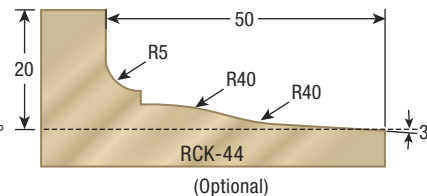
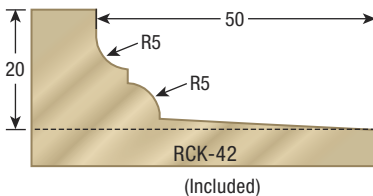
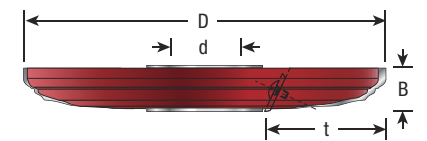
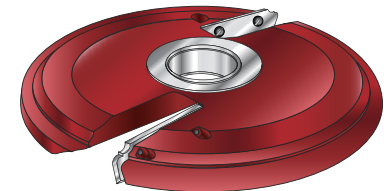
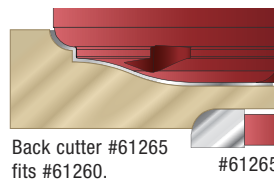
Cutterhead in hard wearing aluminum, complete with two tungsten carbide knives and two scribes. Suitable for producing various raised panel profiles in softwood, hardwood and man-made boards. Raising or lowering the cutterhead on the spindle molder produces different profiles.



Type	ØD	R	B	Ød	Max. t	RPM	Teeth	Repl. Knife	Tool No.
Raised Panel	200mm(7-7/8)	—	20mm(7/8)	1-1/4	52mm(2-1/16)	3,800-6,500	2+2	RCK-82 NCK-40	61241
Raised Panel	200mm(7-7/8)	—	24mm(15/16)	1-1/4	63mm(2-1/2)	3,800-6,500	2+2	RCK-242 NCK-50	61242
Back Cutter	104mm(4-3/32)	5/16	18mm(23/32)	1-1/4	—	7,600-10,000	—	—	61265

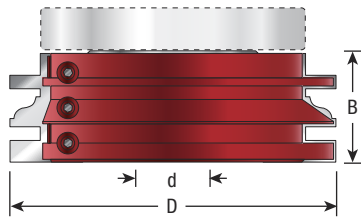
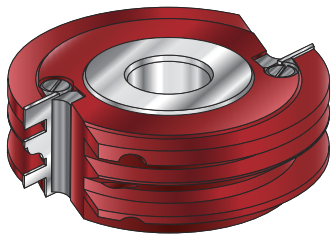
RAISED PANEL

Three different carbide knife profiles for raised panels are available for this aluminum alloy cutterhead. In the standard package, the traditional profile knives (#RCK-42) are furnished with the cutterhead. Only a regular flat-blade screwdriver is required to change knives. To cut the ogee or cove profiles, order the cutterhead and the desired knives separately.



Type	ØD	R	B	Ød	Max. t	RPM	Teeth	Repl. Knife	Tool No.
Raised Panel	160mm(6-1/4)	—	22mm(7/8)	1-1/4	50mm(2)	4,800-8,000	2+2	RCK-42	61260 *
Back Cutter	104mm(4-3/32)	5/16	18mm(23/32)	1-1/4	—	7,600-10,000	—	RCK-132	61265

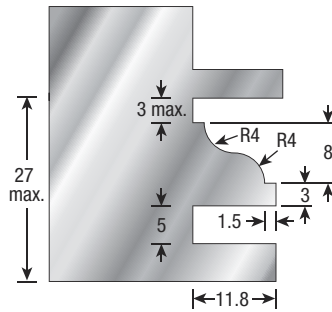
* RCK-42 included. Replacement knives sold separately.



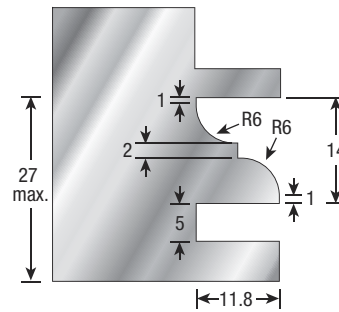
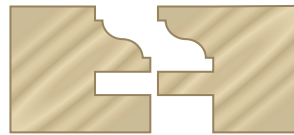
STILE & RAIL

Cutterhead in hard wearing aluminum alloy with one-sided tungsten carbide knives, utilizing the same knives for both stile and rail cuts by simply adjusting the spindle height of your shaper. Same tool body accepts all four different profiles.

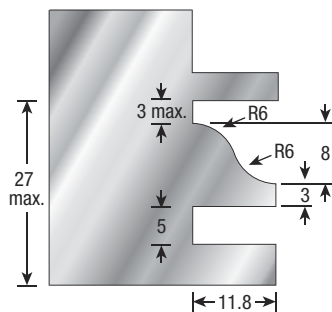
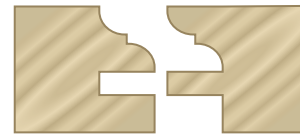
3mm T-handle hex key included. To change profiles order individual knives separately. All patterns are designed for 7/8" through 1" thick materials.



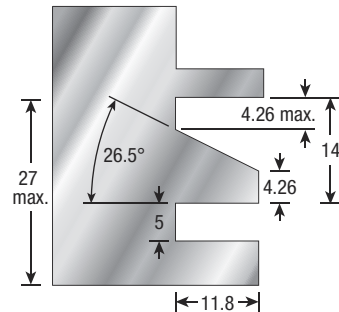
RCK-60




RCK-64



RCK-62



RCK-66

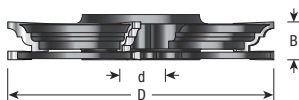
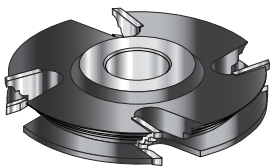


ØD	B	Teeth	Ød	Max. t	RPM	Repl. Knife	Tool No.
120mm(4-3/4)	40mm(1-1/2)	2	1-1/4	11.8mm(15/32)	6,400-8,400	RCK-60	61272
120mm(4-3/4)	40mm(1-1/2)	2	1-1/4	11.8mm(15/32)	6,400-8,400	RCK-64	61273
120mm(4-3/4)	40mm(1-1/2)	2	1-1/4	11.8mm(15/32)	6,400-8,400	RCK-62	61274
120mm(4-3/4)	40mm(1-1/2)	2	1-1/4	11.8mm(15/32)	6,400-8,400	RCK-66	61275

Optional replacement bearing #61609 (98mm x 1-1/4 x 15mm).

STILE & RAIL (BEAD & COVE)

Two piece steel cutterhead set complete with four tungsten carbide tips. Suitable for producing complete 'stile & rail' joints in softwood, hardwood and man-made boards on a spindle molder. Reversing the cutters on the spindle molder (see illustration) make both the stile and rail. Set comes with necessary washer and ball bearing guide.



ØD	B	Ød	RPM	Repl. Rub Collar	Tool No.
125mm(5)	20mm(7/8)	1-1/4	6,100-10,500	61611	61550

INDUSTRIAL

Adjustable Insert Shaper Cutters

- Create "rattle-free" cabinet doors
- Designed to accommodate undersized plywood flat panels



ADJUSTABLE TONGUE & GROOVE SET

The perfect fix for undersized plywood flat panel "Mission Style, Arts & Crafts and Shaker" cabinet doors.

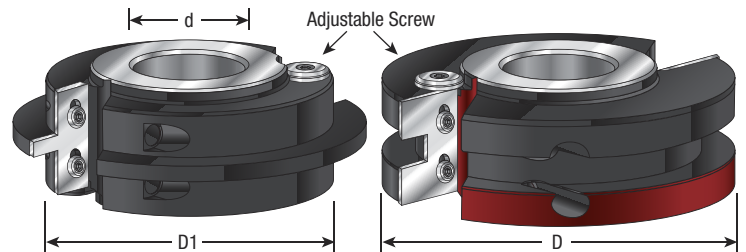
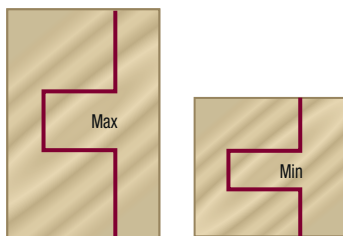
Set includes unique adjustment system and a gauge for precise settings.

- Designed to cut precise grooves to provide undersized plywood veneered panels with a snug, rattle-free fit.
- For 5.5mm undersized 1/4" plywood.
- For 5.9mm oversized 1/4" veneered plywood.
- Adjust the panel groove width 3/16" to 5/16".
- Cut frame stock from 5/8" through 1-3/16" in thickness.


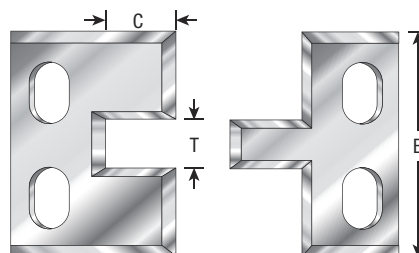


ØD	ØD1	T	C	B	Ød	RPM	Repl. Knife	Repl. Knife	Rub Collar	Tool No.
4	3-1/4	4.7 to 7.9mm (3/16 to 5/16)	3/8	1-3/16	1-1/4	12,900	RCK-236	RCK-238	C-033	61218

Replacement parts: Knives RCK-236 & RCK-238 consist of one pair each; Screw #67117; Adjusting screw #67058; Locking screw #67059.



Adjust the panel groove width 3/16" to 5/16"



See Pages 182-183 for Instyle & Rail System™ Adjustable Tongue & Groove Router Bit Sets.

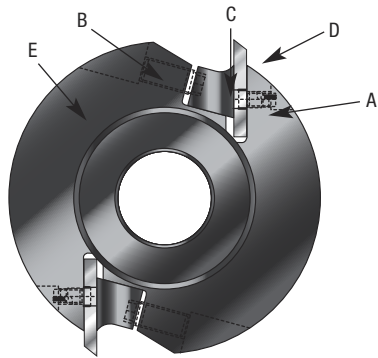
See Page 338 for Instyle & Rail System™ Adjustable Tongue & Groove Shaper Cutters Sets.

INDUSTRIAL

Profile Pro™

Insert Shaper Cutter System

- Over 135 interchangeable steel knives
- Steel and aluminum bodies available



THE PROFILE PRO™ UNIVERSAL SHAPER CUTTER SYSTEM FROM AMANA TOOL®

Designed for professionals, the Profile Pro™ features over **135 different interchangeable steel knife patterns**, ranging from molding to joinery to door sets, which can all be used with a single cutterhead. Blank (unground) knives are also available for custom patterns.

The Profile Pro™ features a unique system of fixed steel pins (A), screws (B) and a wedge block (C) that simultaneously indexes and secures the knives (D) to the head (E). This enables fast, accurate set-ups and eliminates the tedious task of adjusting the knives. This type of system also offers greater safety over other types of cutterheads.

The Profile Pro™ cutterheads are 100mm, 110mm and 120mm black-oxide finished solid steel or 68mm, 88mm, 100mm and 120mm anodized lightweight aluminum alloy. The steel cutterheads are recommended for heavy-duty type shapers with 3 horsepower or more. The aluminum heads, which are 60% less weight than their steel counterparts, are recommended for all spindle shapers, especially smaller machines with 2 horsepower or less.

When selecting the diameter, choose a cutterhead that will properly fit within the table insert rings of your shaper. The diameters shown are for the head only, so you must add from 14mm to 38mm to the diameter to allow for the knives.

(Example: Cutterhead #61100 or #SCS-1000 (88mm) with #64F000 straight knives (add 14mm) = 102mm total outside diameter.)

ALU



Aluminum-Alloy
Profile Pro™ Shaper Head

STL



Solid Steel
Profile Pro™ Shaper Head

4 POPULAR PROFILES NOW AVAILABLE CARBIDE TIPPED

See pages 367-368.



ALUMINUM PROFILE PRO™ MULTI-SHAPER STARTER SETS

All sets include the basic 68mm or 88mm diameter aluminum alloy cutterhead and seven pairs of interchangeable profile knives. Also included is a custom hardwood storage box, hex key and color poster showing many of the different available knife profiles. Look over the following pages for a full line of aluminum and steel cutterheads in 3/4", 1", 1-1/4" and 30mm bores, a wide array of additional knives, T-bushings for 1/2" and 3/4" diameter arbors, and empty hardwood storage boxes.



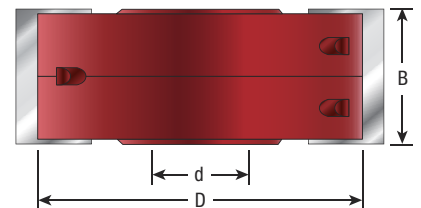
ØD	B	Ød	RPM Ideal/max.	Set No.
68mm(2-11/16)	40mm(1-1/2)	3/4 to 1/2	7,000/9,000	SCS-1106*
88mm(3-1/2)	40mm(1-1/2)	1	7,000/9,000	SCS-1000
88mm(3-1/2)	40mm(1-1/2)	30mm	7,000/9,000	SCS-1002
88mm(3-1/2)	40mm(1-1/2)	1-1/4	7,000/9,000	SCS-1004

ØD	B	Ød	RPM Ideal/max.	Set No.
68mm(2-11/16)	40mm(1-1/2)	3/4 to 1/2	7,000/9,000	SCS-1108*
88mm(3-1/2)	40mm(1-1/2)	30mm	7,000/9,000	SCS-1100
88mm(3-1/2)	40mm(1-1/2)	1	7,000/9,000	SCS-1102
88mm(3-1/2)	40mm(1-1/2)	1-1/4	7,000/9,000	SCS-1104

* Includes 2 bushings (#BU-561) 3/4" to 1/2"

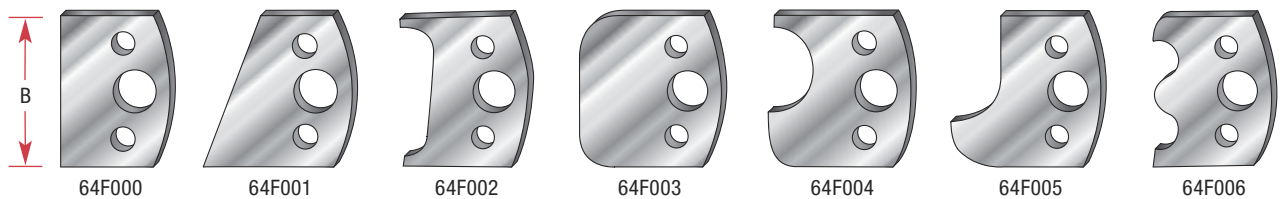
Replacement Parts:

Description	Size	Qty. Required	Tool No.
Wedge Blocks	For 40mm Knives	2	WB-40
Allen Socket Knife Screws	8x16mm	2	67144
'L' Shaped Allen Key	4mm	1	5010
Wood Storage Box	For 6 Pair Of Knives	1	62282
Bushing	3/4" to 1/2"	2	BU-561
Knife Set Pins	—	4	67153

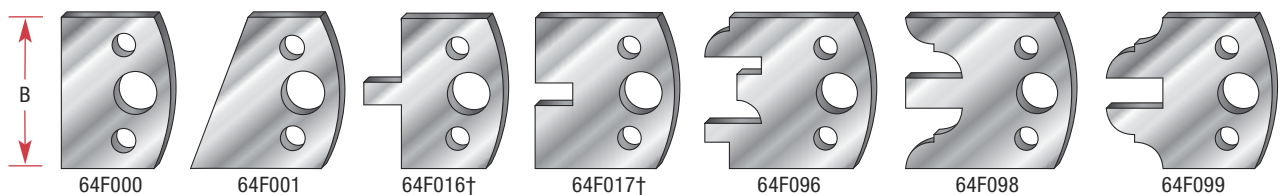


The following 40mm knives are included in each set:

SCS-1000/1002/1004/1106

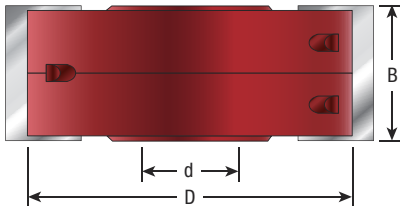


SCS-1100/1102/1104/1108



† Part #'s 64F016 and 64F017 available carbide tipped, see page 364 for more information.

Knives shown at approx. 50% of actual size. See pages 364–365 for larger selection of knives.



PROFILE PRO™ SHAPER CUTTERS ALUMINUM CUTTERHEADS

(For 40mm Knife System)

Profile Pro™ red anodized aluminum alloy cutterheads in 68mm, 88mm, 100mm or 120mm diameters.



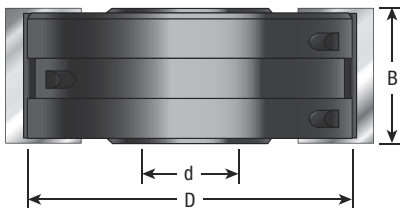
ØD	B	Ød	RPM Ideal/max.	Set No.
68mm	40mm(1-1/2)	3/4	7,000/9,000	61068*
88mm(3-1/2)	40mm(1-1/2)	30mm	7,000/9,000	61100
88mm(3-1/2)	40mm(1-1/2)	1	7,000/9,000	61102
88mm(3-1/2)	40mm(1-1/2)	1-1/4	7,000/9,000	61104
100mm(4)	40mm(1-1/2)	1	5,800/9,000	61200
100mm(4)	40mm(1-1/2)	30mm	5,800/9,000	61204
100mm(4)	40mm(1-1/2)	1-1/4	5,800/9,000	61208
120mm(4-3/4)	40mm(1-1/2)	1	5,100/7,900	61228
120mm(4-3/4)	40mm(1-1/2)	30mm	5,100/7,900	61232
120mm(4-3/4)	40mm(1-1/2)	1-1/4	5,100/7,900	61236

See page 367 for reducing 'T' bushings.

* Includes 2 bushings (BU-561) 3/4" to 1/2". Part #'s beginning with "CT" and marked in red are carbide tipped and will not fit in the #61068 cutterhead.

ØD	B	Ød	RPM Ideal/max.	Set No.
120mm	50mm	1-1/4	4,500/6,600	61237+

+ **Warning!**: Fits only blank knives 5.5mm thick #65RM127 and #HSSRM127 found on page 365.



STEEL CUTTERHEADS

(For 40mm Knife System)

Profile Pro™ black oxide solid steel cutterheads in 100mm or 120mm diameters.

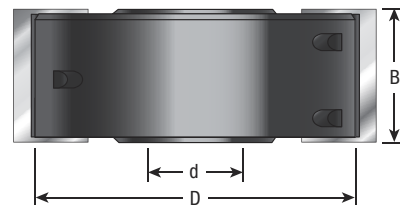


ØD	B	Ød	RPM Ideal/max.	Set No.
100mm(4)	40mm(1-1/2)	1	5,800/9,000	61212
100mm(4)	40mm(1-1/2)	30mm	5,800/9,000	61216
100mm(4)	40mm(1-1/2)	1-1/4	5,800/9,000	61220
120mm(4-3/4)	40mm(1-1/2)	30mm	5,100/7,900	61244
120mm(4-3/4)	40mm(1-1/2)	1-1/4	5,100/7,900	61248

Replacement Parts:

Description	Size	Qty. Required	Tool No.
Allen Socket Screws	8x16mm	2	67144
Wedge Blocks	For 40mm Knives	2	WB-40
'L' Shaped Allen Key	4mm	1	5010
Knife Set Pins		4	67153

See page 367 for reducing 'T' bushings.



STEEL CUTTERHEADS

(For 60mm Knife System)

Profile Pro™ black oxide solid steel cutterhead.



ØD	B	Ød	RPM Ideal/max.	Set No.
110mm(4)	60mm(2-3/8)	1-1/4	4,200/6,000	61249+

+ **Warning!**: Fits only blank knives 4mm thick #66RM600 found on page 365.

Profile knives may be found on page 364-365.

40MM STEEL KNIVES

4 Popular Profiles Now Available Carbide Tipped*



More Profiles Available On Our Website
www.amanatool.com

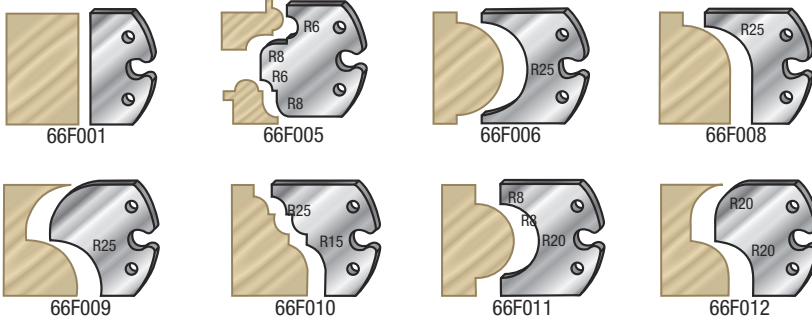
* Part #'s beginning with "CT" and marked in red are carbide tipped.

Note: Each part # consists of one pair. See page 370 for blank (unground) knives.

Specifications shown ('R8', 'R10' etc.) are in millimeters.

+60MM STEEL KNIVES

(Limiters Included)



Note: Each part # consists of one pair. See below for blank (unground) knives.

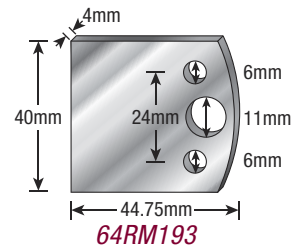
Specifications shown ('R8', 'R10' etc.) are in millimeters.

BLANK (UNGROUND) KNIVES

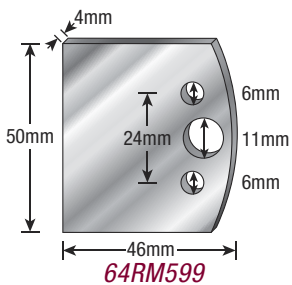
For Custom Grinding

* **Warning!**: Fits only on special cutterhead #61237, page 368.

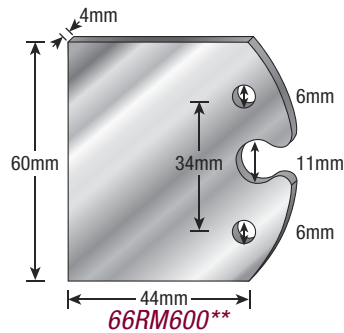
** Fits only on special cutter head #61249, page 368.



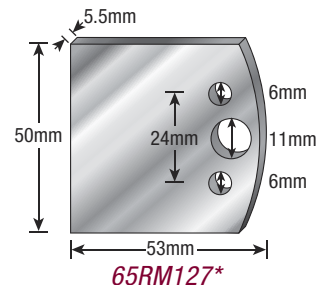
18mm Maximum Profile Depth



20mm Maximum Profile Depth



29mm Maximum Profile Depth



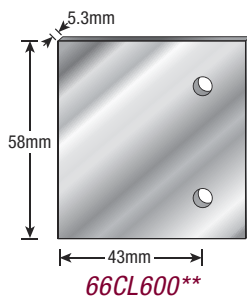
*HSSRM127 (High Speed Steel)

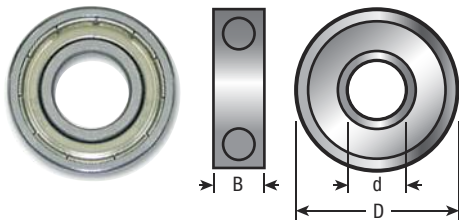
27mm Maximum Profile Depth

CHIP LIMITERS

For Blank (Unground) Knives

Fits only on blank (unground) knives #66RM600.





BALL BEARING RUB COLLARS

For Shaper Cutters

For 1/2", 3/4" & 1-1/4" Diameter Spindles

Designed for template shaping such as arched or cathedral doors, etc. Features a ball bearing center with a steel sleeve and is available with either 1/2", 3/4" and 1-1/4" inside diameter. Please see page 372 for additional rub collars.

Use for Amana Tool® No.	Ød	ØD	B	Tool No.
SC602, SC604, SC606	1/2	1.250 (1-1/4)	5/32	C-002
993	1/2	1.500 (1-1/2)	5/16	47806 *
939, SC624, SC642	3/4	1.457	9.5mm	C-043
977	3/4	1.500 (1-1/2)	9.5mm	C-044
905, 950, 906, 929, 930, SC626, SC636, SC638, SC650, SC652, SC654, SC656, SC658	3/4	1.625 (1-5/8)	7/16	C-005
SC586, SC587, SC588, SC589	3/4	42mm (1-21/32)	9mm	47757
957	3/4	1.687 (1-11/16)	7/16	47810 *
900, 901, 968, 969, 980, 998, 991, SC410, SC412, SC414, SC416, SC630, SC640, SC646	3/4	1.750 (1-3/4)	7/16	C-006
965, SC442, SC444, SC446, SC582, SC592	3/4	1.811	7/16	C-007
921, 922, 927, 928, 932, 938, 940, 945, 952, 958, 994, SC554, SC558, SC590, SC634, SC648	3/4	1.874 (1-7/8)	7/16	C-008
964, SC400, SC402, SC404, SC406, SC408	3/4	1.937 (1-15/16)	7/16	C-004
SC440, SC460	3/4	1.964	7/16	C-009
902, 903, 904, 951, 966, SC442, SC644, SC446	3/4	2.000	7/16	C-010
922	3/4	2.063	7/16	C-022
SC585	3/4	2.031 (2-1/32)	7/16	C-039
992	3/4	2.106	7/16	C-023
905, 925, 926, 959, 999, SC618, SC640	3/4	2.125 (2-1/8)	7/16	C-011
975, 976	3/4	2.153	7/16	C-024
SC444	3/4	2.216	7/16	C-012
972, 974, SC628	3/4	2.250 (2-1/4)	7/16	C-025
	3/4	2.272	7/16	C-013
933, SC616, SC441	3/4	2.295	7/16	C-014
911	3/4	2.311	7/16	C-026
960, 961, 971, 973, SC620, SC622	3/4	2.375 (2-3/8)	7/16	C-015
962	3/4	2.425	7/16	C-027
960, 961	3/4	2.468	7/16	C-028
940, 945, 986-VC, 985-VC, 994	3/4	2.500 (2-1/2)	7/16	C-016
934, 935, 936, 937	3/4	2.555	7/16	C-029
984-VC, 987-VC, SC430, SC432	3/4	2.625 (2-5/8)	7/16	47822 *
967	3/4	2.733	7/16	C-030
989	1-1/4	1.850	9mm	C-045
SC532, SC534, SC536	1-1/4	2.000	9mm	C-050
SC680, SC682	1-1/4	2.165	1/2	C-051
SC593	1-1/4	2.312 (2-5/16)	1/2	C-040
924	1-1/4	2.375 (2-3/8)	1/2	C-041
931, 984, 985, 985-LH, 986, 987, A-30-114, A-30-116, A-30-118, A-30-120,	1-1/4	2.500 (2-1/2)	5/8	C-017
SC420, SC422, SC426, SC500, SC502, SC504, SC506, SC508, SC509, SC510, SC511, SC512,				
SC514, SC516, SC520, SC522, SC524, SC526, SC528, SC530, SC556, SC559, SC580, SC617				
SC584, SC594	1-1/4	2.531	1/2	C-018
SC424, SC540, SC542, SC544, SC546, SC548, SC550, SC560, SC562, SC564	1-1/4	2.688	1/2	C-019
SC542, SC546, SC548	1-1/4	2.874 (2-7/8)	1/2	C-020
A-28-108, A-29-108, A-30-110	1-1/4	3.000	1/2	C-032
A-28-106, A-29-106, A-30-108	1-1/4	3.250 (3-1/4)	1/2	C-033
A-28-104, A-29-104, A-30-104	1-1/4	3.500 (3-1/2)	1/2	C-035
A-32-100, A-32-200, A-32-400	1-1/4	3.555	1/2	C-036
A-28-102, A-29-102, A-30-102	1-1/4	3.625 (3-5/8)	1/2	C-037
A-28-100, A-29-100, A-30-100	1-1/4	3.750 (3-3/4)	1/2	C-038

*Includes 2 steel shims .007" (#55358); Rub collar shim (#55358)

BALL BEARING RUB COLLARS

For 3/4", 1", 1-1/4" & 30mm Spindle Shapers

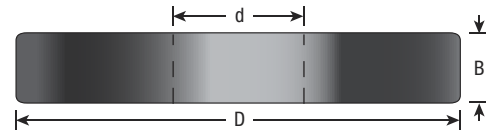
Designed for template shaping such as arched or cathedral doors, etc. Features a steel ball bearing center and interchangeable, lightweight aluminum rub collar sleeves. To order, specify rub collar (example: #61600, 75mm), and then order the correct size bearing to fit your spindle. The bearing includes a special steel retaining collar that properly secures the assembly to your spindle (3/4", 1", 1-1/4" or 30mm).

ØD	B	Order No. (Rub collar only)
75mm	16mm	61600
80mm	16mm	61602
85mm	16mm	61604
90mm	16mm	61606
95mm	16mm	61608
100mm	16mm	61610
4	16mm	61615
103mm	15mm	61611
105mm	16mm	61612
110mm	16mm	61614
115mm	16mm	61616
120mm	16mm	61618
125mm	16mm	61620
130mm	16mm	61622
140mm	16mm	61624
150mm	16mm	61626
160mm	16mm	61628
170mm	16mm	61630

Ød	Order No. (Ball bearing w/ retainer)
1-1/4	61650
1	61652
30mm	61654
3/4	61656

Ød	Order No. (retainer only)
1-1/4	61670
1	61672
30mm	61674
3/4	61676

Note: Bearing only
(1-1/4 x 2-1/2) order
#61660 (no retainer).



DOUBLE 'T' REDUCTION BUSHINGS

Ød	ØD	B	Tool No.
1/2	3/4	1-5/16	BU-918
3/4	1	1-5/16	BU-916
3/4	1-1/4	1-5/16	BU-914
1	1-1/4	1-5/16	BU-912

LONG 'T' REDUCTION BUSHINGS

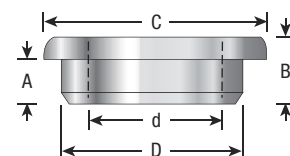
Ød	ØD	B	Tool No.
3/4	1	1-5/16	BU-926
3/4	1-1/4	1-5/16	BU-924
1	1-1/4	1-5/16	BU-922

SHAPER CUTTER 'T' REDUCTION BUSHINGS

(With Flange), 2 Required Per Cutter

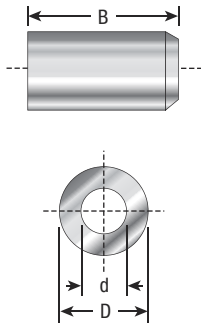
Each item number consists of one of each.

Ød	ØD	A	B	C	Tool No.
1/2	3/4	5mm	9mm	55mm	BU-561
1/2	3/4	1/4	11/32	1	BU-550
1/2	1	5mm	9mm	55mm	BU-565
3/4	1	5mm	9mm	55mm	BU-564
3/4	30mm	5mm	9mm	55mm	BU-562
3/4	1-1/4	5mm	9mm	55mm	BU-570
3/4	1-1/4	1/4	15/32	1-3/4	BU-600
20mm	1-1/4	11/64	1/4	1-3/4	BU-724
1	1-1/4	3/16	9/32	1-3/4	BU-700
1	1-1/4	5mm	9mm	55mm	BU-568
1	1-1/4	1/4	11/32	1-5/8	BU-725 <small>New</small>
1	1-1/4	1/4	11/32	1-3/4	BU-720
1	1-1/4	11/32	1/2	1-3/4	BU-750
1	30mm	5mm	9mm	55mm	BU-560
1-1/8	1-1/4	13/64	1/4	1-3/4	BU-722
30mm	1-1/4	5mm	9mm	55mm	BU-566



HIGH PRECISION INDUSTRIAL STEEL SPACERS

(Sleeve Bushings) For Shaper Cutters



For 1/2" Spindles

Ød	ØD	B	Tool No.
1/2	3/4	.437 (7/16)	BU-902
1/2	3/4	.500 (1/2)	BU-900
1/2	3/4	.750 (3/4)	BU-910
1/2	3/4	1.620 (1-1/16)	BU-920
1/2	3/4	1.250 (1-1/8)	BU-930
1/2	1	.250 (1/4)	67220
1/2	1	.375 (3/8)	67221
1/2	1	.500 (1/2)	67222
1/2	1	.750 (3/4)	67223
1/2	1	1	67224

For 3/4" Spindles

Ød	ØD	B	Tool No.
3/4	1	.250 (1/4)	67230
3/4	1	.375 (3/8)	67243
3/4	1	.437 (7/16)	BU-904
3/4	1-1/4	.250 (1/4)	67225
3/4	1-1/4	.375 (3/8)	67226
3/4	1-1/4	.437 (7/16)	BU-906
3/4	1-1/4	.500 (1/2)	67227
3/4	1-1/4	.750 (3/4)	67228
3/4	1-1/4	1	67229
3/4	1-1/2	.250 (1/4)	67241
3/4	1-5/8	.250 (1/4)	67242
3/4	1-7/8	.250 (1/4)	919

For 1" Spindles

Ød	ØD	B	Tool No.
1	1-1/4	.437 (7/16)	BU-908
1	1-1/2	.250 (1/4)	67231
1	1-1/2	.375 (3/8)	67232
1	1-1/2	.500 (1/2)	67233
1	1-1/2	.750 (3/4)	67234
1	1-1/2	1	67235

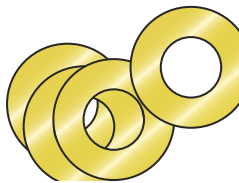
For 30mm Spindles

Ød	ØD	B	Tool No.
30mm	1-1/4	.250 (1/4)	67244
30mm	1-1/4	.375 (3/8)	67245
30mm	1-1/4	.500 (1/2)	67246
30mm	1-1/4	.750 (3/4)	67247
30mm	1-1/4	1	67248



For 1-1/4" Spindles

Ød	ØD	B	Tool No.
1-1/4	1-3/4	.250 (1/4)	67236
1-1/4	1-3/4	.375 (3/8)	67237
1-1/4	1-3/4	.500 (1/2)	67238
1-1/4	1-3/4	.750 (3/4)	67239
1-1/4	1-3/4	1	67240



8 PC. SHIM SETS FOR SHAPER CUTTERS

Application: General purpose arbor steel shims used on assembly type tools that require cutter adjustment. Particularly useful after tool re-sharpening.



Diameters: 'd' Inside x 'D' Outside	8 Pc Set Includes: 'B' Shim Thickness	Qty.	Tool No.
3/4 x 1-1/4	0.1mm (.0040)	1pc.	67250
	0.2mm (.0078)	2pc.	
	0.5mm (.0197)	1pc.	
	1.0mm (.0393)	4pc.	
1-1/4 x 1-3/4	0.1mm (.0040)	1pc.	67252
	0.2mm (.0078)	2pc.	
	0.5mm (.0197)	1pc.	
	1.0mm (.0393)	4pc.	
1-1/4 x 1-31/32	0.1mm (.0040)	2pc.	67208
	0.2mm (.0078)	2pc.	
	0.5mm (.0197)	1pc.	
	1.0mm (.0393)	1pc.	
	2.0mm (.0788)	1pc.	
	3.0mm (.1182)	1pc.	

Safety Guidelines for shaper cutters

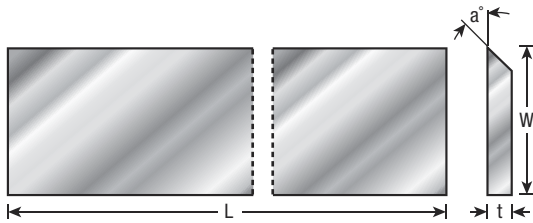


1. Always make sure the machine is disconnected from the power source while going through these important steps.
2. Always refer to your machine owner's manual prior to using your shaper. Learn the machines' applications and limitations as well as the potential hazards.
3. Always wear eye and hearing protection. Keep clothing clear of cutting area.
4. Make certain that the stock is not warped or twisted and is free of any knots, nails, screws, staples, grit or any other foreign object.
5. Always examine the cutters for dull, worn or damaged knives. Never use a dull, worn or damaged tool.
6. When using insert tooling, be sure all knives are installed correctly and securely tightened. Never make adjustments to cutters or knives while shaper is plugged in.
7. Check the direction of the cutter rotation. The sharp leading edge of the knife should be the first to touch the material.
8. Always be sure the spindle nut is securely tightened.
9. Never feed the material in the same direction that the cutterhead rotates.
10. Make sure that both the in feed and out-feed fences are in alignment with each other.
11. Carefully rotate the spindle by hand to be sure that your cutters clear the fence and guards. Never make adjustments to shaper while cutters are turning or the power is on.
12. Always use the safety guards supplied with your machinery. Never remove any safety guards or safety devices. Never make any cuts freehand!
13. Allow at least a minimum safety distance of 4 inches between the cutters and your hands when cutting material. Always use push blocks or sticks when working with small or narrow pieces.
14. Never stand behind the material being shaped.
15. Avoid shaping stock less than 10 inches in length.
16. Hold down the material firmly and feed it into the cutters with a constant and steady feed rate. Do not over-reach.
17. Always feed the material against the cutters. Never remove any stock until the entire length has passed completely through the cutters.
18. Failure to follow safety instructions and warnings could result in serious bodily injury or death.

HSS PLANER & JOINTER INDIVIDUAL KNIVES

T-1 High-Speed Steel (HSS) 18% Tungsten

Sold individually.



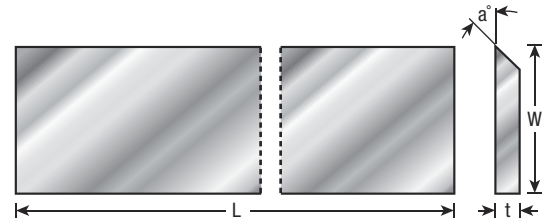
L	W	t	a°	Tool No.
15	1	1/8	45°	P 445
16	1	1/8	45°	P 442
20	1	1/8	45°	P 450
20	35mm	1/8	45°	P 455
24	1	1/8	45°	P 480
24	1-1/4	1/8	45°	P 490
24	35mm	1/8	45°	P 495
25	3/4	1/8	45°	P 560
25	1	1/8	45°	P 580
25	1-1/4	1/8	45°	P 590
25	35mm	1/8	45°	P 595
31	1	1/8	45°	P 650
31	1-1/4	1/8	45°	P 660
37	5/8	1/8	45°	P 700
37	3/4	1/8	45°	P 710
37	7/8	1/8	45°	P 715
37	1	1/8	45°	P 720
37	1-1/8	1/8	45°	P 726
37	1-1/4	1/8	45°	P 730
37	1-1/2	1/8	45°	P 772
37	5/8	3/32	45°	P 740
37	3/4	3/32	45°	P 750
37	3/4	5/32	45°	P 712
37	1-1/8	5/32	45°	P 762
37	1-1/2	5/32	45°	P 774

Metric Sizes

L	W	t	a°	Tool No.
10	30mm	1/8	45°	P 432
37	30mm	3mm	45°	P 727
37	35mm	1/8	45°	P 735
300mm	35mm	3mm	45°	P 731 <i>New</i>
350mm	35mm	3mm	45°	P 733 <i>New</i>
400mm	35mm	3mm	45°	P 732
450mm	35mm	3mm	45°	P 737 <i>New</i>
500mm	35mm	3mm	45°	P 734
610mm	35mm	3mm	45°	P 738 <i>New</i>
1 meter	3/4	3mm	45°	P 460
1 meter	35mm	3mm	45°	P 458

HSS PLANER & JOINTER KNIFE SETS

T-1 High-Speed Steel (HSS) • 18% Tungsten



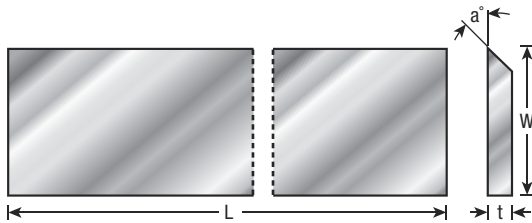
L	W	t	a°	Knives Per Set	Tool No.
4	5/8	1/8	45°	3	P 100
4-3/8	5/8	1/8	45°	3	P 130
6	5/8	1/8	45°	3	P 150
6	5/8	1/8	45°	4	P 160
6	3/4	1/8	45°	3	P 165
6	7/8	1/8	45°	3	P 170
6-1/16	5/8	3/32	45°	3	P 190
6-1/8	5/8	1/8	45°	3	P 220
6-1/8	3/4	1/8	45°	3	P 230
8	5/8	1/16	45°	4	P 250
8	5/8	1/8	45°	3	P 270
8	3/4	1/16	45°	3	P 280
8	3/4	1/8	45°	3	P 290
8	3/4	1/8	45°	4	P 294
8	7/8	1/8	45°	3	P 300
8	1	1/8	45°	3	P 310
8-1/16	5/8	3/32	45°	3	P 340
12	5/8	1/8	45°	3	P 360
12	3/4	1/8	45°	3	P 370
12	7/8	1/8	45°	3	P 380
12	1	1/8	45°	3	P 390
12	1-1/4	1/8	45°	3	P 395
12-1/4	3/4	1/8	45°	3	P 410
12-1/2	7/8	1/8	45°	3	P 430
12-1/2	11/16	1/8	45°	3	P 431
13-1/8	11/16	5/32	45°	3	P 440
16-1/4	1-1/4	5/32	45°	3	P 443
18	1-1/4	5/32	45°	3	P 444
18-1/8	1-1/8	5/32	45°	3	P 446
18-1/4	1-1/4	5/32	45°	3	P 448

L	W	t	a°	Knives Per Set	Tool No.
100mm	30mm	3mm	45°	4	P 120
130mm	30mm	3mm	45°	4	P 140
150mm	30mm	3mm	45°	4	P 180
180mm	30mm	3mm	45°	4	P 240

PLANER & JOINTER KNIVES

Solid Carbide

Ready to use: fully ground and honed solid carbide micro-grain planer & jointer knives. All knives are bevel-edged, and are perfectly parallel and flat, with no mounting holes or slots. Mirror finish, ground from 600 grit diamond wheels. Sold each.



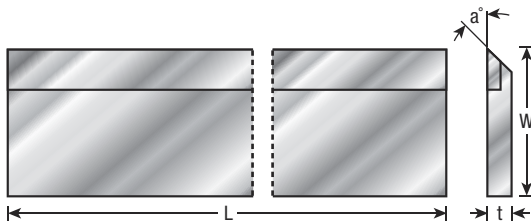
L	W	t	a°	Tool No.
4	5/8	1/8	45°	PSC-100
4	3/4	1/8	45°	PSC-110
6	3/4	1/8	45°	PSC-130
8	5/8	1/8	45°	PSC-140
8	3/4	1/8	45°	PSC-150
12	3/4	1/8	45°	PSC-160
12-1/2	3/4	.088	45°	PSC-170*

* Double-sided (reversible) knives for Delta 12-1/2" planer, mode; #540.

PLANER & JOINTER KNIVES

Carbide Tipped

An economical alternative to solid carbide knives. Longer tool life than standard HSS knives.



L	W	t	a°	Tool No.
4	3/4	1/8	45°	CTP-100
6	5/8	1/8	45°	CTP-110
6	3/4	1/8	45°	CTP-120
8	5/8	1/8	45°	CTP-130
8	3/4	1/8	45°	CTP-140
12	3/4	1/8	45°	CTP-150
15	1	1/8	45°	CTP-170
20	1	1/8	45°	CTP-200

PORTABLE PLANER KNIVES


Solid Carbide

Solid carbide reversible knives designed for many popular 3-1/4" machines.

The ICK-100 (82mm) will fit many models by AEG, Bosch, Hitachi, Makita, Metabo, Ryobi, Skil, etc.

The ICK-200 (82.7mm) will fit many models by Black & Decker.

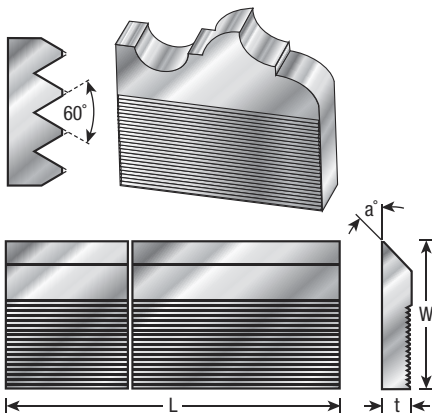
Includes one pair of 2-sided (reversible) knives.



L	W	Thickness	Tool No.
82mm (3-1/4)	5.5mm	1.12mm	ICK-100
82.7mm (3-1/4)	5.5mm	1.12mm	ICK-200

CORRUGATED BACK MOULDER STEEL

M-2 High-Speed Steel (HSS)



L	W	a°	Tool No. t = 1/4"	Tool No. t = 5/16"
25	1-1/4	45°	CSK-100	CSK-300
25	1-1/2	45°	CSK-110	CSK-310
25	1-3/4	45°	CSK-120	CSK-320
25	2	45°	CSK-130	CSK-330
25	2-1/4	45°	CSK-140	CSK-340
25	2-1/2	45°	CSK-150	CSK-350
25	2-3/4	45°	CSK-160	CSK-360
25	3	45°	CSK-170	CSK-370

DICUT™ LAMINATE CUTTER

Carbide Tipped

Quality craftsmanship in your work requires the highest quality in hand tools. Dicut™ is a precision cutting tool made with perfectly ground carbide edges for fast, accurate cutting and scoring of laminates, plastics, Plexiglas® and other materials. Tool features lightweight steel construction, special 'safety-grip' plastic coated handle, and carbide-tips that can be re-sharpened. Packaged in a colorful, attractive clamshell.

Useful for precision cutting of: Formica®, plastic, and Plexiglas.®

Description	Tool No.
Dicut™ Laminate Cutter	20003



SWIVEL DE-BURRING REAMER & SCRAPER

Solid Carbide

Excellent general purpose shop tools for scraping, hole de-burring, etc. Both tools feature large ergonomically designed handles and solid carbide replaceable blades.

Description	Application	Tool No.
Carbide Swivel De-Burring Reamer	Laminate Trimming, "Safe-Edging", Hole De-Burring	20006
Replacement Blade For Above	—	20007
Carbide Hole Scraper	General Purpose	20008
Replacement Blade For Above	—	20009



MAGNETIC KNIFE SETTER

For Planers & Jointers

- Precise adjustments for leveling knives.
- Tool is calibrated with metric dimensions.
- Simple to use.
- Heavy duty magnets.
- Spring loaded magnetized ceramic stop.
- Works with size drums or knives.
- Includes wooden box with instructions.

Description	Tool No.
Universal Knife Setter	MKS-100



A

A-28-100 to A-28-108	321
A-29-100 to A-29-109	320
A-30-100 to A-30-118	319
AMA-10	244
AMA-12 to AMA-12-DLC	240
AMA-17	242
AMA-30 to AMA-50	243
AMS-110	9
AMS-120 to AMS-125	83
AMS-127	52
AMS-128	54
AMS-129	49
AMS-130	52
AMS-131	53
AMS-132	55
AMS-133 to AMS-134	51
AMS-135	16
AMS-136	11
AMS-137	53
AMS-138	54
AMS-139	55
AMS-140	6
AMS-141 to AMS-142	9
AMS-143	11
AMS-144 to AMS-146	9
AMS-147	6
AMS-148	9
AMS-149	80, 82
AMS-150	53
AMS-151	54
AMS-152 to AMS-156	14
AMS-160 to AMS-162	3
AMS-164	52
AMS-165	23
AMS-166-K	22
AMS-167	23
AMS-170	54
AMS-171	53
AMS-172	16
AMS-173 to AMS-176	55
AMS-178	53
AMS-180	82
AMS-182 to AMS-182-K	77
AMS-184	117
AMS-190-K	82
AMS-209	46
AMS-210	46
AMS-420	111
AMS-557	110
AMS-600	94
AMS-CNC-52	57
AMS-CNC-58	56, 57

B

BTG-100 to BTG-200	239
BU-100 to BU-530	309
BU-550 to BU-560	372
BU-561	367, 372
BU-562	372
BU-564	263
BU-564 to BU-750	372
BU-900 to BU-910	373
BU-912 to BU-918	372
BU-920	373
BU-922 to BU-926	372

BU-930	373
BURS-080 to BURS-105	18
BURS-118 to BURS-180	19
BURS-190 to BURS-228	20

C

C-002 to C-051	371
CO-100 to CO-130	62
CO-132	239
CO-134	62
CO-135 to CO-136	239
CO-138 to CO-298	62
CO-300 to CO-336	63
CO-400 to CO-444	62
CO-ER20 to CO-ER40	63
CSK-100 to CSK-370	376
CT01 to CT090	369
CTC10963 to CTC12903-5/8	286
CTP-100 to CTP-200	376

D

DP-300 to DP-304	263
DRB-200 to DRB-224	38
DRB-300-RH	41, 107
DRB-400	42, 95
DRB-404	42, 95
DRB-416 to DRB-418	39, 48
DRB-420	39, 65
DRB-424	39, 66
DRB-432 to DRB-433	40
DRB-440	41, 88
DRB-450	6, 40
DRB-504	42, 120
DSS-100 to DSS-106	304
DT10601	294
DT10720 to DT10720-30	293
DT10721	294
DT10800 to DT10801-30	294
DT120T14 to DT120T24	295
DT125T24-22	301
DT125T24-45	298, 299, 300, 301
DT125T24-45A	299, 301
DT12720 to DT12721-30	294
DT12840 to DT12840-30	293
DT12841 to DT12841-30	294
DT12960 to DT12961-30	294
DT12962	283
DT14108-30 to DT14841-30	294
DT14842	283
DT150T24-30 to DT150T36	301
DT160T36-45	299, 301
DT160T36-55	298, 299, 300, 301
DT175T28-45 to DT175T28-45A	301
DT180T30-20	298, 301
DT180T30-30	298, 301
DT180T30-45	298, 301
DT180T30-45A	301
DT180T30-55	299, 301
DT200T36-20	299, 30, 301
DT200T36-20A	299, 301
DT200T36-45	298, 301
DT200T36-45A	298, 301
DT200T36-45B	298, 301
DT200T36-65	298, 299, 301
DT200T36-65A	298, 299, 301
DT215T42-50	299, 301
DT220T640	292, 293

DT220T641	292, 298
DT300T48-30 to DT300T48-50	301
DT305T481-30	298
DT305T600-30	300
DT305T601-30	299
DT305T601-75	298
DT305T721-80 to DT350T721-30	299
DT355T540-75	300
DT355T541-30	298
DT355T720-75 to DT355T720-80	300
DT355T721-30	298, 299
DT355T721-60 to DT355T721-80	298
DT355T721-80 to DT370T721-30	299
DT380T601-60	298
DT380T721-60A to DT380T721-80	299
DT400T600-30 to DT400T600-75	300
DT400T601-75 to DT400T601-80	298
DT400T720-75 to DT400T720-80	300
DT400T721-2PH	299
DT400T721-30	298, 299
DT400T721-60	298
DT400T721-75	299
DT400T721-80	298, 299
DT420T721-60A	298
DT430T720-30	300
DT430T721-80 to DT430T961-75	299
DT450T720-30	300
DT450T721-30	299
DT450T721-60 to DT450T721-75	298
DT450T721-80 to DT480T721-80A	299
DT500T601-60A to DT500T721-60B	298
DT500T721-75 to DT500T721-75A	299
DT500T721-75B to DT540T721-60	298
DT550T721-100B	298, 299
DT550T721-40	299
DT600T721-60	298

E

EB-351	259
EZ100-24-22 to EZ120-24-22	296
EZA-08 to EZA-14	296

F

FO-079 to FO-700	274
------------------	-----

H

HBM-102	258
HCK-15	244
HCK-17	242
HCK-20 to HCK-30	244
HCK-34 to HCK-36	243
HCK-50	245
HCK-70	240
HG10480 to HG12603-30	287
HG220T420	287, 292
HMA-10	244
HMA-12	240
HO-112 to HO-220	60
HRK-30	244
HRK-50	245
HSS11001 to HSS11006	37
HSS1200 to HSS1216	13
HSS1500 to HSS1607	24
HSS1610 to HSS1614	13
HSS1620 to HSS1661	5
HSS1702TIN to SS1705TIN	17

HSSRM127	370
----------	-----

I

ICK-15 to ICK-30-DLC	244
ICK-35LH to ICK-35RH	245
ICK-40	241
ICK-50 to ICK-60	245
ICK-100 to ICK-200	376

L

LAM300T4 to LAM400T6	305
LB10801 to LB16121	290
LB220T641	290, 292
LB4201	26
LB86401	290

M

MB10800 to MB16120	288
MB220T420	288, 292
MB86400	288
MDF-30	243
MFA-12	240
MFK-30	244
MKS-100	377
MR0100 to MR0101	160, 178
MR0101	160
MR0102 to MR0103	95, 178
MR0104	129, 178
MR0105	95, 178
MR0106 to MR0114	102, 178
MR1004	178
MR1010	129, 178
MR1020	139, 178
MRR108 to MRR112	120, 178
MS10600 to MS15100	286
MSB1080 to MSB1296-30	289

N

NC-820	308
NRC-A01-NRC-A23	130, 131, 189
NRC-B51 to NRC-B55	131
NS-100 to NS-102	131
NS-104 to NS-106	130

P

P 100 to P 774	375
PC-620	308
PLC-100	269
PLP-100	270
PR1040 to PR1240	276
PS-100 to PS-500	269
PSC-100 to PSC-170	376

R

RA1024 to RA1648	292
Rabbet-47702 to Rabbet-47720	160
RB-090 to RB-168	239
RB1020 to RB1628	277
RC-1000 to RC-1007	96
RC-1008 to RC-1016	102
RC-1024	65
RC-1027 to RC-1034	45
RC-1040	44
RC-1045	44, 52

RC-1046 to RC-1072	44
RC-1075	47, 52
RC-1076 to RC-1078	47
RC-1080 to RC-1089	70
RC-1100 to RC-1102	44
RC-1102	52
RC-1103 to RC-1111	44
RC-1126	110
RC-1130	186
RC-1140 to RC-1148	44
RC-1154 to RC-1166	70
RC-1172 to RC-1177	7
RC-1230	94
RC-2000	95, 96
RC-2062	72
RC-2080 to RC-2166	71
RC-2180	72
RC-2241 to RC-2245	88
RC-2247	86
RC-2248	88
RC-2249 to RC-2250	86
RC-2251 to RC-2252	85
RC-2253	86
RC-2255	87
RC-2256 to RC-2258	88
RC-2259	87
RC-2300 to RC-2304	72
RC-2340	168
RC-2350	73
RC-2370 to RC-2375	118
RC-2380 to RC-2383	161
RC-2400	94
RC-2450 to RC-2454	197
RC-2470	189
RC-2480 to RC-2499	198
RC-3100 to RC-3307	71
RC-3400	5
RC-4000 to RC-4006	195
RC-4012	194
RC-4022	182
RC-4070	197
RC-4100	195
RC-4102	194
RC-4200 to RC-4204	73
RC-4300 to RC-4304	307
RC-45226	65, 141
RC-45711 to RC-45712	141
RC-45714 to RC-45716	7
RC-45910	111, 41
RC-47104	95, 141
RC-49104	127, 141
RC-49300	141, 160
RC-49355 to RC-49360	162
RC-49496 to RC-49504	120, 141
RC-54111	141
RCK-8	242
RCK-13 to RCK-15	241
RCK-18	242
RCK-30 to RCK-30-DLC	244
RCK-32 to RCK-36	243
RCK-37	245
RCK-40	241
RCK-50 to RCK-50-DLC	245
RCK-70 to RCK-71	240
RCK-73	241
RCK-75	243
RCK-151 to RCK-151-DLC	245
RCK-344	240
RCK-360 to RCK-362	46, 47
RCK-363 to RCK-369	47
RCK-370	241
RCK-372 to RCK-376	242
RCK-378	241
RCK-380	46, 47
RCK-381 to RCK-393	47
RCK-400	46, 47
RCK-402 to RCK-410	47
RCK-412	46, 47
RCK-414 to RCK-416	47
RCK-420	46, 47
RCK-422 to RCK-426	47
RCK-442 to RCK-456	7
REZ100 to REZ125	296
RM-550	308

S

SC300	328
SC400	351
SC401	349
SC402	351
SC403	350
SC404	351
SC405	350
SC406	351
SC407	350
SC408	352
SC410 to SC416	318
SC420	332
SC422	333
SC424	320, 333
SC426 to SC432	333
SC440 to SC441	336
SC442	337
SC444	336
SC445	337
SC446	337
SC450 to SC453	334
SC460	341
SC462 to SC464	330
SC500 to SC506	351
SC508 to SC512	352
SC514 to SC520	347
SC522 to SC530	348
SC532 to SC536	321
SC540	336
SC542 to SC548	337
SC550	336
SC553	338
SC554 to SC564	340
SC565 to SC568	339
SC570 to SC574	320
SC577 to SC579	335
SC580 to SC583	343
SC584 to SC585	344
SC586 to SC589	335
SC590	345
SC592 to SC596	346
SC597	335
SC600	318
SC602	319
SC610 to SC615	316
SC617	327
SC618	331
SC619	328
SC621	331

SC624	321
SC626 to SC628	323
SC630	325
SC632	316
SC634 to SC636	319
SC638	330
SC640 to SC642	334
SC646 to SC648	322
SC650 to SC654	347
SC656	348
SC658	347
SC660 to SC668	324
SC671 to SC674	316
SC680	318
SC682	322
SC690	348
SC694	348
SCFD-100 to SCFD-128	4
SCK-20 to SCK-30	244
SCK-50	245
SCK-70	240
SCS-1000	367
SCS-1002 to SCS-1108	367
SMA-12	240
SQB100 to SQB102	99, 233
SRK-30	244
SRK-50	245
SS100T12 to SS200T36	297
STF-4 to STF-6	309
TB10100 to TB10101	284
TB10400	280
TB10800 to TB10801	284
TB12480	280
TB12960 to TB12961	284
TB14108	284
TB14540	280
TB83400	280
TB86400 to TB86401	284
TE-100 to TE-124	58
TE-130 to TE-139	59

T

UHO-50 to UHO-63	61
------------------	----

U

WB-40	367, 368
WR-100 to WR-122	61

220T300-220T641

220T340	279, 292
220T640	284, 292
220T641	282, 292

630-000

630-001 to 630-802	261
--------------------	-----

900-999

900	329
903 to 904	327
905	318
906	322
911	327

912 to 918	316
919	373
921	341
922	345
923 to 925	320
926	321
927	320
928	321
929	320
930	321
931	349
932	320
933	328
938	334
939	326
940	342
945	344
948	316
950	318
952	319
953 to 956	316
957	330
958	323
959	319
960 to 961	331
962	324
964	331
965 to 966	325
967	324
968 to 969	322
971 to 972	321
973 to 974	320
975 to 976	326
977	331
980	350
984 to 984-VC	349
985 to 989	350
992 to 993	329
994	342
998 to 999	328

5000-6000

5000 to 5007	238
5008	238, 263
5009	238
5010	238, 367, 368
5011 to 5090	238
6004	233

20000

20003 to 20009	377
20200 to 20212	273

40000

40301 to 40305	28
40782 to 40784	50

41000

41422 to 41448	69
----------------	----

42000

42420 to 42424	27
----------------	----

43000

43108 to 43304	27	45447 to 45453	66	45741	7	46106-K	76
43500 to 43616	24	45450-LH	69	45742	48	46107 to 46108	75
43700 to 43812	67	45454 to 45457	67	45743	7	46110 to 46112	30
43813	106	45459	66	45744	48	46114 to 46116	76
43820 to 43848	67	45460 to 45460-3TS	93	45745	7	46117	75
44000		45460-S	94, 177	45746	48	46118	76
44100 to 44114	35	45461 to 45462	93	45747	7	46119 to 46121	75
45000		45462-S	94	45748	48	46123	30
45100 to 45110	64	45463 to 45464	93	45749	7	46124	80
45180	66	45464-S	94	45750	50	46125	75
45181	66, 89	45465 to 45468	93	45751	48	46125-K	76
45182	66	45469	159	45752 to 45758	48	46126	80
45190 to 45202	65	45470	93, 159	45760 to 45761	49	46127	75
45203	65, 70	45474-S	94	45762	7	46129 to 46130	80
45204 to 45205	65	45475-3DS to 45475-3TS	93	45763 to 45769	49	46131	75
45206	65, 70	45475-S	94	45770	48	46132	81
45208 to 45222	65	45475	93	45771 to 45777	49	46133	30
45223	65, 70	45476	159	45778	7	46134	81
45224 to 45230	65	45477	66	45779	49	46135	30
45231	65, 70	45478 to 45479	159	45780	50-52	46137	77
45232 to 45251-01	65	45480	66	45781	7	46138	81
45253 to 45256	69	45481	93, 177	45782 to 45783	50	46139 to 46180	77
45260	65	45482 to 45485	93	45784	112	46180	179
45270	158	45486	66	45785	7	46180-K to 46183	77
45300 to 45302	64	45487	93, 177	45788 to 45789	50	46184	179
45302 to 45314	64	45488	69	45790	169	46186 to 46191	77
45360 to 45368	93	45489-S	94	45791 to 45795	6	46192	101
45371 to 45372	96	45491	93, 177	45796	167	46196 to 46197	100
45400	67	45494	158	45797 to 45799	6	46200	51, 75
45401	66	45495 to 45496	96	45800 to 45802	156	46200-K	76
45402	67	45498	69	45804	157	46201 to 46202	75
45403	66	45500 to 45505	89	45805	156	46202-K	76
45404 to 45406	67	45506 to 45511	36	45806	157	46202-S to 46210	75
45408 to 45414	66	45520	37	45808 to 45809	155	46214 to 46216	76
45412-LH	69	45540 to 45544	91	45810 to 45812	155, 158	46217	75
45414-3US	68	45550 to 45551	93	45813 to 45813-LH	158	46218	76
45414-LH	69	45560	91	45814 to 45818	157	46219	75
45414-PS	68	45561	90	45820	155	46223 to 46224	80
45415	66	45562	91	45822 to 45830-LH	156	46225	75
45416	66, 158	45563	90	45831	155	46225-K	76
45417	69	45564	91	45832 to 45835	157	46226	80
45418 to 45420	66	45565	90	45837 to 45838	155	46227 to 46231	75
45420-LH	69	45566	51, 91	45839	158	46232 to 46236	81
45420-PS	68	45567 to 45590	90	45850 to 45860	157	46237	75
45422	66	45608 to 45614	4, 49	45880 to 45890	159	46238	81
45422-3US	68	45620 to 45623	49	45900 to 45910	111	46239	75
45422-LH	69	45624 to 45625	48	45912	51, 111	46240 to 46247	76
45422-PS	68	45627 to 45628	50	45914 to 45928	111	46248	51, 76
45424	66	45650 to 45652	108	45930 to 45949	112	46249 to 46250	76
45425	66, 70	45660 to 45662	107	45950	50	46252 to 46252-S	9
45426	66	45663	177	45960 to 45968	110	46253	76
45426-LH	69	45666 to 45667	107	45981 to 45992	109	46254	11
45426-PS	68	45668 to 45669	177	46000		46256	9
45426S to 45430	66	45671	107	46010 to 46014-K	77	46257 to 46259S	76
45431	69	45672 to 45680	177	46020 to 46024	79	46260 to 46260-K	32
45432 to 45436	66	45700	48	46026	80	46261	76
45437	66, 70	45701	49	46028	79	46262	32
45438 to 45440	66	45703	49	46030 to 46032	12	46263	76
45440-LH	69	45704	48, 51	46040 to 46097	31	46264 to 46268	32
45441	66	45705	48, 51, 52	46098	33	46269 to 46279	12
45441-LH	69	45706	48	46099	30	46280 to 46280-5	9
45442 to 45444	66	45707	49	46100	75	46280-K	10
45445	66, 70	45708 to 45710	48	46100-K	76	46280-S to 46281	9
45446	66, 207	45712	48, 51	46101 to 46102	75	46282	9, 51
45446-LH	69	45714 to 45733	48	46102-K	76	46282-5	9
		45736	6	46102-S	76	46282-K	10
		45740	48	46102-S to 46106	75	46282-U to 46284-5	9
						46284-K	10

49543 to 49545	120
49550 to 49554	152
49555	153
49556	152
49557	153
49558	152
49559	153
49560	152
49561	153
49562	210
49563	153
49570 to 49574	115
49592 to 49598	121
49600 to 49622	121
49640 to 49642	145, 209
49643 to 49663	209
49664 to 49666	145, 209
49667 to 49673	209
49674 to 49676	145, 209
49677	209
49680 to 49684	145
49700 to 49720	114
49730 to 49757	119

51000

51100	103
51200 to 51206	105
51300 to 51313	37
51314	36
51315	37
51319	36
51320	68
51321	36
51323	37
51324	68
51325	37
51370 to 51371	3
51373 to 51379	2
51400	103
51401	2
51402	2, 52
51403	22, 217
51404	22, 52, 217
51404-K	22
51405	22, 217
51405-K	22
51406	2
51407	22, 217
51408	2
51409 to 51410	22, 217
51410-K	22
51411	22, 217
51411-K	22
51412 to 51417	22, 217
51417-K	22
51418	22, 217
51419	22, 217
51420	8
51421	22, 217
51422	8
51423 to 51429	22, 217
51430 to 51434-DLC	8
51436	27
51437	22, 217
51438	27
51441	22, 217
51441-K to 51442	22

51442	217
51443 to 51446	22, 217
51446-K	22
51447 to 51449	22, 217
51450	4
51451	2
51452	4
51453	22, 217
51454 to 51459	2
51460 to 51468	14
51470 to 51489	2
51490	3
51491	23, 217
51492	3
51493	23, 217
51494	3
51495	23, 217
51496	3
51497	23, 217
51498	3
51499	23, 217
51500	103
51501 to 51503	2
51504	22, 217
51504-K	22
51505	22, 217
51506	2
51507	22, 217
51508	2
51509 to 51510	22, 217
51510-K	22
51511 to 51519	22, 217
51520	8
51521	31
51522	8
51523 to 51524	22, 217
51525	31
51526 to 51529	22, 217
51530	132
51531 to 51535	31
51540 to 51564	123
51565	124
51566	123
51567 to 51576	124
51580 to 51590	132
51593 to 51597	15
51600	103
51602 to 51604	14
51605 to 51609	15
51610 to 51614	14
51620 to 51627	4
51630 to 51632	25
51634 to 51636	23, 217
51637	25
51638	23
51638	217
51641	22, 217
51642 to 51644	2
51644 to 51648	22, 217
51650 to 51658	16
51660 to 51669	15
51670 to 51672	17
51679	15
51682 to 51689	17
51690 to 51696	16
51706 to 51716	106
51719 to 51729	15
51730 to 51737	25

51739 to 51760	15
51762 to 51767	23
51770 to 51776	2

52000

520121-30	291
-----------	-----

53000

53100 to 53107	165
53107	165, 166
53108 to 53206	165
53207	165, 167
53208 to 53410-1	165
53600	166, 204
53610	167
53632	208
53806 to 53828	210

54000

54100	126
54102 to 54108	125
54110 to 54112	129
54113	190, 193
54114	129
54116 to 54117	190
54118 to 54119	191
54120	134
54121	191
54122 to 54126	134
54127	129
54128 to 54130	126
54131	203
54132	126
54133	205
54134 to 54135	126
54136 to 54142	133
54144 to 54150	128
54160 to 54162	124
54163	124, 204
54164 to 54172	124
54173 to 54175	203
54176	135
54180 to 54182	133
54186 to 54188	136
54190 to 54192	135
54198 to 54200	151
54204	148
54208	137
54210 to 54213	139
54216	136
54217	139
54218 to 54220	148
54221	192
54222 to 54224	149
54227 to 54229	192
54232	150
54234	149
54246	208
54250	148
54254 to 54258	151
54260	150
54262	154
54266	145, 150
54268 to 54269	154
54270 to 54274	172
54278	191

54286	150, 207
54288	150
54292	126
54294	139
54295	144
54296	137
54297 to 54299	143
54302 to 54308	138
54310 to 54314	206
54322 to 54324	137
54330 to 54332	138
54350 to 54356	144
54360	134
54400 to 54410	146
54412 to 54414	147
54520 to 54532	196

55000

55102 to 55103	272
55110 to 55112	123
55149	92
55170 to 55174	104
55200 to 55212	265
55217 to 55220	271
55200XL to 55208XL	265
55221 to 55224	271
55225 to 55229	268
55230 to 55232	108
55240 to 55246	268
55248 to 55259	92
55260 to 55269	266
55277 to 55281	92
55282	267
55283 to 55285	92
55286 to 55288	267
55290 to 55292	272
55293 to 55296	269
55298	270
55300 to 55304	210
55312 to 55314	103
55320 to 55330	175
55340 to 55343	174
55346	175
55350	185
55352	184
55353	173
55354	173, 184
55356	173, 184, 236
55357	119, 167, 173, 184, 236
55358	236
55360 to 55362	202
55363	236
55366	119, 236
55367	167, 184, 236
55368	119, 167, 173, 236
55369	167, 236
55370	185
55371	236
55380	185
55386 to 55387	169
55388	172
55389 to 55391	170
55392	167
55393	170
55394	167
55395	170
55396	167

55400 to 55401	173	57168	221	61467 to 61485	357	217005 to 217008	252
55402	119, 167, 173, 184, 236	57169	223	61550	364	217015 to 217018	255
55403	236	57170	213	62000		301000	
55404	119, 167, 236	57171	223	62282	367	301003 to 301105	252
55407 to 55408	173	57174 to 57176	81, 95	67000		302000-303000	
55410 to 55414	174	57184 to 57187	95, 216	67007	237	302004 to 302008	253
55416 to 55418	173	57190 to 57194	122, 213	67008	237, 263	302010	262
55420	184	57200 to 57220	225	67013 to 67018	237	302011 to 302100	253
55421	183	57232	219	67053	235	302105 to 303105	262
55422 to 55424	184	57238	227	67057 to 67080	237	304000	
55426	205	57246	226	67082	235	304003 to 304009	253
55428	193	57248 to 57254	228	67083	237	304010	262
55430	184	57257	227	67086	235	304011 to 304100	253
55431	183	57258	225	67087	237	304105	262
55432 to 55433	181	57260	226	67088 to 67089	235	304111 to 304130	253
55434	184	57267 to 57269	222	67090 to 67097	237	305000	
55436 to 55439	181	57300 to 57308	3	67098	234	305005 to 305008	252
55440	184	57310 to 57336	23	67099	237	305010 to 305105	262
55441	183	58000		67100	234	306000	
55442 to 55444	184	58110	207	67101	235	306005 to 306008	252
55454 to 55456	176	59000		67103	234	310000-365000	
55460 to 55464	187	59510 to 59702	263	67109	237	310010 to 310105	262
55466 to 55468	171	61000		67111	235	313004 to 314833	254
55500 to 55510	164	61068 to 61104	368	67115	237	315005 to 315090	255
55600 to 55610	266	61117 to 61120	359	67116	234	315105 to 315108	252
55620 to 55628	267	61120 to 61120	359	67117	237	316005 to 316012	256
55640 to 55642	256	61200 to 61216	368	67118 to 67125	235	317008	252
55650	272	61218	365	67126	234	317015 to 317018	255
56000		61220 to 61237	368	67128 to 67132	235	358010 to 359105	262
56100	115	61241 to 61242	363	67134	237	363002 to 365050	260
56108 to 56114	112	61244 to 61249	368	67144	367, 368	413000-463000	
56116	116	61258	361	67146	237	413004 to 414833	254
56118	115	61260	363	67153	367	415005 to 415090	255
56121	114	61262	362	67153	368	416005 to 416012	256
56122	115	61264	361	67176	237	420208 to 420908	259
56123 to 56129	114	61265	362, 363	67200 to 67206	235	424000 to 424006	271
56130 to 56140	113	61268	361	67208 to 67252	373	463002 to 463045	260
56141 to 56143	114	61270	361	67254	317	508000-596000	
56148 to 56150	113	61272 to 61275	364	67398 to 67430	163	508400 to 508400-1	306
56170	115	61280	359	201000-202000		510101 to 596001	291
56172	115, 207	61290	360	201003 to 201105	252	610000	
56174 to 56178	115	61292 to 61293	358	202004 to 202090	253	610200 to 610240	277
56200 to 56210	116	61294	360	203000		610300 to 610300-30	279
56210	207	61296 to 61297	361	203012 to 203040	258	610301	278
56250 to 56284	92	61298	360	203144 to 203258	257	610400 to 610400-30	279
57000		61303 to 61311	359	203260	258	610504 to 610504C	280
57115 to 57116	219	61313 to 61317	317	203261 to 203325	257	610600 to 610600-30	281
57118 to 57120	212	61340 to 61346	355	203350	258	610601 to 610601-30	283
57122	220	61350 to 61354	354	203351	257, 258	610720	292
57127	219	61355 to 61364	356	203352 to 203401	257	610721 to 610721-30	289
57128	220	61365	305	203431	259	610800 to 610800-30	284
57128	220	61366	356	203751 to 203754	257	610800-TS	285
57129	224	61368	305	204000-206000		610801 to 610801-30	282
57130	220	61370 to 61378	317	204003 to 204130	253		
57132	224	61380	305	205005 to 205008	252		
57136	218	61384 to 61388	356	206005 to 206008	252		
57138 to 57152	214	61411 to 61422	355	215000-217000			
57153 to 57154	215	61450	362	215005	252		
57155	215, 223	61451	354				
57156 to 57158	221	61452	362				
57159	215	61453 to 61459	354				
57160	221	61460	357				
57161	224	61461	354				
57162	221	61462 to 61465	357				
57163	223	61466	354				
57165 to 57166	218						

610801-TS279

612000-618000

612240 to 612300-30277
 612360 to 612360-30279
 612401 to 612401-70278
 612480 to 612480-30279
 612600 to 612600-30281
 612601 to 612601-30283
 612604280
 612720 to 612720-30281
 612721 to 612721-30283
 612841 to 612841-30289
 612960 to 612960-30284
 612960-TS285
 612961 to 612961-30282
 614108 to 614108-30284
 614108-TS285
 614109 to 614109-30282
 614280277
 614401278
 614420 to 614540-30279
 614541283
 614704280
 614720 to 614720-30281
 614721 to 614721-30283
 614840281
 614841283
 614961289
 615100-TS285
 616109289
 616128284
 616129282
 616320 to 616360-30277
 616480 to 616600-30279

616804280
 616960281
 616961283
 618108 to 618108-30281
 618109 to 618109-30283
 618132284
 618133282
 618320277
 618540279

620000

620120281
 620121283
 620360277
 620600279

64F000-64RM000

64F000 to 64F006367, 369
 64F008 to 64F015369
 64F016 to 64F017367, 369
 64F018 to 64F095369
 64F096367, 369
 64F097369
 64F098 to 64F099367, 369
 64F100 to 64F177369
 64RM193 to 64RM599370

651000

651010 to 651010-R304
 651030 to 651030-1303
 651210 to 651210-R304
 651230303
 651280 to 651880-AK304

656000

656010 to 656010-R304
 656030303

658000

658010 to 658020-R304
 658030 to 658040-30303
 658060 to 658060-30302

65RM000

65RM127370

663000

663000 to 663010295

66F000-66RM000

66F001 to 64F012370
 66CL600370
 66RM600370

675000

675600284

683000-684000

683400279
 684004280
 684800281
 684801283

686000

686400284

686401 to 686401-30282

692000-696000

692400 to 694000279
 694001283
 694004280

710000

710200278

712000

712240278
 712601282
 712960281
 712961282

714000

714280 to 714280-30278
 714721282

716000

716320 to 716320-30278
 716600281
 716801282
 716960281
 716961282

Warranty: All Amana Tool® products are warranted to be free from defects in material and/or workmanship, provided that the tools are properly maintained and there is no evidence of abuse or misuse.

The specifications, current at time of publication, are intended for reference purposes and are subject to change without notice. Amana Tool® is not responsible for typographical errors.

©2018 All rights reserved.
 No part of this catalog may be reproduced without written consent of Amana Tool Corporation headquarters, New York

Amana Tool® and Redefining Woodworking® are registered trademarks of Amana Tool Corporation.

Dicut™, 'DI-COUNT'™, Ditec™, Duo-Set™, Dynabit™, E-Z Change™, E-Z Dial™, Floor King™, In-Groove™, In-Tech™, Insert Bevel Trim™, Insert Superabbet™, Jr™, Instile & Rail System™, No-File™, Nova™, Nova System™, Profile Pro™, Quadraset™, Prestige™, Super Plunge™, Superabbet™, Supertrim™, Ultra-Glide™, Ultratrim™, and Vari-Depth™ are trademarks of the Amana Tool® Corporation.

Altendorf® is a registered trademark of Wilhelm Altendorf GmbH & Co. KG. Alucobond® is a registered trademark of 3A Composites GmbH.

Amerock® is a registered trademark of Newell Operating Company. ATI™ is a trademark of Advanced Technology Inc. Avonite® and Avonite Surfaces® are registered trademarks of Aristech Acrylics LLC. Castle® is a registered trademark of Castle, Incorporated. Crain® is a registered trademark of Crain Cutter Co. Dibond® is a registered trademark of Alcan Composites USA Inc. DuPont®, Delrin®, Corian® and Teflon® are registered trademarks of E. I. du Pont de Nemours and Company. Formica®, DecoMetal® and Surell® are registered trademarks of The Diller Corporation. Fountainhead® is a registered trademark of Kohler Co. Hinge-Mate™ is a trademark of Hinge Mate. HOLZ HER® is a registered trademark of Holz-Her GmbH. Inkra® is a registered trademark of Taylor Design Group, Inc. Keller™ is a trademark of Keller & Co. Lamello® is a registered trademark of Lamello AG. Leigh® is a registered trademark of Leigh Industries Ltd. Lexan® is a registered trademark for SABIC Innovative Plastics IP B.V. Lucite® is a registered trademark of the Lucite International Inc. Morten™ is a trademark of The Black & Decker Corporation. Norfield® is a registered trademark of Norfield Industries. Omnijig® and Delta® are registered trademarks of Chang Type Industrial Co., Ltd. Phillips® is a registered trademark of Phillips Screw Company Corporation. Plexiglas® is a registered trademark of the Arkema France. Porter-Cable® is a registered trademark of The Black & Decker Corporation. Roberts® is a registered trademark of Roberts Consolidated Industries, Inc. SCMI® is a registered trademark of SCM Group S.p.A. Striebig® is a registered trademark of Striebig AG Corporation. Torx® is a registered trademark of Acument Intellectual Properties, LLC. Trespas® is a registered trademark of Trespas International B.V. Wilsonart® and Gibraltar® are registered trademarks of Premark RWP Holdings Inc. Xanita® is a registered trademark of Sambendan Limited. Xanita LightBoard™, X-board™, X-board Plus™, and X-Board Lite™ are trademarks of Sambendan Limited.

CONVERSION TABLE

Inch Decimals	Inch Fractions (x)						MM	Millimeters				
	/64	/32	/16	/8	/4	/2		1" + (x)	2" + (x)	3" + (x)	4" + (x)	5" + (x)
0.015625	1/64						0.397	25.400	50.800	76.200	101.600	127.000
0.031250		1/32					0.794	25.797	51.197	76.597	101.997	127.397
0.046875	3/64						1.191	26.194	51.595	76.994	102.394	127.794
0.062500			1/16				1.588	26.591	51.991	77.391	102.791	128.191
0.078125	5/64						1.984	26.988	52.388	77.788	103.188	128.588
0.093750		3/32					2.381	27.384	52.784	78.184	103.584	128.984
0.109375	7/64						2.778	27.781	53.181	78.581	103.981	129.381
0.125000			1/8				3.175	28.178	53.578	78.978	104.378	129.778
0.140625	9/64						3.572	28.575	53.975	79.375	104.775	130.175
0.156250		5/32					3.969	28.972	54.372	79.772	105.172	130.572
0.171875	11/64						4.366	29.369	54.769	80.169	105.569	130.969
0.187500			3/16				4.762	29.766	55.166	80.568	105.966	131.366
0.203125	13/64						5.159	30.162	55.562	80.962	106.362	131.762
0.218750		7/32					5.556	30.559	55.959	81.359	106.759	132.159
0.234375	15/64						5.953	30.956	56.356	81.756	107.156	132.556
0.250000				1/4			6.350	31.353	56.753	82.153	107.553	132.953
0.265625	17/64						6.747	31.750	57.150	82.550	107.950	133.350
0.281250		9/32					7.144	32.147	57.547	82.947	108.347	133.747
0.296875	19/64						7.541	32.544	57.944	83.344	108.744	134.144
0.312500			5/16				7.938	32.941	58.341	83.741	109.141	134.541
0.328125	21/64						8.334	33.338	58.738	84.138	109.538	134.938
0.343750		11/32					8.731	33.734	59.134	84.534	109.934	135.334
0.359375	23/64						9.128	34.131	59.531	84.931	110.331	135.731
0.375000			3/8				9.526	34.528	59.928	85.328	110.728	136.128
0.390625	25/64						9.922	34.925	60.325	85.725	111.125	136.525
0.406250		13/32					10.319	35.322	60.722	86.122	111.522	136.922
0.421875	27/64						10.716	35.719	61.119	86.519	111.919	137.319
0.437500			7/16				11.112	36.116	61.516	86.916	112.316	137.716
0.453125	29/64						11.509	36.512	61.912	87.312	112.712	138.112
0.468750		15/32					11.906	36.909	62.309	87.709	113.109	138.509
0.484375	31/64						12.303	37.306	62.706	88.106	113.506	138.906
0.500000				1/2			12.700	37.703	63.103	88.503	113.903	139.303
0.515625	33/64						13.097	38.100	63.500	88.900	114.300	139.700
0.531250		17/32					13.494	38.497	63.897	89.297	114.697	140.097
0.546875	35/64						13.891	38.894	64.294	89.694	115.094	140.494
0.562500			9/16				14.288	39.291	64.691	90.091	115.491	140.891
0.578125	37/64						14.684	39.688	65.088	90.488	115.888	141.288
0.593750		19/32					15.081	40.084	65.484	90.884	116.284	141.684
0.609375	39/64						15.478	40.481	65.881	91.281	116.681	142.081
0.625000			5/8				15.875	40.878	66.278	91.678	117.078	142.478
0.640625	41/64						16.272	41.275	66.675	92.075	117.475	142.875
0.656250		21/32					16.669	41.672	67.072	92.472	117.872	143.272
0.671875	43/64						17.066	42.069	67.469	92.869	118.269	143.669
0.687500			11/16				17.462	42.466	67.866	93.266	118.666	144.066
0.703125	45/64						17.859	42.862	68.262	93.662	119.062	144.462
0.718750		23/32					18.256	43.259	68.659	94.059	119.459	144.859
0.734375	47/64						18.653	43.656	69.056	94.456	119.856	145.256
0.750000				3/4			19.050	44.053	69.453	94.855	120.253	145.653
0.765625	49/64						19.447	44.450	69.850	95.250	120.650	146.050
0.781250		25/32					19.844	44.847	70.247	95.647	121.047	146.447
0.796875	51/64						20.241	45.244	70.644	96.044	121.444	146.844
0.812500			13/16				20.638	45.641	71.041	96.441	121.841	147.241
0.828125	53/64						21.034	46.038	71.438	96.838	122.238	147.638
0.843750		27/32					21.431	46.434	71.834	97.234	122.634	148.034
0.859375	55/64						21.828	46.831	72.231	97.631	123.031	148.431
0.875000			7/8				22.225	47.228	72.628	98.028	123.428	148.828
0.890625	57/64						22.622	47.625	73.025	98.425	123.825	149.225
0.906250		29/32					23.019	48.022	73.422	98.822	124.222	149.622
0.921875	59/64						23.416	48.419	73.819	99.219	124.619	150.019
0.937500			15/16				23.812	48.816	74.216	99.616	125.016	150.416
0.953125	61/64						24.209	49.212	74.612	100.012	125.412	150.812
0.968750		31/32					24.606	49.609	75.009	101.409	126.809	152.209
0.984375	63/64						25.003	49.609	75.406	101.806	126.206	151.606
								50.000	75.803	101.203	126.603	152.003

www.amanatool.com



Amana Tool® / Headquarters

120 Carolyn Boulevard
Farmingdale, New York 11735 USA

Phone: +1 (631) 752-1300
Toll-Free Phone: (800) 445-0077

Fax: +1 (631) 752-1674
Toll Free Fax: (877) 676-0077 (orders only)

Email: tools@amanatool.com

Dealer



FORM #AM-1-18