



**FESTOOL®**

Product Catalog **2018**

Tools for the Toughest Demands





# system. unmatched.


Festool power tools will help you do things other tools cannot do. Our system of tools, accessories and consumables are designed to be used together.

With each Festool you add to your Festool system, you will increase your speed and productivity.

Beyond simply working better together, our products are engineered, manufactured and calibrated to operate in sync, resulting in the unmatched performance you demand and deserve.







Tools above: TS 75 EQ, FS 1900/2 Guide Rail, MFT/3 Basic and CT 26 E






**innovation. unmatched.**

On the jobsite or in the shop, craftsmen all over the world trust Festool to make them better because innovation has been our foundation since 1925. We stand behind over 90 years of unyielding commitment to quality, precision, and exceptional customer service.





Tools above: HK 55 EQ and attachable FSK 420 Guide Rail



# FESTOOL®

We rethink the traditional. We push past the status quo. We reject compromise. Festool's job is not to give you what you want. It's bigger than that. We are committed to designing and manufacturing high-performance tools that will help you achieve superior results.

And we do all of this by — researching, designing, and developing tools in the hands of master craftsman. At Festool we make sure that every product surpasses your expectations about what a power tool can do.

In these pages you'll learn more about how our tools, accessories, and consumables are unmatched in quality, functionality, and purpose — and carefully crafted with you in mind.





**6** Dust Extractors



**18** Vacuum Clamping



**24** Multifunction Tables



**30** Storage and Mobility



**40** Track saws



**54** Miter Saw



**60** Jigsaws



**74** Oscillating Multi-Tool



**80** Routers



**94** Router Tables



**100** Edge Bander



**106** Joiners



**116** Planer



**122** Drills/Drivers



**140** Lighting



**148** Jobsite Radio



**150** ROTEX Sanders




**156** Random Orbital Sanders



**164** Orbital Sanders



**172** Specialty Sanders



**188** Abrasives and Finishing




**202** Polishing



**206** Service all-inclusive





dust extraction. unmatched.





Our CT Dust Extractors connect effortlessly with our tools and capture fine particles at the source. This allows quicker cleanup, creates smoother finishes, extends the life of your tools, and protects the air you breathe. With these advantages alone, it's clear to see that our system approach centers around working clean. And that's why we've created a full lineup of CT Dust Extractors that have you covered on any job, large or small.





CERTIFIED FULL UNIT  
**HEPA**  
DUST EXTRACTOR

**CT SYS** | \$395.00  
575280

Portable and compact, yet loaded with features such as Full Unit HEPA Certification, tool-triggered operation, high-performance suction, and Systainer integration. The CT SYS is ideal for remodelers and painters who need the utmost in portability, yet without compromise in function.



CERTIFIED FULL UNIT  
**HEPA**  
DUST EXTRACTORS

**CT MINI** | \$540.00  
575260

**CT MIDI** | \$590.00  
575267

Festool's most portable mobile Dust Extractors, the CT MINI and CT MIDI, are compact and lightweight, yet have enough capacity for common jobsite tasks. The CT MIDI is slightly larger in size, offering increased capacity for heavier onsite use. Both units carry Full Unit HEPA Certification.

CERTIFIED FULL UNIT  
**HEPA**  
 DUST EXTRACTORS

- CT 26 E** | \$730.00  
574930
- CT 36 E** | \$790.00  
574935
- CT 48 E** | \$830.00  
574938

The CT 26, CT 36, and CT 48 are Festool's most capable and versatile mobile Dust Extractors. These units can easily negotiate obstacles in the shop or on the worksite. All three units carry Full Unit HEPA Certification.



**CT 36 AC** | \$915.00  
574933

Designed for the toughest, high-volume dust environments, the CT 36 AC is built to capture the mess before it becomes an issue, for you or your client. Built to accompany the PLANEX Drywall Sanders, it features automatic filter cleaning, automatic start, variable suction force, large casters and durable build quality. It's jobsite tough and jobsite smart.

For a complete Drywall Sanding System turn to page 174 and 176.





## More Details

### Highly portable

Generously-sized casters plus an ergonomic center handle, positioned for comfortable lifting and carrying, deliver a truly mobile solution. Integrated parking brake prevents movement during transport.

### Wet capabilities

With a water level detector, when used with wet filter, CT Dust Extractors can be used for wet extraction since the unit automatically shuts off when the container is full. Use with a Festool cleaning set for a complete extraction solution.

### Filter bag efficiency

Maximize Filter Bag life due to the horizontal design that uses space efficiently, and ultimately uses fewer bags to hold more dust and debris.

### Foot brake

Quick on/off foot-actuated brake prevents roll-off during usage or during transport.

## Features + Capabilities



### Variable suction force

With a simple turn of the dial, CFM and power consumption are regulated at the CT for greater dust extraction control.



### Self-cleaning filter bag

Collapsible bag design eliminates dust cake between cycles, delivering full and sustained suction force and longer bag life.



### HEPA filtration

Includes a standard-equipment HEPA filter, rated to remove 99.99% of dust and particulate down to .3 microns.



### Automatic tool start

On-board outlet connection and AUTO setting provides tool-triggered function for automatic dust extraction.



### Integrated SYS-Dock and hose garage

Cords and hoses conveniently store in the onboard Hose Garage, while the flat top and locking latches allow you to attach one or more SYSTAINERS.



### Anti-static hose

Anti-static design helps to eliminate dust particle buildup on the hose exterior, while also preventing clogging and errant shocks.















	<b>CT SYS</b>	<b>CT MINI</b>	<b>CT MIDI</b>	<b>CT 26 E</b>	<b>CT 36 E</b>	<b>CT 48 E</b>	<b>CT 36 AC</b>
	\$395.00 575280	\$540.00 575260	\$590.00 575267	\$730.00 574930	\$790.00 574935	\$830.00 574938	\$915.00 574933
<b>Standard package includes</b>							
Anti-Static Suction Hose	1-1/16" x 9.8' (27 mm x 3.0 m)	1-1/16" x 11.5' (27 mm x 3.5 m) (1 piece)	1-1/16" x 11.5' (27 mm x 3.5 m) (1 piece)	1-1/16" x 11.5' (27 mm x 3.5 m) (1 piece)	1-1/16" x 11.5' (27 mm x 3.5 m) (1 piece)	1-1/16" x 11.5' (27 mm x 3.5 m) (1 piece)	1-7/16" x 11.5' (36 mm x 3.5 m) (1 piece)
Filters	HEPA (1 piece)	HEPA (1 piece)	HEPA (1 piece)	HEPA (1 piece)	HEPA (1 piece)	HEPA (1 piece)	1 Micron (1 piece)
Disposable Filter Bag	1 piece	1 piece	1 piece	1 piece	1 piece	1 piece	1 piece
Container / Filter Bag Capacity	1.2 gal / 0.9 gal (4.5 liters / 3.5 liters)	2.6 gal / 2 gal 10 liters / 7.5 liters	3.96 gal / 3.3 gal 15 liters / 12.5 liters	6.9 gal / 6.3 gal 26 liters / 24 liters	9.5 gal / 8.9 gal 36 liters / 34 liters	12.7 gal / 12.2 gal 48 liters / 46 liters	9.5 gal / 36 liters
<b>Specifications</b>							
Depth x Width x Height	15.6" x 11.6" x 10.6" (396 x 296 x 270 mm)	17.5" x 13.5" x 16.5" (440 x 340 x 420 mm)	17.5" x 13.5" x 18.5" (440 x 340 x 470 mm)	24.8" x 14.4" x 21.25" (630 x 365 x 540 mm)	24.8" x 14.4" x 23.4" (630 x 365 x 596 mm)	28.1" x 15.4" x 26.75" (715 x 392 x 680 mm)	24.8" x 14.4" x 23.4" (630 x 365 x 596 mm)
Weight	15.2 lbs (6.9 kg)	19.2 lbs (8.7 kg)	19.8 lbs (9 kg)	28.7 lbs (13 kg)	31.8 lbs (14.4 kg)	35.9 lbs (16.3 kg)	33.5 lbs (15.2 kg)
Noise (Sound Level)	67 dBA	62 dBA (low setting) 72 dBA (max. setting)	62 dBA (low setting) 72 dBA (max. setting)	62 dBA (low setting) 71 dBA (max. setting)	62 dBA (low setting) 71 dBA (max. setting)	62 dBA (low setting) 71 dBA (max. setting)	62 dBA (low setting) 71 dBA (max. setting)
Max. Suction Capacity	106 CFM (3,000 l/min)	130 CFM (3,700 l/min)	130 CFM (3,700 l/min)	137 CFM (3,900 l/min)	137 CFM (3,900 l/min)	137 CFM (3,900 l/min)	137 CFM (3,900 l/min)
Maximum Vacuum	80" static water lift (20,000 Pa)	96" static water lift (24,000 Pa)	96" static water lift (24,000 Pa)	96" static water lift (24,000 Pa)	96" static water lift (24,000 Pa)	96" static water lift (24,000 Pa)	96" static water lift (24,000 Pa)
Power Consumption	1000 watts 8.3 amps 120 V AC	400-1200 watts 3.3-10 amps 120 V AC	400-1200 watts 3.3-10 amps 120 V AC	350-1200 watts 2.9-10 amps 120 V AC	350-1200 watts 2.9-10 amps 120 V AC	350-1200 watts 2.9-10 amps 120 V AC	350-1200 watts 2.9-10 amps 120 V AC



## CT Accessories

A complete and seamless system, Festool Dust Extractors and accessories work together with our tools not only to remove dust, but enhance your work and save time. From full cleaning sets, to individual hoses, nozzles and filters, these are more than add-ons. They're integral to our approach.

		CT SYS	CT MINI	CT MIDI	CT 26 E	CT 36 E	CT 48 E	CT 36 AC	
CLEANING SETS									
	<p><b>Compact Cleaning Set</b> D 27/D 36 K-RS-Plus</p> <p>Compact and lightweight set for quick cleanup on jobsites and in workshops. Includes: SYSTAINER 1 (497 563); 36 mm PP1 Curved Hand Tube (452 901); 36 mm PP Extension Tube (452 903) [3 pieces]; 36 mm PP Interchangeable Floor Nozzle (452 906); 36 mm PP Crevice Nozzle (452 904); 36 mm PP Upholstery Nozzle (500 592)</p>	•	•	•	•	•	•		<p>\$100.00</p> <p>497697</p>
	<p><b>Universal Cleaning Set</b> D 36 UNI-RS-Plus</p> <p>Includes: SYSTAINER 5 (497 567); 36 mm Non-Antistatic Hose (11.5') length (452 881); 36 mm PP Curved Hand Tube (452 901); 36 mm PP Extension Tube (452 903) (3 pieces); 36 mm PP Standard Floor Nozzle (452 907); 36 mm PP Crevice Nozzle (452 904); 36 mm PP Upholstery Nozzle (500 592); 36 mm PP Suction Brush (440 404) General purpose, all-plastic cleaning set for jobsite or workshop cleaning tasks.</p>				•	•	•	•	<p>\$190.00</p> <p>497702</p>
	<p><b>Tradesman / Installer Cleaning Set</b> D 36 HW-RS-Plus</p> <p>Includes: SYSTAINER 5 (497 567); 36 mm Anti-Static Hose (11.5') length (452 882); 36 mm SS2 Curved Hand Tube (452 900); 36 mm SS Extension Tube (452 902) (3 pieces); 36 mm PP Multipurpose Floor Nozzle (452 911); 36 mm PP Crevice Nozzle (452 904); 36 mm PP Upholstery Nozzle (500 592); 36 mm PP Suction Brush (440 404) Rugged stainless-steel set is built for durability and equipped to be the ideal solution for both residential and commercial jobsites.</p>				•	•	•	•	<p>\$275.00</p> <p>497700</p>
	<p><b>Workshop Cleaning Set</b> D 36 WB-RS-Plus</p> <p>Includes: SYSTAINER 5 (497 567); 36 mm Anti-Static Hose (11.5') length (452 882); 36 mm SS Curved Hand Tube (452 900); 36 mm SS Extension Tube (452 902) (3 pieces); 36 mm Aluminum Industrial Floor Nozzle (452 908) Rugged stainless-steel set is built for durability and equipped to be the ideal solution for commercial shops or industrial settings.</p>				•	•	•	•	<p>\$310.00</p> <p>497701</p>
	<p><b>Industrial Cleaning Set</b> D 50 GS-RS</p> <p>Includes: Cardboard box; 50 mm Non-Antistatic Hose (8.25') length (452 887); 50 mm PP Extension Tube (440 412) (2 pieces); 50 mm PP Workshop Floor Nozzle (452 909); 50 mm PP Square Nozzle (440 416); 50 mm PP Large Crevice Nozzle (452 912); 50 mm PP Suction Brush (440 419) Oversized industrial set comes complete with large diameter tubes and hose for tackling heavier cleanup tasks or larger debris.</p>				•	•	•	•	<p>\$145.00</p> <p>454770</p>

		CT SYS	CT MINI	CT MIDI	CT 26 E	CT 36 E	CT 48 E	CT 36 AC		
<b>FILTER BAGS</b>										
	<b>SELF-CLEAN Filter Bag</b> Self-cleaning fleece filter bag enables vac to maintain suction up to full capacity. Extremely durable for all kinds of debris, including drywall and cement dust. No more torn bags or accidental spills. Filters particles to 5 microns. Integrated flap to seal bag. (5 pieces)	•							\$22.00 500438	
			•							\$32.00 498410
				•						\$38.00 498411
					•					\$42.00 496187
							•		•	\$48.00 496186
	<b>Longlife Filter Bag</b> Sturdy, reusable bag is ideal for collecting coarse chips and debris, lasting up to 500 uses. Fast, easy and secure installation and removal eliminates downtime. (1 piece)	•							\$53.00 497539	
			•							\$86.00 500642
				•						\$105.00 499703
					•					\$145.00 499704
						•				\$230.00 496120
	<b>Disposable Dust Liners</b> Sanding drywall creates a lot of dust. These open-face, disposable collection bags provide an easy and convenient means to dispose of the mess. (5 pieces)								\$250.00 496121	
							•		\$275.00 498506	
									•	\$46.00 496215
<b>FILTER ELEMENTS</b>										
	<b>HEPA Main Filter</b> HEPA filtration. Our highest standard for filtration. Filters particles to .3 microns. (1 piece)	•							\$69.00 200340	
			•	•						\$69.00 496752
					•	•	•	•		\$100.00 498994
	<b>Main Filter</b> Main standard filter. Standard 1 micron filter—paper. (1 piece)	•							\$24.00 500558	
			•	•						\$30.00 456790
					•	•	•			\$40.00 496170
	<b>CT 36 AC Main Filter</b> AC High-Performance Filter that has One-micron filter designed specifically for use with CT 36 AC AutoClean system to maximize cleaning effectiveness.								\$59.00 496172	
	<b>Wet Filter</b> Prevents foam buildup associated with wet extraction. (1 piece)		•	•					\$23.00 456805	
					•	•	•	•		\$25.00 496169



**HOSES**

**Anti-Static Hoses**

Anti-static design helps to eliminate dust particle buildup on the hose exterior, also preventing clogging and errant shocks. Includes rotating connector (extractor end) and reducing sleeve (tool end). (50 mm hose includes two (2) rotating connector pieces)



	CT SYS	CT MINI	CT MIDI	CT 26 E	CT 36 E	CT 48 E	CT 36 AC	
1-1/16" x 9.8' (27 mm x 3.0 m) AS	•							\$115.00 500559
1-1/16" to 1-1/4" x 11.5' (27-32 mm x 3.5 m) AS		•	•					\$160.00 499742
1-1/16" x 11.5' (27 mm x 3.5 m) AS				•	•	•	•	\$130.00 452878
1-1/16" x 16.5' (27 mm x 5 m) AS				•	•	•	•	\$170.00 452880
1-7/16" x 11.5' (36 mm x 3.5 m) AS				•	•	•	•	\$175.00 452882
1-7/16" x 16.5' (36 mm x 5 m) AS				•	•	•	•	\$205.00 452884
1-7/16" x 23' (36 mm x 7 m) AS				•	•	•	•	\$250.00 452886
1-15/16" x 8.25' (50 mm x 2.5 m) AS				•	•	•	•	\$150.00 452888
1-15/16" x 13' (50 mm x 4 m) AS				•	•	•	•	\$210.00 452890
1-7/16" x 11.5' (36 mm x 3.5 m) AS							•	\$190.00 496972

**Non-Antistatic Hoses**

Hose is designed for use with non-antistatic equipment such as nozzles and extension tubes. Each hose features a rotating connector (extractor end) and reducing sleeve (tool end). (50 mm hose includes two (2) rotating connector pieces)



	CT SYS	CT MINI	CT MIDI	CT 26 E	CT 36 E	CT 48 E	CT 36 AC	
1-1/16" x 11.5' (27 mm x 3.5 m)				•	•	•	•	\$92.00 452877
1-1/16" x 16.5' (27 mm x 5 m)				•	•	•	•	\$105.00 452879
1-7/16" x 11.5' (36 mm x 3.5 m)				•	•	•	•	\$110.00 452881
1-7/16" x 16.5' (36 mm x 5 m)				•	•	•	•	\$130.00 452883
1-7/16" x 23' (36 mm x 7 m)				•	•	•	•	\$155.00 452885

**Sleeved Anti-Static Hoses**

Integrated external sleeve protects the work surface and edges of material being machined as well as allows the hose to freely move over edges. Equipped with integrated Plug-It cords, these tapered hoses are compatible with most Plug-It equipped tools. Hoses are tapered for greater flexibility and airflow.






	CT SYS	CT MINI	CT MIDI	CT 26 E	CT 36 E	CT 48 E	CT 36 AC	
7/8" to 1-1/4" x 11.5' (22-32 mm x 3.5 m) AS. Supplied with SYSTAINER SYS 3.		•	•	•	•	•	•	\$250.00 201751
7/8" to 1-1/4" x 16.5' (22-32 mm x 5 m) AS. Supplied in a box.		•	•	•	•	•	•	\$280.00 201761
7/8" to 1-1/4" x 32.8' (22-32 mm x 10 m) AS. Supplied in a box.		•	•	•	•	•	•	\$375.00 201778

**HOSES**









**Hose Sleeves—Rotating Connector (replacement)**

Durable connection points for extractor end of hoses. Black-colored connectors are for use with anti-static hoses and the gray-colored connectors are for use with non-antistatic hoses.

		CT SYS	CT MINI	CT MIDI	CT 26 E	CT 36 E	CT 48 E	CT 36 AC	
	Anti-static1 version for D 27 mm suction hose.				•	•	•	•	\$27.00 452892
	Anti-static1 version for D 36 mm suction hose.				•	•	•	•	\$29.00 452894
	Anti-static1 version for D 50 mm suction hose.				•	•	•	•	\$32.00 452896










**Hose Sleeves—Reducing Sleeves**

For tool end of hoses or use with cleaning sets, tubes, nozzles and brushes.






		CT SYS	CT MINI	CT MIDI	CT 26 E	CT 36 E	CT 48 E	CT 36 AC	
	<b>Anti-Static Hose Sleeve</b> D36 mm Anti-Static suction hose reducing sleeve. Tool end of extraction hose for 36 mm hose.				•	•	•		\$27.00 487721
	<b>Antistatic Angle Adapter</b> Elbow hose end for connection in CT MIDI or CT MINI. (For use with 452 878 or 452 877)	•	•	•					\$30.00 456806
	<b>Antistatic Angle Adapter</b> Elbow hose end for connection in CT MIDI or CT MINI. (For use with 499 742)		•	•					\$29.00 499907
	<b>Antistatic Connector Sleeve</b> Connects suction hoses D 50 mm/D 36 mm/D 27 mm. Connects Rotating Connector (extractor ends) together. Tapered fit.				•	•	•		\$21.00 493047
	<b>Suction Adapter</b> For reducing from 50 mm to 36 mm hose or when connecting 36 mm to 27 mm hose.				•	•	•		\$17.75 452897
	<b>Antistatic Y-Adapter</b> Connects two suction hoses to the Dust Extractor. Includes blanking plug to cap off unused inlet.				•	•	•	•	\$44.00 452898
	<b>Blanking Plug</b> Cap seals inlet to prevent backflow of dust and debris during storage and transport.				•	•	•	•	\$17.75 452899
	<b>Anti-Static Hose Sleeve D 27 DM-AS/CT</b> For all D27 and D27/32 suction hoses, not suitable for variants with integrated plug-it cable. For all power tools with D27 and D36 flange (all Festool power tools) and cleaning accessories	•	•	•	•	•	•	•	\$25.00 500669








Anti-static versions are only effective when used with anti-static design (Festool's CT series) Dust Extractors. The reducing sleeve for the hose must be replaced by a D 36/D 27 rotating connector.



TUBES		CT SYS	CT MINI	CT MIDI	CT 26 E	CT 36 E	CT 48 E	CT 36 AC	
<b>Curved Tubes</b>									
	<b>Dust Extractor Tube</b> Stainless steel - Connects tubes to extraction hose for comfortable grip. Stainless steel resists corrosion and is long-lasting.	•	•	•	•	•	•	•	\$62.00 452900
	<b>Dust Extractor Tube</b> Polypropylene (with air-regulating slide to adjust suction power) - Connects tubes to extraction hose for comfortable grip. Rigid, lightweight, and crack-resistant.	•	•	•	•	•	•	•	\$26.00 452901
<b>Extension Tubes</b>									
	<b>Extension Tube</b> Stainless Steel - Resists corrosion and is long-lasting. Works with 27 and 36 mm hoses. 37-1/2" (950 mm) D 36 mm. (3 pieces)	•	•	•	•	•	•	•	\$71.00 452902
	<b>Extension Tube</b> Non-Antistatic Polypropylene - Rigid, lightweight and crack-resistant. 37-1/2" (950 mm) D 36 mm. (3 pieces)	•	•	•	•	•	•	•	\$30.00 452903
	<b>Extension Tube</b> One-Piece Anodized Aluminum - Large-diameter tube for large cleanup chores for use with 50 mm diameter hoses and accessories. 43-1/2" (1,100 mm) D 50 mm. (1 piece)				•	•	•		\$150.00 447599
	<b>Extension Tube</b> Non-Antistatic Plastic - 38" (970 mm) D 50 mm (2 pieces)				•	•	•		\$42.00 440412
<b>Other Accessories</b>									
	<b>Tool Holder</b> Work more efficiently by keeping your tool at hand. Tool-free installation on the top of the CT unit. Holds one tool.				•	•	•	•	\$63.00 496122
	<b>CT Wings</b> Can hold materials in place. Wings can be adjusted for various thicknesses up to two inches. Attaches to standard dust extractor hose. Supports up to 6.6 pounds of weight.	•	•	•	•	•	•	•	\$50.00 500312
<b>Boom arm</b>									
	<b>Boom arm</b> This Boom Arm Set includes Boom Arm (492 753), CT Handle (495 802 or 497 295), Boom Arm Tool Holder (493 558), and Boom Arm Support Bracket (496 780).				•	•		•	\$410.00 203151
	<b>Boom Arm</b> Articulating, CT-mounted arm facilitates work by elevating the suction hose and power cord.				•	•	•	•	\$410.00 203153
	<b>Handle</b> Improves mobility of CT Dust Extractors. Required for mounting of Boom Arm. Included with Boom Arm Sets.				•	•		•	\$375.00 492753
	<b>Handle</b> Improves mobility of CT Dust Extractors. Required for mounting of Boom Arm. Included with Boom Arm Sets.						•		\$100.00 495802
	<b>Tool Holder</b> Convenient storage and cradle for up to two sanders. For use with Boom Arm. Included with Boom Arm Sets.				•	•	•	•	\$100.00 497295
									\$69.00 493558

**NOZZLES AND BRUSHES**

Floor Nozzles/Brushes		CT SYS	CT MINI	CT MIDI	CT 26 E	CT 36 E	CT 48 E	CT 36 AC	
	<b>Floor Nozzle</b> D 36 Aluminum Industrial Floor Nozzle - Heavy-duty industrial design. Width 14-5/8" (370 mm); 2 casters, 2 brush inserts. Accepts D 27 mm and D 36 mm hoses and tubes.	•	•	•	•	•	•		\$170.00 452908
	<b>Floor Nozzle</b> D 50 Large Aluminum Industrial Floor Nozzle - High-quality industrial design. Width 17-11/16" (450 mm); 2 casters, 2 brush inserts. Accepts D 50 mm hose and tubes.	•	•	•	•	•	•		\$185.00 452910
	<b>Floor Nozzle</b> D 36 Standard Polypropylene Floor Nozzle - Width 11-13/16" (300 mm). 2 casters, 2 brush inserts. Accepts D 27 mm and D 36 mm hoses and tubes.	•	•	•	•	•	•		\$42.00 452907
	<b>Plastic Multipurpose Floor Nozzle</b> Plastic Multipurpose Floor Nozzle - Dual-position brush height adjustment adjusts from carpet to smooth floor surfaces. Accepts D 27 mm and D 36 mm hoses and tubes. D 36 mm recommended for greater extraction efficiency.	•	•	•	•	•	•		\$69.00 452911
	<b>Turbo Suction Brush</b> Suction-activated turbine roller brush equipped with beater bar for carpet and hard surface with 4 casters. Width 10-5/8" (270 mm). Requires 36 mm hose.	•	•	•	•	•	•		\$150.00 450644

Special nozzles/brushes		CT SYS	CT MINI	CT MIDI	CT 26 E	CT 36 E	CT 48 E	CT 36 AC	
	<b>Suction Brush</b> Dia. 2-13/16" (70 mm). Accepts D 27 mm and D 36 mm hoses and tubes.	•	•	•	•	•	•		\$15.75 440404
	<b>Upholstery Brush</b> Width 4-11/16" (120 mm). Accepts D 27 mm and D 36 mm hoses and tubes.	•	•	•	•	•	•		\$10.50 500592
	<b>Universal Brush Nozzle</b> With brush rim and rotary hinge. Accepts D 27 mm and D 36 mm hoses and tubes.	•	•	•	•	•	•		\$21.00 498527
	<b>Crevice Nozzle</b> Length 14-5/8" (370 mm). For use with 50 mm hose and tubes.	•	•	•	•	•	•		\$25.00 452912
	<b>Crevice Nozzle</b> Length 6" (150 mm). Accepts D 27 mm and D 36 mm hoses and tubes. Included with CT SYS.	•	•	•	•	•	•		\$6.25 500593
	<b>Crevice Nozzle</b> Length 14-5/8" (370 mm). Accepts D 27 mm and D 36 mm hoses and tubes.	•	•	•	•	•	•		\$8.50 452904
	<b>Cleaning Accessory Set</b> Includes Crevice Nozzle (452 904), Upholstery Brush (440 406) and Suction Brush (440 404).	•	•	•	•	•	•		\$29.00 492392







Effectively clamp material or a workpiece for effortless machining and finishing while protecting delicate surfaces from clamp damage. Each clamping module is equipped with a suction base that adheres to non-porous surfaces with a quick release valve, and can adapt to many surface sizes based on interchangeable vacuum cups.



**VAC SYS System** | \$1,325.00  
203148

Everything you need to get started with Vacuum-assisted clamping with the VAC SYS System. Support and manipulate material and workpieces with ease and flexibility not provided by other clamping solutions. Non-marring Vacuum Cups can be adapted to many different surface sizes while providing full access through 360° rotation and 90° tilting capacity.



VAC SYS consists of VAC PMP (201 064), VAC SYS SE1 Clamping Module (201 065) and Foot Valve (201 065).



**VAC SYS System Set** | \$1,835.00  
203149

The VAC SYS Set provides the most complete system supported with one Vacuum Pump. Support full-sized material for easier access all while reducing strain for less fatigue and better results. Easily connect two Clamping Modules and operate with one Foot Valve for quick clamping and releasing of material.



Combining the VAC SYS System with the additional Clamping Module SE 2. This set consists of VAC SYS System (203148) and VAC SYS SE2 Clamping Module (580062)

## Features + Capabilities




### Improve work processes

Easily reduce set-up time with simple and effortless clamping that allows for full surface access.



### Protect material surfaces

Vacuum based clamping with soft Vacuum cups provides non-marring clamping which protects the workpiece and helps to reduce re-work.



### Pair with another VAC SYS Clamping Module

Our VAC SYS System Set allows the most functional working with large materials. The cups can be rotated and tilted to achieve the most comfortable position for your next task in the production process.



### Reduce fatigue

Rotate material 360° or tilt the workpiece from 0° to 90° as needed for even greater access. The VAC SYS puts larger and more awkward pieces well within reach.



### Clamp various sizes

Quickly adapt to various material size with tool-free Vacuum Cup changing. Accept a wide range of materials sizes and weights up to 200 lbs.

## More Details

### Increase productivity

With its ease of use, the VAC SYS will improve your working process whether its using the Domino or sanding.

### Four different Vacuum Cups

We offer four different sizes so you can easily accommodate various widths and sizes of materials.

### Mount with the MFT

By using the heavy-gauge metal mounting plate with a Clamping Module the hinged design allows for storage under table.

### Foot Valve

The Foot Valve allows you to use both hands so you can securely hold your material while releasing the clamping pressure.



**VAC PMP** | \$825.00  
201064














Equipped with a resilient pump and induction motor this pump can run practically all day while providing continuous suction performance for the most demanding clamping applications. Designed for use with Clamping Modules, this pump is efficient and quiet with a 55 decibel (dBA) rating. Roll cage design provides a compact format to fit under nearly any bench or work area. Easily monitor suction performance via the top-view pressure gauge. Set-ups are fast and easy with the tool-free air connection point.



VAC PMP Vacuum Pump	
Pressure	150 mbar
Pump Capacity	2.06 CFM (3.5 m3/h)
Power Consumption	120 watts / 1 amp, 120 V AC
Noise (Sound Level)	55 dBA
Motor Speed	3,300 RPM
Pump Speed	3,600 RPM
Ambient Temperature Range	41° F - 104° F (5° - 40° C)
Ambient Pressure	Atmospheric Pressure
Weight	20.4 lbs (9.25 kg)

Metric dimensions binding.




VAC SYS COMPONENTS		
	<b>Clamping module</b> VAC SYS System The basic system that includes the VAC PMP Vacuum Pump (201 064) and VAC SYS SE1 Clamping Module (201 065)(includes Foot Valve).	\$1,325.00 203148
	<b>Clamping module</b> VAC SYS System Set VAC SYS System (203148) with the additional VAC SYS SE2 Clamping Module (580 062).	\$1,835.00 203149
	<b>Clamping module</b> VAC SYS SE 1 Clamping Module with Round Vacuum Cup and Foot Valve for clamping non-pourous material with Vacuum Pump. In SYSTAINER SYS 4.	\$565.00 201065
	<b>Clamping module</b> VAC SYS SE 2 Secondary Clamping Module with Oblong Vacuum Cup for use with VAC SYS SE 1 Module and Vacuum Pump. In SYSTAINER SYS 4.	\$590.00 580062
	<b>Suction-Based Clamping Pump</b> VAC-PMP Vacuum Pump for use with Clamping Modules for suction-based, non-marring clamping.	\$825.00 201064
	<b>SYS Accessory Set</b> VAC SYS VT Sort Set includes three Vacuum Cups (580 066, 580 064, 580 065) not included with Clamping Modules. In SYSTAINER SYS 3.	\$380.00 495294
	<b>Vacuum Cup</b> VAC SYS VT D 215 Interchangeable Cup for use with Clamping Modules. Measures 8.4" (215 mm).	\$130.00 580067
	<b>Vacuum Cup</b> VAC SYS VT 275x100 Interchangeable Cup for use with Clamping Modules. Measures 10.8" x 3.9" (275 x 100 mm).	\$130.00 580066
	<b>Vacuum Cup</b> VAC SYS VT 200x60 Interchangeable Cup for use with Clamping Modules. Measures 7.8" x 2.4" (200 x 60 mm).	\$110.00 580064
	<b>Vacuum Cup</b> VAC SYS VT 277x32 Interchangeable Cup for use with Clamping Modules. Measures 10.9" x 1.25" (277 x 32 mm).	\$160.00 580065
	<b>Adapter</b> VAC SYS AD MFT 3 Heavy-gauge metal mounting plate for use with Clamping Modules on MFT tables. Hinged design allows for storage under table.	\$270.00 494977
	<b>Foot Valve</b> VAC SYS FV For hands-free activation of Clamping Modules to release workpieces.	\$110.00 580063
	<b>Vacuum Hose</b> D 16 x 5m VAC SYS Extension hose for use with Clamping Modules for greater separation between Modules.	\$110.00 495293

Vacuum Cup Specifications				
Vacuum Cup	Maximum Dimensions	Maximum Weight	Holding Force 90° (Vertical)	Holding Force 0° (Horizontal)
D215	39-5/16" x 39-5/16" (1.0 m x 1.0 m)	66.1 lbs (30 kg)	121.2 lbs (55 kg)	198.4 lbs (90 kg)
275 x 100	47-1/4" x 15-11/16" (1.2 m x 0.4 m)	44.0 lbs ( 20 kg)	77.1 lbs (35 kg)	116.8 lbs (53 kg)
200 x 60	31-1/2" x 7-15/16" (0.8 m x 0.2 m)	22.0 lbs (10 kg)	48.5 lbs (22 kg)	66.1 lbs (30 kg)
277 x 32	47-1/4" x 3-5/16" (1.2 m x 0.08 m)	17.6 lbs (8 kg)	46.2 lbs (21 kg)	59.5 lbs (27 kg)


Metric dimensions binding.






**stability. unmatched.**

The Festool Multifunction Table (MFT) is a versatile, sturdy platform for quick projects or a long day's work. Our MFT's allow fast setup, quick and secure clamping, plus easy compatibility with our Festool system.









**MFT/3** | \$720.00  
495315  
**MFT/3-Basic** | \$605.00  
500608

They're designed to help you achieve better results with less effort, whether in the shop or on a worksite. Quickly set the stage for precision cutting and routing, while enjoying virtually unlimited clamping options.



**MFT/3-MINI** | \$500.00  
495465

Though this basic, shorter version of the MFT/3 was engineered especially for use with the KAPEX miter saw, it delivers the full versatility and features of the Festool Multifunction Table System.



## Features + Capabilities



### Guide Rail system

For use with TS Plunge Saws and OF Routers; make cross cuts, angle cuts and compound cuts. Use with a router for dados and flutes.



### Limitless versatility

With limitless options for securing material, the MFT/3 is your single best option for routing, sanding, clamping and assembly.



### Portable

At only 42 lbs, it is easy to store and transport. Stowaway folding legs enable two distinct working positions—full height or near the floor.



### Grid-hole pattern

Uniform hole pattern provides the basis for secure clamping, so you spend less time trying to get a grip on tricky workpieces.

## More Details

### Flat and forgiving work surface

MDF insert plates make for a perfectly flat, resilient work surface. Get back to a brand new surface by simply flipping over the worn insert.

### Stable and reliable work surface

Slip-resistant feet ensure a stable work platform through the elimination of table drift. Rigidity is enhanced with the addition of optional cross-member supports.

### Easy, secure locking legs

Easy access screw knobs lock legs firmly for a stable and secure work surface and allow quick takedown for storage and transport.

 system. unmatched.

## TS 55 REQ

It's big on power, yet small and lightweight enough to go where the work takes you. Pair it with an MFT/3 to get material cutting capacity and versatility you won't find with even the most advanced miter saw.

See more on page 42.





## Multifunction Tables








	<b>MFT/3</b>	<b>MFT/3-Basic</b>	<b>MFT/3-MINI</b>
	\$720.00 495315	\$605.00 500608	\$500.00 495465
<b>Standard package includes</b>			
Guide Rail Supports (2x)	●		
Angle Unit (protractor head)	●		
Fence Rail	●		
Fence Rail Clamp	●		
Adjustable Stop	●		
Guide Rail FS/2 1080 (42")	●		
<b>Specifications</b>			
Table dimensions	45" (1,157) x 30" (773 mm)	45" (1,157) x 30" (773 mm)	34" (869) x 23" (581 mm)
Table height, legs folded away	7" (180 mm)	7" (180 mm)	-
Table height, legs unfolded	35" (900 mm)	35" (900 mm)	-
Min. working height with foldaway legs	-	-	7" (180 mm)
Working height with legs	-	-	31" (790 mm)
Max. workpiece thickness	3-5/64" (78 mm)	3-5/64" (78 mm)	-
Max. workpiece width	27" (700 mm)	27" (700 mm)	-
Load capacity	264.56 lbs (120 kg)	264.56 lbs (120 kg)	264.56 lbs (120 kg)
Weight	61.73 lbs (28 kg)	61.73 lbs (28 kg)	41.89 lbs (19 kg)

Metric dimensions binding.

## MFT Accessories

A wide range of accessories will help you configure the MFT/3 to your needs. With a combination of clamping options, you'll get a firm grip on your material, above, below or from the side. A grid-patterned surface and sturdy side profiles provide a secure foundation for efficient material processing, assembly and more.

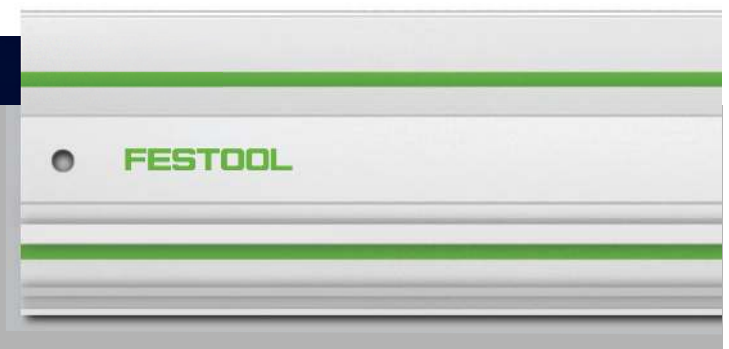
		MFT/3	MFT/3- Basic	MFT/3- MINI	
<b>ACCESSORIES</b>					
	<b>Clamping Elements</b> MFT-SP Clamp material from the edges or sides using the grid-hole pattern for uninterrupted surfaces. Works with square-, round-, or irregular-shaped material. (2 pieces)	•	•	•	\$125.00 488030
	<b>Quick Clamp</b> FS-HZ 160 Ratcheting mechanism provides easy locking, a secure grip on material, and a quick release. A perfect companion to the MFT/3, and fits seamlessly into the bottom T-slot of FS Guide Rails for limitless positioning and secure cutting. (1 piece)	•	•	•	\$42.00 491594
	<b>Screw Clamps</b> Traditional screw clamp design features T-style head for use in the continuous T-slot of the Guide Rails to securely clamp to material. (2 pieces)				
	Clamping thickness 4-11/16" (120 mm)	•	•	•	\$46.00 489570
	Clamping thickness 11-13/16" (300 mm)	•	•	•	\$59.00 489571
	<b>Cross Members</b> MFT 3-QT Attach to MFT legs and frame for additional stabilization. (2 pieces)	•	•	•	\$86.00 495502


 system. unmatched.


### Guide Rails

Festool FS Guide Rails are available in eight different lengths from 32" to 16.5' (800-5,000 mm) providing the right rail for every application.

See more on page 46.





 mobility. unmatched.





Festool organization cuts wasted time out of every workday, which means adding dollars back to your bottom line. With our award-winning SYSTAINERS as the basis of a well-organized worksite or shop, you'll spend less time searching and more time working.


## SYSTAINERS & SORTAINERS

With the T-LOC single-point latch, our SYSTAINERS are easy to access and connect for better organization and worksite efficiency. They're compatible with the SYS-Dock feature of our Dust Extractors, SYS-Port and CT Workcenter, as well as our Classic SYSTAINERS <sup>1</sup>.



<sup>1</sup> T-LOC SYSTAINERS can be attached to the top of Classic SYSTAINERS. Classic SYSTAINERS cannot be attached to the top of T-LOC SYSTAINERS.

## Features + Capabilities



### T-LOC (Lock, Open, Connect)

Storing, transporting, and accessing tools, accessories and consumables is quick and easy, with one-hand access and a twist of the wrist (on SYSTAINERS equipped with T-LOC latches).



### Stackable

All standard SYSTAINERS have similar dimensions for easy stacking, storing and transport.



### Flexible drawers and compartments

The SORTAINER is available in many configurations. Drawers and compartments can also be configured with insert dividers.



### Mobility

Can be mounted on an independent rolling base, called a SYS-Cart, or mounted on CT Dust Extractors via SYS-Dock feature for quick and easy transportation.

## More Details

### Oversized handle

Large, centrally positioned, oversized-handle is strong enough for heavy loads and has enough clearance between the handle and lid to be carried while wearing gloves.

### Latches

Each drawer (SORTAINER only) features a pull-out lock that helps to prevent the drawers from being removed or falling out unintentionally.



 system. unmatched.

## CT Dust Extractor

Across the shop, or across town, mobile CT Dust Extractors help you work clean. Each unit can be paired with a wide range of SYSTAINERS and accessories to keep critical equipment right at hand.

See more on page 8.







**Workcenter WCR 1000** | \$415.00  
497471





With the Festool WCR 1000 Workcenter, you'll have all your critical equipment right at hand, saving time and needless searches. It mounts to the MFH 1000 Multifunction Stool and nearly any Festool Dust Extractor for a portable, convenient solution.



**Multifunction Stool MFH 1000** | \$395.00  
498967

Improve your bottom line by getting more done in less time—while reducing frustration and fatigue. With the MFH 1000 Multifunction Stool, you not only get a durable, steel-construction, mobile workstool, but a customizable storage chest too.

**WORKCENTER ACCESSORIES**

	<p><b>Key Fastener</b> Fastener to attach double hooks to profile. (2 pieces)</p>	<p><b>\$12.50</b> 497476</p>
	<p><b>Adjustable Shelf</b> Shelf that mounts to "pegboard."</p>	<p><b>\$59.00</b> 497477</p>
	<p><b>Hook</b> Single prong hook for "pegboard." (6 pieces)</p>	<p><b>\$25.00</b> 497475</p>
	<p><b>Spray Gun Hook</b> Holder for paint or finish spray guns.</p>	<p><b>\$65.00</b> 498361</p>

For a complete list of accessories, visit [festoolusa.com](http://festoolusa.com)



**The SYS-Roll** | \$205.00  
498660

Light, but able to carry a load, SYS-Roll is a convenient way to get SYSTAINERS to and from the worksite, no matter the terrain. It features integrated storage, reinforced risers and more.



**The SYS-Cart** | \$99.00  
495020

With the low-profile, rugged SYS-Cart, create custom tool and accessory assortments for a job, maneuver where you need to go, and keep everything in place.

**SORTAINER SYS 4** | \$170.00  
200119

The new SORTAINER SYS 4 boasts three large drawers with dividers in an all-new, lighter format than traditional SORTAINERS. Optional Storage Boxes can be used for even greater organization for greater onsite efficiency.

















**SYS-Combi 2** | \$150.00  
200117

**SYS-Combi 3** | \$160.00  
200118

Customize your storage needs by putting a tool and related accessories in one SYSTAINER. Large drawer provides quick access to commonly used accessories or small parts so you can do more with less.



SYSTAINER ACCESSORIES		
	<b>Auxiliary handle</b> Additional handle for SYS 1 TL and SYS 2 TL. Attaches to front of SYSTAINER for vertical carry position.	\$17.75 497856
	<b>Cover Plate</b> Protective sleeves for use with custom labels on T-LOC SYSTAINERS. (10 pieces)	\$8.50 497855
	<b>Lock</b> Adding an additional layer of security to the custom-built solution of the Sys-AZ drawers. Secure each drawer individually as needed. Includes one lock and one key.	\$17.75 500693
FOAM INSERTS FOR SYSTAINERS		
	<b>Foam inserts</b> Dimpled insert (for lid), 1 base insert and 1 diced insert to convert empty SYSTAINERS to SYS Vari configurations.	\$30.00 497877
	<b>Foam Insert</b> for SYS MAXI (not shown)	\$21.00 491633
	<b>Base pad</b> for SYS MAXI (not shown)	\$13.75 491632
	<b>Diced foam insert set</b> Diced sections can be pushed out to produce any desired shape. 2 inserts in set. Replacements for SYS Vari.	\$17.75 497878
	<b>Foam Insert</b> for SYS 1–SYS 5 Lid (not shown)	\$8.50 498044
CONTAINERS FOR SYS-STORAGE BOX		
	<b>Container Set</b> Small container set for use in Sys-Storage Box. Removable boxes feature interlocking feet to prevent movement during transport. Dimensions: 2-3/8" x 2-3/8" x 2-3/4" (60 x 60 x 71 mm). (6 pieces)	\$12.50 500066
	<b>Container Set</b> Medium container set for use in Sys-Storage Box. Removable boxes feature interlocking feet to prevent movement during transport. Dimensions: 2-3/8" x 4-3/4" x 2-3/4" (60 x 120 x 71 mm). (4 pieces)	\$14.75 500067
	<b>Container Set</b> Large container set for use in Sys-Storage Box. Removable boxes feature interlocking feet to prevent movement during transport. Dimensions: 7-3/32" x 4-3/4" x 2-3/4" (180 x 120 x 71 mm). (2 pieces)	\$17.75 500068
	<b>Container Set</b> For use in SYS-Storage Box, SYS-Combi 2, SYS-Combi 3, and SYS 4-Sort/3. Removable boxes feature interlocking feet to prevent movement during transport. Includes 8 Small Containers, 4 Medium Containers, 3 Dividers, and 2 Safety Cushions.	\$27.00 201124
INSERTS FOR T-LOC SYS 1 BOX		
	<b>Container Set</b> Red (12 inserts)	\$20.00 498038
	<b>Container Set</b> Yellow (6 inserts)	\$13.75 498039
	<b>Container Set</b> Blue (3 inserts)	\$8.50 498040
	<b>Container Set</b> Green (2 inserts)	\$8.50 498041
	<b>Container Set</b> Orange (1 insert)	\$12.50 498042

## Empty SYSTAINERS



SYS 1 TL	SYS 2 TL	SYS 3 TL	SYS 4 TL	SYS 5 TL	SYS-Combi 2	SYS-Combi 3
\$76.00 497563	\$80.00 497564	\$86.00 497565	\$92.00 497566	\$105.00 497567	\$150.00 200117	\$160.00 200118

Specifications							
Dimensions (L x W x H)	15-9/16" x 11-5/8" x 4-1/8" (396 x 296 x 105 mm)	15-9/16" x 11-5/8" x 6-3/16" (396 x 296 x 157.5 mm)	15-9/16" x 11-5/8" x 8-9/32" (396 x 296 x 210 mm)	15-9/16" x 11-5/8" x 12-13/32" (396 x 296 x 315 mm)	15-9/16" x 11-5/8" x 16-17/32" (396 x 296 x 420 mm)	15-9/16" x 11-5/8" x 10-3/8" (396 x 296 x 263 mm)	15-9/16" x 11-5/8" x 12-3/8" (396 x 296 x 315 mm)
Weight	2.9 lbs (1.3 kg)	3.3 lbs (1.5 kg)	3.7 lbs (1.8 kg)	4.6 lbs (2.1 kg)	6.0 lbs (2.7 kg)	7.7 lbs (3.2 kg)	7.8 lbs (3.5 kg)

Metric dimensions binding.

## Empty SYSTAINERS (continued)



SYS MINI	SYS-MIDI	SYS MAXI	SYS-Toolbox	SYS-Toolbox 2	SYS-Storage	SYS-HWZ
\$29.00 499622	\$99.00 499621	\$130.00 490701	\$57.00 495024	\$67.00 499550	\$105.00 499901	\$180.00 497658

Specifications							
Dimensions (L x W x H)	10-13/32" x 6-11/16" x 2-3/4" (265 x 170 x 70 mm)	19-13/16" x 11-21/32" x 8-9/32" (503 x 296 x 210 mm)	23-1/4" x 15-11/32" x 8-1/4" (590 x 390 x 210 mm)	15-19/32" x 11-21/32" x 5-29/32" (396 x 296 x 150 mm)	15-19/32" x 11-21/32" x 10-1/8" (396 x 296 x 257 mm)	15-19/32" x 11-21/32" x 6-9/16" (396 x 296 x 167 mm)	15-9/16" x 11-5/8" x 12-13/32" (396 x 296 x 315 mm)
Weight	0.9 lbs (0.4 kg)	4.4 lbs (2.0 kg)	8.8 lbs (4.0 kg)	2.9 lbs (1.3 kg)	4.1 lbs (1.9 kg)	5.5 lbs (2.5 kg)	9.4 lbs (4.3 kg)

Metric dimensions binding.

Tools not included.

## Abrasive SYSTAINER



SYS-STF D 125	SYS-STF 80 x 133	SYS-STF RO 90 DX	SYS-STF Delta 100 x 150	SYS-STF D 150
\$92.00 497685	\$92.00 497684	\$92.00 497687	\$92.00 497686	\$105.00 497690

Specifications					
Compatibility	For ETS 125 and RO 125 abrasives	For LS 130 and RTS 400 abrasives	For DX 93 and RO 90 DX abrasives	For DTS 400 abrasives	For ETS 150, RO 150, LEX 2 150 abrasives
SYSTAINER	SYS 1 TL	SYS 1 TL	SYS 1 TL	SYS 1 TL	SYS 3 TL

Metric dimensions binding.

## Universal SYSTAINERS



SYS 1 Uni	SYS 1 Vari	SYS 2 Vari	SYS 1 Box	SYS-OF D8/D12
\$92.00 497692	\$92.00 497693	\$99.00 497696	\$92.00 497694	\$99.00 497695

Specifications					
Insert(s)	Universal insert. One-piece sectional insert with integrated hinged lid.	Single-diced foam insert to produce an aperture of any desired shape.1	Double-diced foam insert to produce an aperture of any desired shape.1	Additional individual removable compartments available.	For safe storage and carrying of up to 40 D8/D12 router bits, with removable insert.
SYSTAINER	SYS 1 TL	SYS 1 TL	SYS 2 TL	SYS 1 TL	SYS 1 TL

Metric dimensions binding.  
1 Adaptable to different shapes by removing unwanted sections.

## SORTAINERS



4-Drawer SORTAINER	6-Drawer SORTAINER	9-Drawer SORTAINER	12-Drawer SORTAINER	SORTAINER SYS 4
\$170.00 491522	\$180.00 491984	\$185.00 491985	\$190.00 491986	\$170.00 200119

Specifications					
Drawer Composition	2 small drawers, 1 medium drawer, 1 large drawer	6 medium drawers	6 small drawers, 3 medium drawers	12 small drawers	3 larger drawers
Dimensions (L x W x H)	15-5/8" x 11-5/8" x 8-9/32" (395 x 295 x 210 mm)	15-5/8" x 11-5/8" x 8-9/32" (395 x 295 x 210 mm)	15-5/8" x 11-5/8" x 8-9/32" (395 x 295 x 210 mm)	15-5/8" x 11-5/8" x 8-9/32" (395 x 295 x 210 mm)	15-9/16" x 11-5/8" x 12-11/16" (396 x 296 x 322 mm)

Metric dimensions binding.

## Storage



SYS-MFT	SYS-Port	Mini SYS-Port	SYS-AZ (1 Drawer)	SYS-AZ Set (5 Drawers)
\$84.00 500076	\$725.00 491922	\$405.00 491921	\$50.00 500692	\$225.00 500767

Specifications				
Dimensions (L x W x H)	15-19/32" x 11-21/32" x 4-1/8" (396 x 296 x 105 mm)	15-3/4" x 19-11/16" x 43-5/16" (400 x 500 x 1,100 mm)	15-3/4" x 19-11/16" x 19-11/16" (400 x 500 x 500 mm)	15-1/2" x 15-1/2" x 4" (396 x 396 x 105 mm)
Weight	4.4 lbs (2.0 kg)	72.7 lbs. (33 kg)	41.8 lbs (19 kg)	4.4 lbs (2.0 kg) per drawer


Metric dimensions binding.



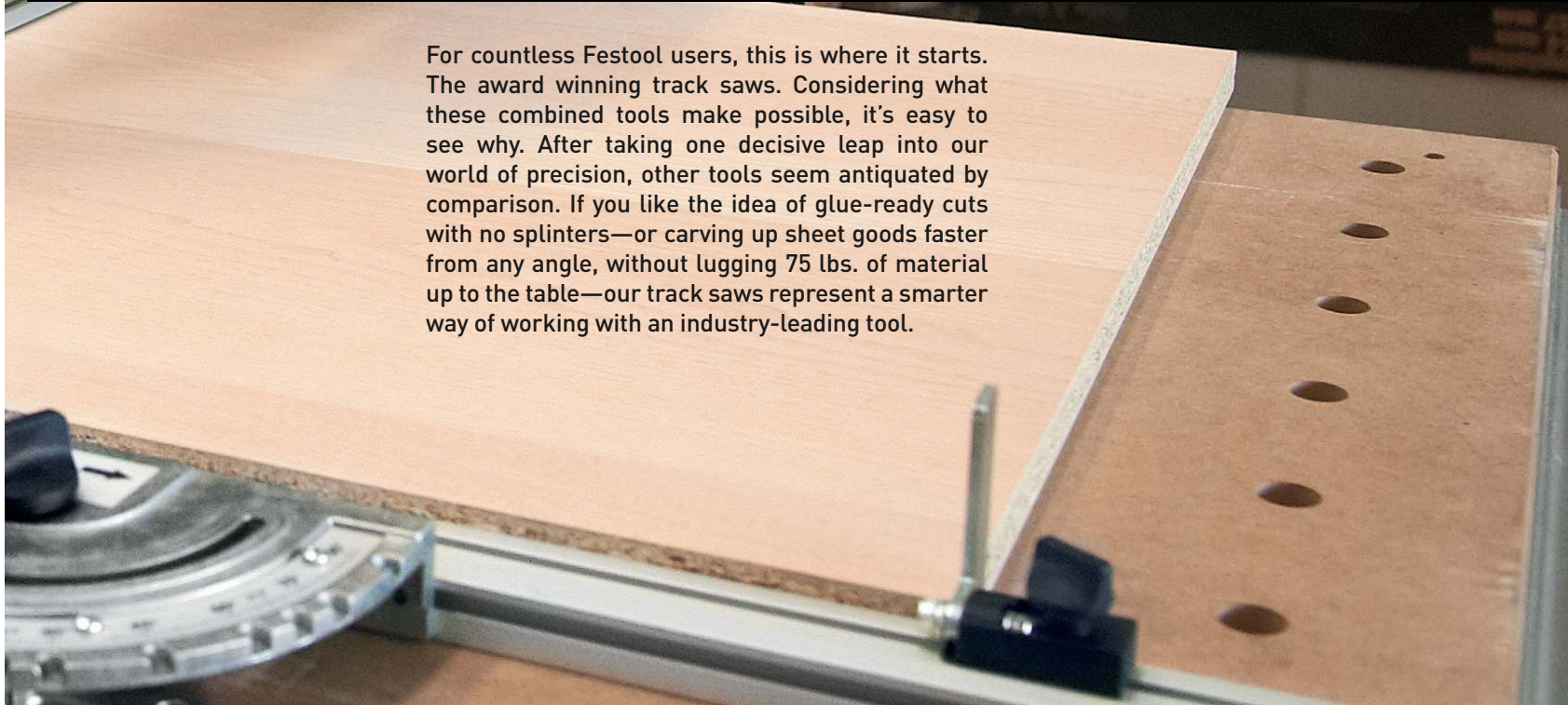






 **precision. unmatched.**

For countless Festool users, this is where it starts. The award winning track saws. Considering what these combined tools make possible, it's easy to see why. After taking one decisive leap into our world of precision, other tools seem antiquated by comparison. If you like the idea of glue-ready cuts with no splinters—or carving up sheet goods faster from any angle, without lugging 75 lbs. of material up to the table—our track saws represent a smarter way of working with an industry-leading tool.





## TS 55 REQ

Incredibly portable, precise and easy-to-use, the TS 55 REQ is at home in the shop and on the worksite. With micro-adjustable depth controls, a flat housing for cutting against flush surfaces and more, it's our most advanced track saw ever.

TS 55 REQ Tool + Systainer		\$590.00 575387
TS 55 REQ Plus FS + Guide Rail FS 1400		\$690.00 575388



## TSC 55 REB 18V

The TSC 55 Cordless Track Saw builds on years of system innovation to deliver the most versatile, precise cutting system available, allowing you to go wherever the work takes you. The TSC 55 can zip through 100 meters of sheet goods on a single charge, while still delivering all the benefits you've come to expect from the Festool Track Saw System.

TSC 55 REB Basic Tool + Systainer		\$490.00 201394
TSC 55 REB Plus + Batteries & Charger		\$820.00 201399
TSC 55 REB Full Set + Guide Rail FS 1400		\$930.00 201403

## TS 75 EQ

Experience the power of the TS 75 Track Saw, capable of slicing through material up to 2-3/4" thick. Better still, it will leave a no-burn, splinter-free and ready-to-glue or prep edge.

TS 75 EQ Tool + Systainer		\$660.00 575389
TS 75 EQ PLUS FS + Guide Rail FS 1900		\$820.00 575390





## Features + Capabilities



### Guide rail precision

A perfect cut the first time, every time, with laser-straight, splinter-free cuts.



### Zero-tearout cutting

With the Guide Rail Splinterguard and an integrated, replaceable Splinterguard on the TS, you'll get zero-tearout cuts, reducing rework and material waste.



### System efficiency

Do more with less. Less equipment, less space, and less time with the Festool System.



### Versatility

With two available sizes and 9 blade types available, TS saws can handle nearly any surface providing optimum results.



### Micro-adjustable depth controls

Micro-adjustable depth indicator features two cursor lines, for precise material processing on or off the Guide Rail. (TS/TSC 55 only.)



### Riving knife

Integrated spring-loaded riving knife keeps the cut kerf open and the material away from the rear of the blade, reducing the chance of kickback and leaving the user in control.

## More Details

### MMC electronics

MMC electronics ensure a consistent speed under load, improving cut performance and protecting the saw's motor from thermal and current overload. Variable speed allows you to match the blade's speed to the material, reducing burning.

### Slip clutch

The slip clutch helps to minimize the risk of a kickback and reduces wear on the blade, gear case and motor. (TS 75 EQ only.)

### Flush-cutting

Flat housing design enables precise flush-cutting against walls or other adjacent surfaces. (TS/TSC 55 only.)

## AIRSTREAM Chargers & Batteries



<b>Quick Charger AIRSTREAM SCA 8</b>	<b>Quick Charger TCL 6</b>
\$84.00 200313	\$68.00 201138









<b>BP 18 Li 6.2 AS</b>	<b>BP 18 Li 5.2 AS</b>	<b>BP 18 Li 3.1 C</b>
\$100.00 201775	\$84.00 201066	\$74.00 201790

Track Saws/Guide Rails



	TSC 55 REB	TS 55 REQ	TS 75 EQ
Power consumption	-	1,200 watt	1,600 watt
Battery voltage	18/36 V	-	-
Li-ion battery capacity	5.2 Ah	-	-
Idle engine speed	2,650 - 3,800/5,200 RPM	2,000 - 5,200 RPM	1,350 - 3,550 RPM
Saw blade diameter	6-1/4" (160 mm)	6-1/4" (160 mm)	8-1/4" (210 mm)
Angular range	-1 - 47 °	-1 - 47 °	0 - 47 °
Cutting depth	0" - 2-1/8" (0 - 55 mm)	0" - 2-1/8" (0 - 55 mm)	0" - 3" (0 - 75 mm)
Dust extraction connection dia.	1-1/16"/1-7/16" (27/36 mm)	1-1/16"/1-7/16" (27/36 mm)	1-1/16"/1-7/16" (27/36 mm)
Weight	-	9.92 (4.5)	13.67 (6.2)
Weight 1 x 18 V	10.141 lbs (4.6 kg )	-	-
2 x 18 V	11.684 lbs (5.3 kg)	-	-

Metric dimensions binding.

	TSC 55 REB	TS 55 REQ	TS 75 EQ
<b>TRACK SAW AND GUIDE RAIL ACCESSORIES</b>			
	<b>TS 75 Splinter guard</b> TS 75 EQ Splinter-free cross cuts in a single pass thanks to the off-cut side Splinterguard and integrated Guide Rail Splinterguard. (5 pieces)		\$25.00 491473
	<b>Splinter guard</b> TS 55 REQ Flush-mount Splinterguard protects material surface for both straight and bevel cuts. (5 pieces)	\$24.00 499011	\$24.00 499011
	<b>Limit Stop</b> Set stop points on the Guide Rail for repeat cuts and plunge-cuts. Infinitely adjustable placement along the entire rail. Reduces the risk of kickback when initiating plunge-cuts.	\$13.75 491582	\$13.75 491582
	<b>Parallel Side Fence</b> Create parallel cuts from an edge. Can be used on both sides of the saw. Flip it over and it becomes an extension table. Rip capacity from the blade side to 11-13/16" (300 mm) and on the motor side to 3-3/4" (95 mm).	\$71.00 491469	\$71.00 491469
	<b>Cover Plate</b> Encloses blade housing for improved dust extraction when cutting vertically or overhead. Can also be used for creating architectural false joints.	\$65.00 491750	\$65.00 491750
	<b>Dust Bag</b> Keep the work space clean by virtually collecting all dust. When not in use bag folds down for space-saving transportation and storage. Includes a dust cap.	\$42.00 500393	

## FS/2 Guide Rails

Make your jobs easier by bringing the tool to the work. Available in eight different lengths, there's an ideal rail for every application. In addition, Guide Rails can be quickly and securely connected to allow for customized cutting lengths, plus easier transportation and storage.



### Features + Capabilities



#### **Straight guidance**

Easily create straight, splinter-free, glue-ready joints when paired with TS Saws, or perfectly guided dados, flutes, or ploughs, with OF Routers.



#### **System integration**

A fully integrated system, use your Festool routers or jigsaw with the guide rail for expanded capability.



#### **Non-skid, self-clamping strips**

Dual clamping strips on the bottom prevent movement during the cutting operation—less setup time and better results.





Guide Rails								
FS 800/2	FS 1080/2	FS 1400/2	FS 1900/2	FS 2700/2	FS 3000/2	FS 5000/2	FS 1400/2-LR 32	FS 2424/2-LR 32
\$92.00 491499	\$110.00 491504	\$145.00 491498	\$225.00 491503	\$355.00 491937	\$385.00 491501	\$665.00 491500	\$145.00 496939	\$365.00 491622
32" (800 mm)	42" (1,080 mm)	55" (1,400 mm)	75" (1,900 mm)	106" (2,700 mm)	118" (3,000 mm)	197" (5,000 mm)	55" for hole series (1,400 mm)	95" for hole series (2,424 mm)

Metric dimensions binding.




### Guide Rail Accessory Kit | \$240.00 497657

Effortlessly produce perfect cuts or routs with the included Angle Unit, Limit Stop for repeated stopped cuts, Deflector to manage the cord and hose, clamp with the Screw Clamps, two Connectors to join rails for greater length, and a replacement Splinterguard for splinter-free cuts.

Includes: Angle Unit (491 588); Return/Limit Stop (491 582); Extra Splinterguard (1,400 mm) (495 207); Deflector (489 022); 2 Connectors (482 107); 2 Screw Clamps (489 570); In SYSTAINER 1 with molded insert (497 563)

#### GUIDE RAIL ACCESSORIES



#### Splinter guard

Adhesive-backed Splinterguard to maintain splinter-free cut quality. Splinterguard material is semi-transparent for better visibility of the cut line and is quick and easy to replace.

**Splinter guard**  
FS-SP 1400/T (55")

\$24.00  
495207

**Splinter guard**  
FS-SP 5000/T (197")

\$46.00  
495209

#### Non-Skid Strip
















Non-slip adhesive strips to maintain the self-clamping feature of the Guide Rails, in 32.8' (10 m) roll.

\$29.00  
485724

#### Glide Strip

Adhesive PTE plastic glide strip for FS/2 Guide Rails, in 32.8' (10 m) roll. Green in color and slightly crowned to reduce drag for smooth and easy cuts.

\$40.00  
491741

GUIDE RAIL ACCESSORIES		
	<p><b>Parallel Side Fence</b> Achieve precise, repeatable rip cuts with two adjustable stops that engage the edge parallel to the cut. Adjustable to 25-19/32" (650 mm). [Guide rail not included]</p>	<p><b>\$300.00</b> Met. 495717 Imp. 201182</p>
	<p><b>Parallel Guide Extension</b> Perfect for making narrow repetitive rip cuts. Attaches to Parallel Guide and accepts the same stops for cuts up to 7-11/16" (195 mm). [Guide rail not included]</p>	<p><b>\$170.00</b> Met. 495718 Imp. 200183</p>
	<p><b>Parallel Guide Set</b> Includes both Slide Fence and Guide Extension</p>	<p><b>\$350.00</b> Met. 203155 <b>\$360.00</b> Imp. 203160</p>
	<p><b>Hole Drilling Set</b> Produce solid and consistent finished cabinets using the European frameless 32 mm system. Enables precision placement of shelf pin holes in casework. (See page 77 for list of included accessories.)</p>	<p><b>\$535.00</b> 584100</p>
	<p><b>Deflector</b> Tool-free connection to Guide Rails via the T-slot and thumbscrew. Helps to prevent the suction hose and cords from catching on the end of the Guide Rail for easier cord and hose management.</p>	<p><b>\$24.00</b> 489022</p>
	<p><b>Limit Stop</b> Set stop points on the Guide Rail for repeat cuts and plunge-cuts. Infinitely adjustable placement along the entire rail. Reduces the risk of kickback when initiating plunge-cuts.</p>	<p><b>\$13.75</b> 491582</p>
	<p><b>Angle Unit</b> Connects to the upper T-slot of FS Guide Rails for setting angles on material. 180° marked scale. Transfer angles from the wall to the workpiece.</p>	<p><b>\$110.00</b> 491588</p>
	<p><b>Connector</b> Connects two Guide Rails for long workpieces by sliding into the T-slot grooves in the rails. With 2 adjustable set screws per end for a secure connection. (1 piece; 2 are needed)</p>	<p><b>\$20.00</b> 482107</p>
	<p><b>FS-Rapid Clamp</b> Mounts to the Guide Rails via the continuous-bottom T-slot for limitless adjustability. Fast-acting trigger makes for quick setup. Clamps material on edge. (1 piece)</p>	<p><b>\$59.00</b> 489790</p>
	<p><b>Quick Clamp</b> Ratcheting mechanism provides easy locking, a secure grip on material, and a quick release. A perfect companion to the MFT/3, and fits seamlessly into the bottom T-slot of FS Guide Rails for limitless positioning and secure cutting. (1 piece)</p>	<p><b>\$42.00</b> 491594</p>
	<p><b>Screw Clamps</b> Traditional clamp design features T-style head for use in the continuous-bottom T-slot of the Guide Rails to securely clamp to material. (2 pieces)</p>	
	Clamping thickness 4-11/16" (120 mm)	<p><b>\$46.00</b> 489570</p>
	Clamping thickness 11-13/16" (300 mm)	<p><b>\$59.00</b> 489571</p>
	<p><b>Suction Handle</b> Attach the Gecko clamp to clamp FS Guide Rails on nonporous materials. Lever actuated suction cup pads. Includes 492 616 and 492 617. [Guide rail not included]</p>	<p><b>\$99.00</b> 493507</p>
	<p><b>Suction Handle</b> Equipped with dual quick-release suction cups for lifting and carrying loads up to 110 lbs. Great for moving nonporous material and sheet goods.</p>	<p><b>\$80.00</b> 492617</p>
	<p><b>Adapter</b> Suction Hose Adapter - For attaching Gecko clamp to FS Guide Rails. Included with the Gecko set (493 507). [Guide rail not included]</p>	<p><b>\$30.00</b> 492616</p>
	<p><b>Bag</b> Transport and store rails up to 1,400 mm. Bag can store 2 rails up to 1,400 mm. This is the most ideal way to transport rails, featuring two cloth strap handles and a shoulder strap.</p>	<p><b>\$110.00</b> 466357</p>

## HK 55 EQ - Carpentry Saw

The HK 55 EQ corded saw brings a higher degree of efficiency, repeatability, accuracy, and quality of cut unlike any track saw before. Making exact and repeated cuts quickly and accurately anywhere without taking materials to a miter saw. Also compatible with all existing FS Guide Rails.



HK 55 EQ Tool + Systainer		\$460.00 561756
HK 55 EQ + FSK 420 + Guide Rail		\$590.00 575085

## HKC 55 EB 18V - Carpentry Saw

The HKC 55 EB cordless saw makes this the ultimate solution for all wood processing on the jobsite. Packed with a 5.2 Ah high-performance battery and the efficient EC-TEC brush-less motor with a speed of 4,500 rpm, the cordless HKC ensures clean fast cuts while the rail with the stop system provides maximum precision and exact angles.



HKC 55 EB Basic Tool + Systainer		\$390.00 201359
HKC 55 EB Plus + Batteries & Charger		\$645.00 201371
HKC 55 EB Set + FSK 420 + Guide Rail		\$770.00 201374



## Features + Capabilities



### The stop system

The fixed positioning bolt and the adjustable stop allow angle cuts from  $-60^\circ$  to  $+60^\circ$  to be made and which can be repeated exactly.



### Scribe mark is the cut mark

Precision work, even with miter cutting angles of up to  $60^\circ$ . The cutting edge will always follow the scribe mark edge exactly, even when miter cutting.



### The retraction function

The cross cutting guide rail has an adjustable stop and an integrated rubber spring, which automatically brings the saw back to the starting position.




### Convenient and safe hinged guard

For easy sawing and a clear view of the saw blade, just press the lever on the front handle. And just like that, the hinged cover releases the saw blade.



### Integrated riving knife

Part of the spring-mounted hinged cover is an integrated riving knife that keeps the cut kerf open when sawing. It is also possible to do plunge cuts in an unobstructed way.



### The FastFix saw blade change

Quick, one-handed and with no need for tools. Saves time and improves quality, because working with the right blade goes without saying.

## More Details

### HKC 55 EB 18V Concentrated power

The combination of an 18V lithium-ion battery pack and brushless EC-TEC motor with integrated motor management ensures impressive cutting performance. Free from the restraints of wall outlets and electrical cables.

### Precision guidance:

The HK 55 demonstrates its versatility when combined with the Festool guide rail system, too. So, for example, sheet goods can be cut to size quickly and accurately using the existing Festool Guide Rails.

## AIRSTREAM Batteries



### Cooling down while recharging

Faster re-charge for less down time. AIRSTREAM batteries with the new SCA 8 charger re-charge 60% faster than previous charging technology. And batteries equipped with AIRSTREAM design cool down 3X faster than non-equipped versions so the charging process can begin sooner getting you back to work faster.

For more info turn to page 124 or go online at [festoolusa.com](http://festoolusa.com)

### FSK Guide Rails

When paired with the HK/HKC Carpentry Saws you will get straight and quick cross-cuts every time. These guide rails feature integrated adjustable angle stops along with a self-retraction feature. The guide rails work only with the HK/HKC Carpentry Saws.

FSK 250



FSK 670



FSK 420



HK 55 EQ



HKC 55 EB





	HK 55 EQ	HKC 55 EB
<b>Specifications</b>		
Power consumption	1,200 watt	-
Li-ion battery capacity	-	5.2 Ah
Battery voltage	-	18 V
Idle engine speed	2,000 - 5,200 RPM	4,500 RPM
Saw blade diameter	6-1/4" (160 mm)	6-1/4" (160 mm)
Angular range	0 - 50 °	0 - 50 °
Cutting depth 45°	1-5/8" (42 mm)/1-1/2" (38 mm)	1-5/8" (42 mm)/1-1/2" (38 mm)
Dust extraction connection dia.	1-1/16"/1-7/16" (27/36 mm)	1-1/16"/1-7/16" (27/36 mm)
Weight with Li-ion	-	9.04 lbs (4.1kg)
Weight	9.7 lbs (4.4kg)	-

Metric dimensions binding.

**ACCESSORIES**

	<b>Guide Rail FSK</b> FSK 250 Straight and quick cross-cuts when paired with HK Carpenter Saws. Integrated adjustable angle stops can be easily set for angled cuts for quick and repeatable cuts. Self-retention and self-retraction features seamlessly connect to HK Saws making repeated cuts faster. 9.8" (250 mm) Cross-cut capacity.	\$160.00 <small>769941</small>
	<b>Guide Rail FSK</b> FSK 420 16.5" (420 mm) Cross-cut capacity.	\$185.00 <small>769942</small>
	<b>Guide Rail FSK</b> FSK 670 26.3" (670 mm) Cross-cut capacity.	\$210.00 <small>769943</small>
	<b>Saw blade panther</b> 160x1,8x20 PW12 Thin kerf (1.8 mm) fast-cutting rip blade with aggressive hook angle and deep gullets. Carbide-tipped ATB blade.	\$48.00 <small>500463</small>
	<b>Saw blade standard</b> 160x1,8x20 W18 Thin kerf (1.8mm) coarse-cutting rip blade for use with building panels, wood and soft plastics. Carbide-tipped ATB blade.	\$55.00 <small>500461</small>
	<b>Fine tooth saw blade</b> 160x1,8x20 W32 Thin kerf (1.8 mm) cross-cut blade for smooth results in sheet goods, melamine, hard and soft woods. Carbide-tipped ATB blade.	\$65.00 <small>500462</small>
	<b>Parallel Side Fence</b> PA-HKC 55 Create parallel cuts from an edge. Can be used on both sides of the saw. Flip it over and it becomes an extension table.	\$61.00 <small>500464</small>
	<b>Dust Bag</b> SB-TSC Keep the work space clean by virtually collecting all dust. When not in use bag folds down for space-saving transportation and storage. Includes a dust cap.	\$42.00 <small>500393</small>
	<b>Bag</b> FSK420-BAG Easily and safely transport FSK Guide Rails. Equipped with shoulder strap. Available for the FSK 420 and FSK 670 rails.	\$69.00 <small>200160</small>
	<b>Bag</b> FSK670-BAG	\$86.00 <small>200161</small>
	<b>Guide Rail FS</b> HK/HKC Carpentry Saws are fully compatible with the existing line of FS Guide Rails. Use FS Guide Rails for plunge cuts, longer cross-cuts, and longer rips that exceed the capacity of the FSK rails.	Various Lengths <small>32" - 197"</small>





**TSC 55 REB & TS 55 REQ**





Wood/soft plastic  
Plastic

No.	Description/Application	Dia. (mm)	Kerf (mm)	Bore (mm)	Hook Angle	Tooth Shape	Teeth	Price
1	<b>Panther Saw Blade</b> Fast-cutting rip blade with aggressive hook angle and deep gullets. Carbide-tipped ATB blade.	160	2.2	20	20°	ATB	12	\$55.00 496305
2	<b>Standard Saw Blade</b> Coarse-cutting rip blade for use with building panels, wood and soft plastics. Carbide-tipped ATB blade.							
3	<b>Universal Saw Blade</b> Clean-cutting general-purpose blade for wood and soft plastics. Fine rip cut blade for glue-ready joints. Carbide-tipped ATB blade.	160	2.2	20	15°	ATB	28	\$61.00 496304
4	<b>Fine-Tooth Saw Blade</b> Cross-cut blade for smooth results in sheet goods, melamine, hard and soft woods. Carbide-tipped ATB blade.	160	2.2	20	5°	ATB	48	\$84.00 495377
5	<b>Solid Surface/Laminate Saw Blade</b> Long-lasting, high-cut quality blade, ideal for laminate flooring and solid surface countertop materials. Carbide-tipped TC blade.	160	2.2	20	4°	TC	48	\$95.00 496309

**The right blade for the job**

A specific application and material will warrant a certain combination of shape, type, and number of teeth in a saw blade. Blade RPM also has a significant effect on the cutting result, which is why Festool TS and KAPEX saws are designed with variable speed capability.

Color Code	Material	Speed Range
	Wood/Soft Plastics	3-6
	Plastic	3-5

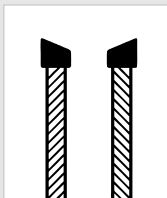


HKC 55 EB & HK 55 EQ						
Dia. (mm)	Kerf (mm)	Bore (mm)	Hook Angle	Tooth Shape	Teeth	Price
160	1.8	20	20°	ATB	12	\$48.00 500463
160	1.8	20	20°	ATB	18	\$55.00 500461
160	1.8	20	5°	ATB	32	\$65.00 500462



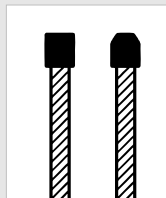
TS 75 EQ						
Dia. (mm)	Kerf (mm)	Bore (mm)	Hook Angle	Tooth Shape	Teeth	Price
210	2.6	30	28°	ATB	16	\$84.00 495378
210	2.6	30	20°	ATB	18	\$88.00 495379
210	2.4	30	15°	ATB	36	\$95.00 495380
210	2.4	30	8°	ATB	52	\$135.00 495381
210	2.4	30	4°	TC	60	\$150.00 495382

### Tooth shapes



#### Alternating Top Bevel—ATB Offset tooth saw blade

The teeth on this saw blade cut alternately to the left and right. The alternate tooth saw blade is a universal blade for all types of wood.



#### Triple Chip—TC Trapezoidal flat tooth saw blade

This blade features trapezoidal teeth with beveled edges on both sides that alternate with flat teeth when cutting. Ideal for aluminum, hard plastic and materials with hard coatings.







**accuracy. unmatched.**

The KAPEX incorporates dual-laser marking for faster alignment, cam-action locks for setting miters quickly, plus a rail-forward configuration for working in tighter spaces. It combines all of this in a compact 10" design delivering the cutting capacity of a 12" saw. Few tools are as important to many craftsmen as the miter saw. When it comes to precision and uncompromising design, there is no alternative to the KAPEX sliding compound miter saw.

**Kapex KS 120 EB** | \$1,475.00  
561287

The KAPEX remains the most advanced sliding compound miter saw available today, offering you the capacity of a much larger saw in a portable, compact design. Unmatched dust extraction, simple adjustments and a host of time-saving features mean you'll spend more time on value-creating work and less time on work-arounds and cleanup.



## Features + Capabilities




### Fine bevel adjustment

Fine bevel adjustment with upfront controls, and large, easy-to-read gauges—coupled with a counterspring mechanism—ensures precise bevel placement.



### Capacity to rival 12" saws

Rivalling most 12" saws, the KAPEX can handle 4-3/4" in its special cutting position, and 6-5/8" crown in the nested position. Can cut miters from 50° (left) to 60° (right).



### Dual-line lasers

Fully-adjustable dual-line lasers accurately define the cut area for precise cut placement. Material between these laser lines will be removed, making it easy to precisely align cuts from the left or the right.



### Compact and lightweight

With a rail-forward design, the KAPEX can be placed against a wall for all cutting tasks, maximizing the work space.

## More Details

### Dust extraction system design

The flexible and removable rubber dust hood to the rear of the blade deflects waste material into the directional dust port for best-in-class 91% efficiency.

### MMC electronics

With variable speed capability, the KAPEX enables you to match the speed of the blade to the requirements of the material, preventing burned or melted materials.

### Durable, easy-to-read scales

Easily read and adjust cutting angles without straining your eyes. Oversized bevel scale facilitates precision angle setting and improves readability.

### FastFix saw blade changing system

FastFix mechanism locks the blade for fast and easy blade changes in just a few steps.

 system. unmatched.

## KAPEX UG Cart

Why keep your Festool compound miter saw confined to the shop? The KAPEX UG Cart is a rugged, mobile base designed for fast breakdown, simple setup and precise cutting.

See more on page 59.













Miter Saw



<b>KS 120 EB</b>
\$1,475.00 561287

Specifications			
Power Consumption	1600 watts / 13 amps	Miter Range	50° / 60°
Speed	1,400-3,400 rpm	Dimensions (W x D x H)	28" x 19-3/4" x 18-1/2" (713 x 500 x 470 mm)
Cutting Depth 90° / 90°	12" x 3-15/32" (305 x 88 mm)	Dust Port	27 / 36 mm
Left/Right 45° / 90°	8-15/32" x 3-15/32" (215 x 88 mm)	Weight	47 lbs (21.5 kg)
Left 45° / 45°	8-15/32" x 2-1/8" (215 x 55 mm)	<b>STANDARD PACKAGE INCLUDES</b>	
Right 45° / 45°	8-15/32" x 1-3/8" (215 x 35 mm)	Universal Carbide Saw Blade	60-tooth (495 388)
Special Cutting Depth	4-3/4" x 3/4" (120 x 20 mm)	MiterFast Angle Transfer Device	•
Crown Nested Capacity	6-5/8" (168 mm)	Hold-Down Clamp	•
Max. Bevel	47° / 47°	Wrench	•

Metric dimensions binding.

ACCESSORIES		
	<p><b>Blade Assortment</b></p> <p>Using the right blade is one of the easiest ways to improve your work. Get the best results while using your Kapex by having the right blade for the job. Includes one of each: Fine Tooth Blade (495 387) and Universal Blade (495 388).</p>	\$220.00 203150
	<p><b>Crown Stop</b></p> <p>Adjustable stops support nested workpieces at any angle. Base Extensions provide enhanced material support to the left or right, and enable additional clamping possibilities when used with Festool FS Clamps. (1 Base Extension and 1 Crown Stop included; 2 are recommended)</p>	\$115.00 494369
	<p><b>Angle Transfer Device</b></p> <p>Effortlessly copy and transfer tricky angles for quick and accurate cutting using the MiterFast and the KAPEX's dual-line lasers. Easily captures inside and outside corners and locks securely to maintain setting during transfer.</p>	\$180.00 200127
	<p><b>Hold Down Clamp</b></p> <p>Fast-acting, cam-action clamp features non-marring material to protect the workpiece while providing excellent clamping ability. Footpiece is specially shaped to accommodate clamping stock close to the fence.</p>	\$90.00 494391
	<p><b>Clamping Kit</b></p> <p>Secure the KAPEX to an MFT or worktable through the base with the clamping kit. Oversized hand knobs for easy installation and removal. (2 pieces)</p>	\$25.00 494693
	<p><b>Quick Clamp</b></p> <p>Ratcheting mechanism provides easy locking, a secure grip on material, and a quick release. A perfect companion to the MFT/3, and fits seamlessly into the bottom T-slot of FS Guide Rails for limitless positioning and secure cutting. (1 piece)</p>	\$42.00 491594
	<p><b>Screw Clamps</b></p> <p>Use in conjunction with Base Extension T-slots for additional material clamping options. (2 pieces)</p>	
	Clamping thickness 4-11/16" (120 mm)	\$46.00 489570
	Clamping thickness 11-13/16" (300 mm)	\$59.00 489571
	<p><b>Multifunction Table</b></p> <p>A specially designed height and size for use with the KAPEX sliding compound miter saw. See page 24 for more details on the MFT/3-MINI.</p>	\$500.00 495465

		KS 120 EB							
No.		Dia. (mm)	Kerf (mm)	Bore (mm)	Hook Angle	Tooth Shape	Teeth	Price	
Wood/soft plastic	1	<b>Universal Saw Blade</b> Clean-cutting general-purpose blade for wood and soft plastics. Fine rip cut blade for glue-ready joints. Carbide-tipped ATB blade.	260	2.5	30	-5°	ATB	60	\$155.00 495388
	2	<b>Fine-Tooth Saw Blade</b> Cross-cut blade for smooth results in sheet goods, melamine, hard and soft woods. Carbide-tipped ATB blade.	260	2.5	30	-5°	ATB	80	\$170.00 495387
Plastic	3	<b>Solid Surface/ Laminate Saw Blade</b> Long-lasting, high-cut quality blade, ideal for laminate flooring and solid surface countertop materials. Carbide-tipped TC blade.	260	2.5	30	-5°	MATB	64	\$160.00 495386

## KAPEX UG Cart

Increase portability and functionality on the jobsite or in the workshop. Equipped with large wheels, the UG easily navigates the work area and breaks down quickly and easily for transport.



Specifications	
Weight	46.3 lbs (21 kg)
Height	35-7/16" (900 mm)
Overall Length	11'-5/16" (3,360 mm)
Fully Extended Length	15' 9-1/2" (4,813 mm)

KAPEX UG CART AND ACCESSORIES			
	1	<b>Kapex UG SET</b> Kapex UG Set consists of Kapex Mobile Base (497 351), Left Extension (497 353) and Right Extension (497 352).	\$960.00 Metric 497354 Imperial 201179
	2	<b>Mobile Mobile Base</b> Kapex Mobile underframe is a rugged, mobile base provides the foundation for precise and efficient material processing on the jobsite or in the shop. Designed for fast and simple setup and breakdown, the UG stand is built for maximum mobility.	\$575.00 497351
	3	<b>Trimming attachment (Left)</b> Left folding extension with tool-free connection to the Kapex. Provides stock support with integrated flip stop, measurement scale and adjustable leg. Expands from 58-1/4" (1,480 mm) to 94-1/2" (2,400 mm).	\$350.00 Imperial 201181
	4	<b>Trimming attachment (Right)</b> Right folding extension with tool-free connection to the Kapex. Provides stock support with integrated flip stop, measurement scale and adjustable leg. Expands from 58-1/4" (1,480 mm) to 94-1/2" (2,400 mm).	\$350.00 Imperial 201180
		<b>Trimming attachment Set</b> This Trimming attachment set consists of the left trimming attachment and right trimming attachment in one package.	\$630.00 Metric 497514 Imperial 201187



**versatility. unmatched.**

Festool jigsaws offer incredible precision, speed, and splinter-free cutting. Follow any scribe line without wandering. Spend less time sanding or reworking. Experience the Festool system with an array of blades and accessories that redefine versatility.





**CARVEX PS 420 EBQ** | \$390.00  
561593

CARVEX Jigsaws are armed with advanced motor technology, a host of features you'd expect from us, and others never imagined. The PS 420 EBQ packs it all in low-profile form.



**CARVEX PSB 420 EBQ** | \$390.00  
561608

If you prefer a D-handle, this jigsaw is like no other. As with all CARVEX Jigsaws, multiple baseplates are available for cutting wood, metal and more.



## Features + Capabilities



### Carbide guidance system

Triple blade reinforcement with rigid support rod and carbide jaws reduce blade wander and drift.



### Interchangeable base system

Easily and quickly swap bases as needed from the butterfly-style angle base to the circle cutting base.



### 4-LED stroboscopic light

Illuminate the cut line in-sync with the blade for effortless and improved visibility for precise cuts and less rework.



### Splinter-free action

Solid one-piece Splinterguards are cut with the blade mounted in the machine. This allows precise zero-clearance for ultra clean cuts with no splinters or tearout.

## More Details

### MMC electronics

Increase cut performance with remarkable control featuring variable speed, constant speed under load, thermal and overload protection and a new automatic setting.

### Adjustable chip catcher

The chip catcher of the CARVEX can be adjusted up and down as needed for greater visibility or to aid in dust extraction. Can also be removed entirely.

### Variable speed trigger

With D-handle models, the on-board trigger can be used to control the speed for tight curves and various materials. For fixed speed control, use the ON/OFF switch with variable speed dial.

### Brushless motor technology

EC-TEC motor with full electronic controls is long-lasting and energy-efficient, enabling extensive cutting with reduced effort and strain.

 system. unmatched.

## CARVEX Accessory Kit

Adapt to the surface with task-specific bases, adapters and inserts that will help you with virtually any material or application.

See more on page 70.





## CARVEX PSC 420 EB Li 18V

Challenge any scribe line and curve with ease thanks to the fully automatic blade guidance system of the CARVEX Jigsaw. This low-profile version gives you the advantage of cordless freedom.



PSC 420 EB Basic		\$380.00 574712
PSC 420 EB Li 18V		\$550.00 574716

Cordless model also available without battery and charger.

## CARVEX PSBC 420 EB Li 18V

Go cordless, without missing a thing. Low vibration and unparalleled ergonomics make all CARVEX Jigsaws easy to control and comfortable to use.



PSBC 420 EB Basic		\$380.00 201378
PSBC 420 EB Li 18V		\$550.00 201385

Cordless model also available without battery and charger.

## Let your CARVEX take you anywhere.

At Festool we push our tools to the toughest demands. Trying one of our jigsaws is truly an experience unmatched. Precision, speed and splinter-free cutting. Follow any scribe line without wandering. Our jigsaws can take you anywhere you wish to cut.



For detailed setup, examples and reviews, go to [festool.tv](http://festool.tv)

## AIRSTREAM Batteries



### Cooling down while recharging

Faster re-charge for less down time. AIRSTREAM batteries with the new SCA 8 charger re-charge 60% faster than previous charging technology. And batteries equipped with AIRSTREAM design cool down 3X faster than non-equipped versions so the charging process can begin sooner getting you back to work faster.

For more info turn to page 124 or go online at [festoolusa.com](http://festoolusa.com)



<b>Quick Charger AIRSTREAM SCA 8</b>	<b>Quick Charger TCL 6</b>	<b>BP 18 Li 6.2 AS</b>	<b>BP 18 Li 5.2 AS</b>	<b>BP 18 Li 3.1 C</b>
\$84.00 200313	\$68.00 201138	\$100.00 201775	\$84.00 201066	\$74.00 201790





**TRION PS 300 EQ** | \$260.00  
561443

TRION's adjustable carbide-tipped jaws, blade clamping system and triple blade guidance keep it on course, even in hard material. The barrel-grip fits your hand and provides a low center of gravity.

**TRION PSB  
300 EQ** | \$260.00  
561455

The D-handle PSB 300 features a fingertip trigger and smaller profile grip. The PSB 300 has all the qualities of the PS 300, with the addition of a comfortable D-handle for easy one-handed use.





## Features + Capabilities



### Carbide guidance system

Rigidly supports the blade at exactly the pre-set angle, reducing blade wander in tight radius cuts. This eliminates cutting errors, spoiled workpieces, or need for rework.



### Zero-clearance Splinterguard

Solid one-piece Splinterguards are cut with the blade mounted in the machine. This allows precise zero-clearance for ultra clean cuts with no splinters or tearout.



### Dual-bevel base

45° dual-bevel for angled cuts and a 0° detent for perpendicular cuts.



### Variable stroke

One straight plunge-action setting and three progressive orbital modes.

## More Details

### MMC electronics

Features soft-start, variable speed control so the blade speed matches the material; constant speed under load for consistent blade tip speed, and improved cut quality.

### FastFix

Allows for quick, tool-free blade changes. FastFix lever angles and opens the chuck for easy blade removal.

### 13' Plug-It power cord

Festool Plug-It system allows you to quickly switch between the jigsaw and just about any other tool, reducing downtime, and simplifying packing.

 system. unmatched.

## The SYS-MFT

Use it to store, carry and protect your MFT accessories—and to get your job done. The ingenious SYS-MFT also functions as a portable work surface with 13 clamping points, an integrated V-groove channel and an anti-skid strip, giving you multiple options for securing any material.

See more on page 39.



# Jigsaws



Carvex PS 420 EBQ	Carvex PSB 420 EBQ	Carvex PSC 420 EB Li 18V	Carvex PSBC 420 EB Li 18V	Carvex PSC 420 EB Basic	Carvex PSBC 420 EB Basic
\$390.00 561593	\$390.00 561608	\$550.00 574716	\$550.00 201385	\$380.00 574712	\$380.00 201378

### Standard package includes

T-Shank Jigsaw Blades for Wood (2 pieces)	•	•	•	•	•	•
Chip Catcher	•	•	•	•	•	•
Splinterguard	•	•	•	•	•	•
Plug-It Power Cord	•	•				
Battery 18.0 V			•	•		
SCA 8 charger			•	•		
SYSTAINER	SYS 1 TL	SYS 1 TL	SYS 2 TL	SYS 2 TL	SYS 2 TL	SYS 2 TL

### Specifications

Power consumption	400 watt	400 watt	-	-	-	-
Battery voltage	-	-	18 V	18 V	18 V	18 V
Li-ion battery capacity	-	-	5.2 Ah	5.2 Ah	5.2 Ah	5.2 Ah
Stroke rate	1,500 - 3,800 RPM	1,000 - 3,800 RPM	1,500 - 3,800 RPM	1,000 - 3,800 RPM	1,500 - 3,800 RPM	1,000 - 3,800 RPM
Pendulum cover adjustment in stages	4	4	4	4	4	4
Cutting depth in wood	4-3/4" (120 mm)	4-3/4" (120 mm)	4-3/4" (120 mm)	4-3/4" (120 mm)	4-3/4" (120 mm)	4-3/4" (120 mm)
Cutting depth in NF metals	3/4" (20 mm)	3/4" (20 mm)	3/4" (20 mm)	3/4" (20 mm)	3/4" (20 mm)	3/4" (20 mm)
Cutting depth in steel (soft)	3/8" (10 mm)	3/8" (10 mm)	3/8" (10 mm)	3/8" (10 mm)	3/8" (10 mm)	3/8" (10 mm)
Weight	4.19 lbs (1.9 kg)	4.19 lbs (1.9 kg)	5.29 lbs (2.4 kg)	5.29 lbs (2.4 kg)	5.29 lbs (2.4 kg)	5.29 lbs (2.4 kg)







Trion PS 300 EQ	Trion PSB 300 EQ
\$260.00 561443	\$260.00 561455
•	•
•	•
•	•
•	•
SYS 1 TL	SYS 1 TL
720 watt	720 watt
–	–
–	–
1,000 - 2,900 RPM	1,000 - 2,900 RPM
4	4
4-3/4" (120 mm)	4-3/4" (120 mm)
3/4" (20 mm)	3/4" (20 mm)
3/8" (10 mm)	3/8" (10 mm)
5.29 lbs (2.4 kg)	5.29 lbs (2.4 kg)

## TRION Jigsaw Accessories

Maximize your jigsaw's versatility while ensuring splinter-free performance with genuine Festool accessories. Whether doing circle cut-outs or guided cuts, Festool has it covered. Unparalleled cut performance is easy to maintain with a supply of fresh Splinterguards.

### ACCESSORIES

	<b>Splinter guard</b> Solid one-piece Splinterguard is custom cut for each blade used, reducing the chance of tearout and time-consuming rework.	(5 pieces) \$11.50 <small>490120</small>
		(20 pieces) \$28.00 <small>490121</small>
	<b>Parallel Side Fence</b> Make parallel cuts up to 7-7/8" (200 mm) from an edge.	\$40.00 <small>490119</small>
	<b>Circle Cutter</b> Create precise circles with a diameter range of 4-23/32" to 28-11/32" (120-720 mm). For best results, use with a scroll-type blade—S 75/4 K (486 563) or S 50/1.4 K (486 564).	\$40.00 <small>490118</small>
	<b>Guide Stop</b> Guide your Festool jigsaw with any length Festool Guide Rail for straight, repeatable cuts. For best results, use with FSG blades—S 75/4 FSG (499 476), S 105/4 FSG (499 477) or S 145/4 FSG (499 478).	\$23.00 <small>490031</small>





### CARVEX Accessory Kit | \$225.00 201186













The most versatile, capable jigsaw ever built, the CARVEX is adaptable to virtually any material or application. With a wide range of time-saving, quality-improving, task-specific bases, adapters, and inserts, you'll do more with a jigsaw than you thought possible.

Includes: 4 Base Inserts (497 298, 497 299, 497 300, 497 301), Angle Base (496 134), Base Adapter (497 303), Circle Cutter (497 304), Splinterguard (5 pieces, 490 120), SYS 2 TL (497 564).



## CARVEX Jigsaw Accessories

Customize your CARVEX with individual components, or buy the set for a complete solution.

ACCESSORIES		
	<p><b>Base</b> Dimpled - Textured, low-friction base easily glides over wood and wood-like materials. Dimpled texture minimizes surface area and helps to prevent dust buildup in front of the saw.</p>	<p>\$27.00 497298</p>
	<p><b>Base</b> Hard Fiber - Smooth, durable base for reduced friction on wood and wood-like materials. Extremely durable construction for a long service life.</p>	<p>\$27.00 497299</p>
	<p><b>Base</b> Steel insert for all metallic surfaces.</p>	<p>\$25.00 497300</p>
	<p><b>Base</b> StickFix hook-and-loop design base facilitates quick and easy installation of felt covers to protect delicate surfaces from scratches and wear.</p>	<p>\$26.00 497301</p>
	<p><b>Base</b> Universal base insert for wood and wood-like materials. Supplied with CARVEX Jigsaws.</p>	<p>\$20.00 497297</p>
	<p><b>Replacement Felt</b> For use with StickFix base insert. Hook-and-loop design base facilitates quick and easy installation of felt covers to protect delicate surfaces from scratches and wear. (5 pieces)</p>	<p>\$13.75 497444</p>
	<p><b>Circle Cutter</b> Base Adapter (497 303) and Circle Cutter (497 304) for cutting circles from 2-11/16" (68 mm) to 9" 10-1/8" (3 m). For best results, use with a scroll-type blade — S 75/4 K (486 563) or S 50/1.4 K (486 564).</p>	<p>\$71.00 497443</p>
	<p><b>Guide Rail Base for CARVEX Jigsaw</b> Adapts to Guide Rails for guided cuts and also serves as base for use in circle cutting when attached to 497 304 listed below. For best results for guided cuts, use with FSG blades—S 75/4 FSG (499 476), S 105/4 FSG (499 477) or S 145/4 FSG (499 478).</p>	<p>\$29.00 497303</p>
	<p><b>Metric Circle Cutter</b> Metric - Expandable circle cutter attachment for use with Base Adapter (497 303). Expands from 2-11/16" (68 mm) to 9" 10-1/8" (3 m). For best results, use with a scroll-type blade—S 75/4 K (486 563) or S 50/1.4 K (486 564).</p>	<p>\$52.00 497304</p>
	<p><b>Imperial Circle Cutter</b> Imperial - Expandable circle cutter attachment for use with Base Adapter (497 303). Expands from 2-11/16" (68 mm) to 9" 10-1/8" (3 m). For best results, use with a scroll-type blade—S 75/4 K (486 563) or S 50/1.4 K (486 564).</p>	<p>\$55.00 201184</p>
	<p><b>Angle Base</b> Tool-free, dual-angled base features stepless adjustment from +45° to -45°, for precise and simplified cutting on inside or outside edges.</p>	<p>\$120.00 496134</p>
	<p><b>Splinter guard</b> Solid one-piece Splinterguard slides easily into place, for a custom fit with any blade, virtually eliminating tearout and time-consuming rework. Fits all Festool TRION and CARVEX Jigsaws.</p>	<p>(5 pieces) \$11.50 490120</p>
	<p>(20 pieces) \$28.00 490121</p>	

## Anatomy of a Festool Jigsaw Blade

Engineered for cutting efficiency, long life, and superior cut results, Festool T-shank jigsaw blades fit most professional jigsaws and are available for various materials.

Whether cutting wood, plastics, non-ferrous metals, steel, or special materials like fiberglass and foam, these blades have you covered. And they're designed for various cut types—straight and splinter-free, curves, bends, and thick-material cutting.

### Key to tooth / pitch / type / material



Conically ground teeth for clean cuts



HCS tool steel: the standard quality for all wood materials



HS bimetal: long service and high cutting capacity



Hard-soldered, carbide-grit edge



Corrugated blade, precision-milled teeth



Carbide-tipped (HM): resistant to high temperatures and hard-wearing



To learn more about Festool blades visit [festoolusa.com](http://festoolusa.com)























#### Blade Assortment

With a blade for just about every type of material, this jigsaw blade assortment should be in every toolbox. All Festool jigsaw blades are from high-quality materials for the best possible cutting results. Includes the following blades: S 75/2.5 (486 548), S 50/1.4 K (486 564), S 105/4 FSG (499 477), S 75/4 K (486 563), S 75/4 FSG (499 476), S 75/4 (486 546) and HS 60/1.2 bi (486 556).

\$58.00  
203152





No.	Blade Type	Cut Type	Material	Material Thickness	Length	Tooth Type	Teeth Per Inch	Pieces	Item	Price	
WOOD/SOFT PLASTIC	1	S 75/4 S 75/4	Fast and clean	Soft wood/hard wood, melamine/veneered plywood, and chipboard	Up to 2-1/8" (54 mm)	3.0" (75 mm) 3.0" (75 mm)		6-7 6-7	5 25	486546 486962	\$12.50 \$44.00
	2	S 105/4	Fast and clean	Soft wood/hard wood, melamine/veneered plywood, and chipboard	Up to 3-3/8" (85 mm)	4-1/8" (105 mm)		6-7	5	486547	\$14.75
	3	S 75/2.5 S 75/2.5	Fine, general purpose	Soft wood/hard wood, melamine/veneered plywood, chipboard, soft plastics, ABS, and HDPE	Up to 2-1/8" (54 mm)	3.0" (75 mm) 3.0" (75 mm)		10 10	5 25	486548 486963	\$12.50 \$44.00
	4	S 75/4 FS S 75/4 FS	Fine, perpendicular	Soft wood/hard wood, melamine/veneered plywood, and chipboard	Up to 2-1/8" (54 mm)	3.0" (75 mm) 3.0" (75 mm)		6-7 6-7	5 20	486549 490256	\$16.75 \$46.00
	5	S 75/4 FSG	Fine, perpendicular	Soft wood/hard wood, melamine/veneered plywood, and chipboard	Up to 2-1/8" (54 mm)	3.0" (75 mm)		6-7	5	499476	\$16.75
	6	S 105/4 FSG S 105/4 FSG S 145/4 FSG	Fine, perpendicular	Soft wood/hard wood, melamine/veneered plywood, and chipboard	Up to 3-3/8" (85 mm) for 105/4 and up to 4-3/4" (120 mm) for 145/4	4-1/8" (105 mm) 4-1/8" (105 mm) 5-3/4" (145 mm)		6-7 6-7 6-7	5 20 5	499477 499475 499478	\$22.00 \$65.00 \$29.00
7	S 75/4 K S 75/4 K	Fast, scrolling	Soft wood/hard wood, melamine/veneered plywood, chipboard, soft plastics, ABS, and HDPE	Up to 2-1/8" (54 mm)	3.0" (75 mm) 3.0" (75 mm)		6-7 6-7	5 25	486563 486965	\$12.50 \$44.00	
8	S 50/1.4 K	Fast, scrolling	Soft wood/hard wood, melamine/veneered plywood, chipboard, soft plastics, ABS, HDPE, hard plastics, Plexiglas® and acrylics	Up to 1.0" (25 mm)	2.0" (50 mm)		18	5	486564	\$12.50	
9	HS 75/4 bi	Fast	Soft wood/hard wood, melamine/veneered plywood, chipboard, and laminated boards	Up to 2-1/8" (54 mm)	3.0" (75 mm)		6-7	5	486553	\$22.00	
10	HS 75/3 bi-FC	Fast and clean	Soft wood/hard wood, melamine/veneered plywood, chipboard and laminated boards, and cuts in soft plastics	Up to 2-1/8" (54 mm)	3.0" (75 mm)		8-9	5	496395	\$23.00	
11	HS 75/2.5 bi	Fine	Soft wood/hard wood, melamine/veneered plywood, soft plastics, ABS, HDPE, hard plastics, Plexiglas® and acrylics	Up to 2-1/8" (54 mm)	3.0" (75 mm)		10	5	490178	\$22.00	
12	HS 75/3 bi	Fine, general purpose	Soft plastics, ABS, HDPE, hard plastics, Plexiglas®, acrylics, cement board, iron and steel	Up to 2-1/8" (54 mm)	3.0" (75 mm)		8-9	5	486554	\$22.00	
METAL	13	HS 60/1.2 bi HS 60/1.2 bi	Fine, general purpose	Non-ferrous metals, aluminum, sheet steel, and extrusions	Up to 1-3/16" (30 mm)	2-3/8" (60 mm) 2-3/8" (60 mm)		21 21	5 25	486556 488016	\$19.00 \$65.00
	14	HS 105/1.2 bi HS 155/1.2 bi	Fine, general purpose	Thin non-ferrous metals, aluminum, sheet steel, and extrusions	Up to 3-3/8" (85 mm) for 105/1.2 and up to 5-1/8" (130 mm) for 155/1.2	4-1/8" (105 mm) 6.0" (155 mm)		21 21	5 5	486558 490180	\$19.00 \$26.00
	15	HS 60/1.4 bi VA	General purpose	Stainless steel	Up to 1/16" (1.6 mm)	2-3/8" (60 mm)		18	5	490181	\$17.75
	16	HS 60/2 bi	General purpose	Non-ferrous metals, aluminum, iron, sheet steel, and extrusions	Up to 1-3/16" (30 mm)	2-3/8" (60 mm)		13	5	486557	\$17.75
17	HS 105/2 bi	General purpose	Non-ferrous metals, aluminum, iron, sheet steel, and extrusions	Up to 3-3/8" (85 mm)	4-1/8" (105 mm)		13	5	486559	\$22.00	
SPECIALTY	18	HM 75/4.5	Fast	Fiber-reinforced plastics, cement board and chipboard	Up to 2-1/8" (54 mm)	3.0" (75 mm)		5-6	1	486561	\$24.00
	19	HM 105/4.5	Fast	Fiber-reinforced plastics; Fast, course cuts for cement board and chipboard	Up to 3-1/8" (80 mm)	4-1/8" (105 mm)		5-6	1	486560	\$29.00
	20	R 54 G	Fine, general purpose	Glass, tile, ceramics, fiber-reinforced plastics, cement board, iron and steel	Up to 1-3/16" (30 mm)	2-1/8" (54 mm)			1	486562	\$12.50
	21	S 155/W	Fast, clean	Rigid-foam and fiberglass insulation, cardboard and foam rubber	Up to 5.0" (127 mm)	6.0" (155 mm)			3	493656	\$20.00

Metric dimensions binding. Fits both PS and PSB.





## control. unmatched.

The VECTURO oscillating Multi-Tool is one of Festool's most versatile tools — allowing you to accomplish more tasks at a superior level of performance. With an industry-first plunge base, the VECTURO delivers the control that's missing in other oscillating multi-tools. A versatile depth-stop offers quick adjustments for exacting accuracy, while an array of blades and accessories puts capabilities for cutting, sawing, scraping, and more onto one powerful platform.



**VECTURO OS 400** | \$470.00  
563006

The ultimate in versatility, the VECTURO combines limitless functionality and power with exceptional controllability, delivering precise results in the trickiest of places.



**VECTURO OS 400 Set** | \$630.00  
563007

With an industry-first, tool-less Plunge Base and Depth-Stop, the VECTURO stands apart, delivering the level of cutting precision customers can only expect from Festool. Ergonomic handling and tool-less everything translates to faster, more comfortable work with less downtime.



## Features + Capabilities



### Versatility

Cut, scrape or score virtually any material, thanks to a wide variety of blades and variable speed.



### Controllability

Achieve accurate, to-the-line cuts anywhere in the material, thanks to the optional Plunge Base and slim body design.



### Fast and simple

Power through the most challenging tasks with ease thanks to hassle-free, tool-less base and cutter changes.



### Tool-free operation

Easily change cutters or attach bases without the need for tools, for faster operation that is both simple and reliable.

## More Details

### Power

With 400 watts, oscillations up to 18,500 rpm and a total arc of 4,° the VECTURO can power through the toughest tasks with ease.

### Plug It-Power Cord

Easily integrate the VECTURO with other Festool products with Plug-It compatibility for a more organized and efficient work area.

 **system. unmatched.**

## SYS-Combi 2

Customize your storage needs by putting a tool and related accessories in one SYSTAINER. Large drawer provides quick access to commonly used accessories or small parts so you can do more with less.

See more on page 36.



Multi-Tool






	VECTURO OS 400 Set	VECTURO OS 400
	\$630.00 563007	\$470.00 563006
<b>Standard package includes</b>		
Tool-less Adapter	•	
Depth-Stop	•	
Plunge Base	•	
Universal Saw Blade	•	•
Round Wood Saw Blade	•	
plug it-Power Cord	•	•
SYSTAINER	SYS 2 TL	SYS 2 TL
<b>Specifications</b>		
Power consumption	400 watt	400 watt
Power output	220 watt	220 watt
Vibrations	10,000 - 18,500 RPM	10,000 - 18,500 RPM
Amplitude	2 °	2 °
Cable length	13.123 ft (4 m) Plug-It Cord	13.123 ft (4 m) Plug-It Cord
Weight	3.53 lbs (1.6 kg)	3.53 lbs (1.6 kg)

Metric dimensions binding.

## VECTURO Accessories






Deliver a level of cutting precision not usually associated with oscillating multi-tools with tool-less plunge base and depth-stop options for even greater control and functionality. Festool blades and scrapers feature a hexagonal drive for greater stability and transmission of power for faster, smoother, and easier cuts.


ACCESSORIES		
	<p><b>Plunge Base</b> Quick, tool-free mounting with multiple angle settings. Magnetic catch stabilizes blades for accurate, scribe-line plunge-cuts. Rubberized contact pad provides a secure grip while protecting the surface.</p>	\$150.00 500161
	<p><b>Depth Stop set</b> Utilizing the quick, tool-free mounting adapter, the Depth-Stop provides depth control for exacting plunge-cuts. Includes a Depth-Stop rod with protective end that rotates for more placement options, and a shoe-type base for use with circular blades.</p>	\$74.00 500160
	<p><b>Depth-Stop and Plunge Base Set</b> Includes Plunge Base (500 161) and Depth-Stop (500 160) with adapter.</p>	\$180.00 500251










## VECTURO Blades

Cut cleanly through wood, metal and more.

Wood Blades	Qty. in Pack	Price
 <p><b>Wood saw blade*</b> 50/35/J—Double-row original Japan tooting for really precise cuts and clean cutting edges.</p>	5	\$82.00 500142
 <p><b>Wood saw blade*</b> 50/45/J—Double-row original Japan tooting for really precise cuts and clean cutting edges.</p>	5	\$82.00 500146
 <p><b>Wood saw blade*</b> 50/55/J—Double-row original Japan tooting for really precise cuts and clean cutting edges.</p>	5	\$82.00 500148
 <p><b>Wood saw blade*</b> 50/65/J—Double-row original Japan tooting for really precise cuts and clean cutting edges.</p>	5	\$82.00 500145
 <p><b>Wood saw blade</b> 100/HCS—For long, straight cuts and cutting out sections of laid parquet or laminate flooring.</p>	1	\$61.00 500139

Bimetal Universal Blade—Metal	Qty. in Pack	Price
 <p><b>Bimetal universal blade</b> 50/35/Bi—Ideal for processing aluminum and non-ferrous metals.</p>	5	\$82.00 500140

\*Not for plunge-cuts.  
\*\*Ideal for plunge-cuts.

Bimetal Universal Blades—Uni		Qty. in Pack	Price
 <p><b>Universal Saw Blade**</b> 50/35/Bi—Accessories for interior fittings, for hard wood, soft wood and all other wooden materials. Also for plastics and plasterboard. High cutting speed. Extremely sturdy and long-lasting.</p>	5	\$76.00 500144	
 <p><b>Universal Saw Blade**</b> 50/65/Bi—Accessories for interior fittings, for hard wood, soft wood and all other wooden materials. Also for plastics and plasterboard. High cutting speed. Extremely sturdy and long-lasting.</p>	5	\$76.00 500149	
 <p><b>Universal Saw Blade**</b> 78/32/Bi—Accessories for interior fittings, for hard wood, soft wood and all other wooden materials. Also for plastics and plasterboard. High cutting speed. Extremely sturdy and long-lasting. (for Plunge Base)</p>	5	\$71.00 500143	
 <p><b>Universal Saw Blade**</b> 78/42/Bi—Accessories for interior fittings, for hard wood, soft wood and all other wooden materials. Also for plastics and plasterboard. High cutting speed. Extremely sturdy and long-lasting. (for Plunge Base)</p>	5	\$71.00 500147	
Special Blades—Window Installation		Qty. in Pack	Price
 <p><b>Saw Blade</b> 100/HCS—Recessed clamping bolt for flush work. Segmented for work right into the corners.</p>	1	\$61.00 500136	
 <p><b>Saw Blade</b> Example: For separating window sealant.</p>	1	\$61.00 500137	
Special Blade—Scraper		Qty. in Pack	Price
 <p><b>Scraper blade</b> For removing coverings and coatings.</p>	1	\$20.00 500138	









## control. unmatched.

Our routers surpass the most demanding requirements. But even more surprising is the versatility, accuracy, and ergonomic comfort and control present across the lineup. Couple our routers with a CT Dust Extractor or FS Guide Rail to experience an incomparable system working at all levels.



**OF 1010 EQ** | \$470.00  
574691

Ergonomics and precision make this one unbeatable tool. One-handed operation makes it easy to plunge, cut, release, and switch on and off. Its compact design and balanced center of gravity make it effortlessly maneuverable.



**OF 1400 EQ** | \$600.00  
574692

Our most versatile router packs 1400 watts into less than 10 lbs. It's got enough power for most routing tasks, yet it's small enough to allow precise control.

**OF 2200 EB** | \$970.00  
574689

You might confuse it for a portable shaper. In fact, it's our most powerful router, easily capable of plunging into 8/4 hardwoods or making 1/2" grooves in a single pass. It's easy to control and perfect for jobsite or shop.



## Features + Capabilities



### Ergonomic handles

Festool routers are designed for increased control and reduced fatigue. Integrated switches allow use with just one hand.



### Dust extraction

Integrated dust extraction ports capture dust and debris at the point of creation, increasing visibility, prolonging cutter life, and saving valuable cleanup time.



### Swiveling chip deflector

Included chip deflector can be used with edge forming bits, maximizing chip and dust extraction even around curves and corners. Attaches and releases quickly with tool-free spring clip system.



### System integration

Designed for use with the FS Guide Rail system for guided cutting, MFS multi-routing templates, and a wide range of other accessory options.



### Precision depth adjustment

Micro-adjustability dial to 1/256" (1/10 mm) allows routing with tremendous precision.



### Power

With MMC electronics and finely balanced motors, plow through the toughest tasks with power to spare and less vibration, resulting in finer cuts from the start.

## More Details

### MMC electronics

Electronic controls provide constant speed under load for improved cut quality, stepless variable speed for different applications, and overload protection for longer life.

### Depth turret

Multi-position depth-stop turret makes short work of stepped cuts for repeatable and consistent cutting results.

### LR 32 hole drilling system

Use with OF 1010 or OF 1400 for shelf pin and hardware placement for casework and cabinetry. (OF 1010 and OF 1400 only.)

### Ratcheting spindle

Faster and easier bit changes with one wrench ratcheting action. (OF 1400 and OF 2200 only.)

### Interchangeable base system

At the core of the OF 2200's range of capability is a quick-change, tool-less baseplate system, allowing a quick switch. (OF 2200 only.)

Routers



	OF 1010 EQ	OF 1400 EQ	OF 2200 EB
	\$470.00 574691	\$600.00 574692	\$970.00 574689
<b>Standard package includes</b>			
Collet—1/4"	•	•	
Collet—8 mm	•	•	
Collet—1/2"		•	•
Chip Catcher	•	•	•
Dust Extraction Hood	•	•	•
Guide Rods	•	•	
Guide Stop	•		
Standard U.S. Guide Bushing Adapter	•	•	•
Plug-It Power Cord	•	•	
SYSTAINER	SYS 3 TL	SYS 4 TL	SYS 4 TL
<b>Specifications</b>			
Power consumption	1,010 watt	1,400 watt	2,200 watt
Idle engine speed	10,000 - 23,000 RPM	10,000 - 22,500 RPM	10,000 - 22,000 RPM
Collet dia.	1/4" - 5/16" (6 - 8 mm)	1/4" - 1/2" (6 - 12.7 mm)	1/4" - 1/2" (6 - 12.7 mm)
Routing stroke	2-1/8" (55 mm)	2-3/4" (70 mm)	3-5/32" (80 mm)
Routing depth fine adjustment range	5/16" (8 mm)	5/16" (8 mm)	3/4" (20 mm)
Max. cutter diameter	2" (50 mm)	2-1/2" (63 mm)	3-1/2" (89 mm)
Weight	5.95 lbs (2.7 kg)	9.92 lbs (4.5 kg)	17.2 lbs (7.8 kg)

Metric dimensions binding.



**OF 2200 Accessory Kit**

Available in both Metric and Imperial sets, these kits provide an organized system to store and transport all OF 2200 accessories. Fully stocked set includes Parallel Edge Guide, Guide Stop, Guide Rods, Table Widener Base, Small Bore Base, Template Guide Base, Offset Base for Guide Rail and Template Guide Bushings.

IMPERIAL	METRIC
\$420.00 497656	\$420.00 497655





OF Accessories









**LR 32 Hole Drilling Set in SYSAINER**

\$535.00  
584100

Includes: SYS 1 TL (497 563); LR 32 Hole Drilling Set (583 290); LR 32 Guide Rail Connector (496 938) (2 pieces); Dowel Drill HW D 5 mm—for stopped holes (491 066); Dowel Drill HW D 5 mm—for through holes (491 064); Cup Hinge Bit HW D 35 mm (491 077); Festool 120 Screw Clamps (489 570); Guide Rail sold separately.

**OF 1010 EQ/  
OF 1400 EQ**

ACCESSORIES		
	<p><b>Hole Drilling Set</b> Includes LR 32 Guide Plate with mandrel (494 340), two side fences consisting of edge stop (485 758) and sliding stop flag (485 759). Packaged in a box. Guide Rail, clamps, and bits sold separately.</p>	\$270.00 583290
	<p><b>Guide Plate</b> Includes centering mandrel (492 187). Guide Rail, clamps, bits, and side fences sold separately.</p>	\$140.00 494340
	<p><b>Edge Guide</b> Set Guide Rails a specific distance from edge. Integrated ruler and adjustable stops. For use with the LR 32 system. Includes stop and sliding stop flag (485 759).</p>	\$78.00 485758
	<p><b>Guide Rail Index</b> Accurately place shelf pin holes and European hardware based on the 32 mm system using the stop to set the distance from the end. Also used to calibrate LR 32 rails to be joined together for taller workpieces. (2 pieces)</p>	\$32.00 496938
	<p><b>Dowel Drill Bit</b> Brad-point style bit for stopped holes for shelf pins and hardware installation.</p>	\$36.00 491066
	<p><b>Dowel Drill bit</b> Spear-point bit for through holes for shelf pins or hardware installation.</p>	\$42.00 491064
	<p><b>Euro-hinge boring bit</b> 35 mm Flat-bottom cutting bit for recessed cup-style hinges.</p>	\$90.00 491077
	<p><b>Euro-hinge boring bit</b> 20 mm Flat-bottom cutting bit for recessed cup-style hinges.</p>	\$69.00 491072
	<p><b>Guide Rail FS</b> LR 32 55" (1,400 mm) Guide Rail indexed with a series of holes for 32 mm spacing. Hole drilling set sold separately. FS 1400/2 LR32.</p>	\$145.00 496939
	<p><b>Guide Rail FS</b> LR 32 95"-13/32" (2,424 mm) Guide Rail indexed with a series of holes for 32 mm spacing. Hole drilling set sold separately. FS 2424/2 LR32.</p>	\$365.00 491622

Routers










OF 1010 EQ Accessories




	<p><b>Guide Stop</b> Adapt routers to Guide Rails for perfectly guided cuts. Slot in base engages rib on Guide Rail.</p>	<p>\$46.00 488752</p>
	<p><b>Fine Adjustment</b> Quick and precise adjustment when using router with Guide Stop (488 752) or edging plate. Allows for 1/256" (1/10 mm) fine adjustment.</p>	<p>\$30.00 488754</p>
	<p><b>Edge Guide</b> Stable guidance for accurate grooves, flutes, dados, rabbets and more. Includes Guide Rods (495 247); does not include Dust Hood (437 307).</p>	<p>\$48.00 489427</p>
	<p><b>Fine Adjuster</b> Quick and precise adjustment when using router with Guide Stop (488 752) or Edging Plate. Allows for 1/256" (1/10 mm) fine adjustment. (Shown attached to Edge Guide (489 427), not included)</p>	<p>\$30.00 483358</p>
	<p><b>Chip Catcher</b> Swiveling Chip Catcher deflects chips and dust in edge-forming operations, further enhancing dust extraction efficiency.</p>	<p>\$25.00 493180</p>
	<p><b>Extension table</b> Extends support area for edge trimming. Small center bore facilitates edge and corner routing. Outrigger handle for additional support.</p>	<p>\$61.00 488756</p>
	<p><b>Hard Fiber Base Runner</b> Customize the solid base piece hole diameter with a plunge bit to meet your needs. Provides support across the entire surface of the router base. Ideal for working with smaller diameter bits especially for greater support on outside corners. Does not have the center bore.</p>	<p>\$30.00 489229</p>
	<p><b>Trammel Unit</b> Rout circles and decorative curves up to 29-7/8" (760 mm) in diameter.</p>	<p>\$30.00 483922</p>
	<p><b>Collet</b> 1/4" collet with nut 8 mm collet with nut</p>	<p>\$38.00 488761 \$38.00 488755</p>
	<p><b>Template</b> 10.8 mm OD / 9 mm ID 13.8 mm OD / 11 mm ID 17 mm OD / 15 mm ID 24 mm OD / 21 mm ID 27 mm OD / 25 mm ID 30 mm OD / 27 mm ID 40 mm OD / 37 mm ID</p>	<p>\$17.75 486029 \$17.75 484176 \$17.75 486030 \$17.75 486031 \$17.75 486032 \$17.75 486033 \$17.75 486034</p>



## OF 1400 EQ Accessories

	<b>Guide Stop</b> Adapt routers to Guide Rails for perfectly guided cuts. Slot in base engages rib on Guide Rail. Includes Router Support (438 608). Does not include Guide Rods (463 147).	\$59.00 492601
	<b>Edge Guide</b> Quickly and easily rout grooves, flutes, dados, ploughs and rabbets with guided precision. Includes Dust Hood (489 565). Does not include Guide Rods (463 147).	\$86.00 492636
	<b>Chip Catcher</b> Swiveling Chip Catcher deflects chips and dust in edge-forming operations, further enhancing dust extraction efficiency.	\$27.00 492732
	<b>Base</b> Accessory base for use with small diameter edge-forming bits. Provides stability on outside corners by extending the base to the inside near the bit.	\$55.00 492574
	<b>Table Widener</b> Oversized, heavy-duty baseplate with integrated rotating chip catcher. Increased hole diameter size for larger edge-forming bits. Increased base width for greater support. Aids starting and finishing cuts with extended base surface.	\$90.00 493233
	<b>Collet</b> 1/4" collet with nut	\$48.00 494463
	3/8" collet with nut	\$48.00 494464
	8 mm collet with nut	\$48.00 494460
	1/2" collet with nut	\$48.00 494465
	<b>Template</b> 24 mm OD / 21 mm ID	\$17.75 492183
	27 mm OD / 25 mm ID	\$17.75 492184
	30 mm OD / 27 mm ID	\$17.75 492185
	40 mm OD / 37 mm ID	\$17.75 492186

## Accessories for OF 1010EQ/OF 1400 EQ/OF 2200 EB

	<b>SYSTAINER T-LOC</b> Store, organize, and transport up to 40 router bits. Holds 1/4," 8 mm, and 1/2" bits. (Router bits not included)	\$99.00 497695
	<b>Routing Aid</b> Plexiglas Template for mortise, groove, or slot an edge. Integrated ruler and adjustable fences accommodate material from 13/32" (10 mm) to 2-9/32" (50 mm).	\$365.00 495246
	<b>Centering Mandrel</b> Center guide bushings and the LR 32 plate to the collet for accurate routing results. Works with 1/4" and 8 mm collets.	\$36.00 492187





OF 2200 EB Accessories

	<p><b>Accessory Kit</b> Includes SYS 2 TL (497 564), Parallel Edge Guide (494 680), Guide Rail Base Kit (Base and Stop—494 681), Guide Rods (495 247), Table Widener Base (494 682), Small Bore Base (494 677), Template Guide Base (494 675), Imperial Template Guide Bushings (1/2," 3/4," 1," 1-3/8") (495 339, 495 340, 495 341, 495 342).</p>	<p>\$420.00 497656</p>
	<p><b>Accessory Kit</b> Includes same as above but with Metric Template Guide Bushing (17, 24, 27, 40 mm) (494 622, 494 623, 494 624, 494 626).</p>	<p>\$420.00 497655</p>
	<p><b>Guide Stop</b> Includes Guide Stop and accessory offset baseplate for use with OF 2200 and FS Guide Rails. Guide Rods (495 247) not included.</p>	<p>\$140.00 494681</p>
	<p><b>Edge Guide</b> Create grooves, flutes, dados, ploughs and rabbets by accurately guiding the router. Does not include Dust Hood (489 565) or Guide Rods (495 247).</p>	<p>\$100.00 494680</p>
	<p><b>Rod</b> Attach Edge Guides or Guide Stops to routers. (2 pieces)</p>	<p>\$30.00 495247</p>
	<p><b>Base</b> Uniform base support surface with dust extraction channels for use with template guide bushings.</p>	<p>\$65.00 494675</p>
	<p><b>Base</b> Accessory base for use with small diameter edge-forming bits. Provides stability on outside corners by extending the base to the inside near the bit.</p>	<p>\$65.00 494677</p>
	<p><b>Table Widener</b> Oversized, heavy-duty baseplate with integrated rotating chip catcher. Increased hole diameter size for larger edge-forming bits. Increased base width for greater support. Aids starting and finishing cuts with extended base surface.</p>	<p>\$100.00 494682</p>
	<p><b>Collet</b> 3/8" collet with nut</p>	<p>\$48.00 494464</p>
	<p>8 mm collet with nut</p>	<p>\$48.00 494460</p>
	<p>1/2" collet with nut</p>	<p>\$48.00 494465</p>
	<p><b>Template</b> 17 mm OD / 15 mm ID</p>	<p>\$21.00 494622</p>
	<p>30 mm OD / 27 mm ID</p>	<p>\$21.00 494625</p>
	<p><b>Template</b> 1/2" OD / 13/32" ID</p>	<p>\$21.00 495339</p>
	<p>3/4" OD / 21/32" ID</p>	<p>\$21.00 495340</p>
	<p>1" OD / 29/32" ID</p>	<p>\$21.00 495341</p>
	<p>1-3/8" OD / 1-1/4" ID</p>	<p>\$21.00 495342</p>



 system. unmatched.

## VAC SYS

Flush trim a board much easier and faster with the VAC SYS. Experience the feeling of a secure hold down and peace of mind with the VAC SYS System.

See more on page 20.





**MFK 700 EQ** | \$560.00  
574368

With its modular design and tool-less base changes, the MFK 700 transforms from a vertical to a horizontal position in a few simple steps. Easily trim laminate and edge band, or rout grooves for inlays, thanks to lightweight maneuverability. Packed with features, this router delivers additional value by allowing the use of bearing-less bits when used with the attachable base feeler bearing.

**MFK 700 EQ/B**  
**Edge Router** | \$460.00  
574456

The perfect edge demands the perfect finishing touch and the MFK 700 EQ/B helps deliver those results through precision depth control and smooth running operation. Equipped with a ball bearing brake base and variable speed control that help to prevent melting and burning of sensitive materials like PVC and exotic woods.





## Features + Capabilities



### Modular

One motor, multiple bases, and tool-less change. Vertical and horizontal bases are wide for greater stability.



### Micro-adjustability

1/256" (1/10 mm) fine adjustment for precision trimming applications.



### Dust extraction

Above and below-base dust extraction for nearly dust-free edge forming or other standard routing operations.



### Bearing brake

Avoid burning an edge by preventing the bearing on the router bit from spinning. (MFK 700 EQ/B only.)

## More Details

### MMC electronics

MMC electronics improve cut performance and extend the life of the tool, delivering features such as soft start, constant speed under load, and thermal and overload protection.

### 13' Plug-It power cord

Cord design enables rapid interchangeability with most other Festool tools, reducing downtime between tool changeovers.

### Auxiliary handle

Increased controllability with two grip positions for two-handed operation.

### Multiple collet sizes


1/4" and 8 mm collets available, allowing the use of a large variety of bits for broader routing applications.

### Edge guidance

Parallel edge guide accessory for guided fluting and grooved cuts. (Parallel Edge Guide 495 182 sold separately.)

### Phenolic base

Ultra-smooth base prevents damage to the surface of your material.

 system. unmatched.

## CONTURO Edge Bander

Achieve a perfect edge starting with the application of the edge banding. The CONTURO easily edges curves, convex and concave shapes, bevels, and internal corners, as well as straight edges.

See more on page 100.








	MFK 700 EQ Set	MFK 700 EQ/B
	\$560.00 574368	\$460.00 574456
<b>Standard package includes</b>		
Collets	1/4" and 8 mm	•
Dust Extraction Hood	•	
Plug-It Power Cord	•	•
Vertical Base <sup>1</sup>	•	
1.5° Horizontal Base	•	
Feeler Bearing Set	•	
SYSTAINER	SYS 2 TL	SYS 2 TL
<b>Specifications</b>		
Power consumption	720 watt	720 watt
Idle engine speed	10,000 - 26,000 RPM	10,000 - 26,000 RPM
Collet dia.	1/4" - 5/16" (6 - 8 mm)	1/4" - 5/16" (6 - 8 mm)
Routing depth fine adjustment range	1/2" (14 mm)	1/2" (14 mm)
Max. cutter diameter	1-1/4" (32 mm)	1-1/4" (32 mm)
Dust extraction connection dia.	1-1/16" (27 mm)	1-1/16" (27 mm)
Weight	4.19 lbs (1.9 kg)	4.19 lbs (1.9 kg)

Metric dimensions binding.

<sup>1</sup> Due to the nature of the horizontal base design, there is a limit to the bit size for use in this configuration. Do not use a bit with a cutting length greater than 5/8" (16 mm) and a shank length of 1-13/16" (46 mm). For greatest range of adjustment, a 3/4" (19 mm) bit diameter is recommended. Use Festool bit (491 666) for trimming of edge banding with the horizontal base. See page 85 for a listing of compatible bits for use with the MFK 700 EQ.











## MFK Accessories

Whether trimming laminate or doing fine detail work, the MFK 700 is an excellent choice. Broaden the scope of possibilities with multiple base options or perform guided cuts with the optional parallel edge guide.

		MFK 700 EQ	MFK 700 EQ/B
	<b>Edge Guide</b> Create grooves, flutes, dados, ploughs and rabbets in parallel to an edge with 1/256" (1/10 mm) fine-adjustment ability. Included dust extraction hood accepts standard 27 mm hose. (Includes guide rods, as pictured)	\$65.00 495182	\$65.00 495182
	<b>Router Table</b> 0° degree Horizontal base unit allows for the usage of bearing-less bits, and designed for straight routing. Features 1/256" (1/10 mm) adjustment.	\$145.00 491427	\$145.00 491427
	<b>Router Table</b> 1.5° degree Horizontal base unit allows for the usage of bearing-less bits, while providing a no-file edge. Includes base, bearing set, and dust hood.	\$145.00 495165	\$145.00 495165
	<b>Collet</b>		
	1/4" collet with nut	\$38.00 488761	\$38.00 488761
	8 mm collet with nut	\$38.00 488755	\$38.00 488755

For a complete list of accessories, including bits and cutters, visit festoolusa.com

## MFK Router Bits

	Description	Shank Diameter	Cutter Diameter (D)	Working Length (NL/B)	Total Length of Bit (L)	Radius (R)	Chamfering Angle in ° (F)	
<b>Straight Edge Trimming Bits</b>								
	1 HW Replaceable Knife Two Flute Edge Trimming Cutter	8 mm	19 mm (3/4")	12 mm (15/32")	52 mm (2-1/16")			\$130.00 499806
	2 Replacement Knife 12 x 12 x 1.5 mm, 4 pieces							\$55.00 491391
	3 HW Two Flute Edge Trimming Cutter	8 mm	19 mm (3/4")	16 mm (5/8")	46 mm (1-13/16")			\$55.00 491666
<b>Chamfer Bits</b>								
	4 HW Replaceable Knife Chamfer Bit with Bearing	8 mm	27 mm (1-1/16")	8 mm (5/16")	55 mm (2-5/32")		45°	\$130.00 499807
	5 Replacement Knife 12 x 12 x 1.5 mm, 4 pieces							\$55.00 491391
	6 Chamfer/Edge Trimming Bit with Bearing	8 mm	24 mm (15/16")	11 mm (7/16")	54 mm (2-1/8")		45°	\$67.00 491026
	7 HW Chamfer Cutter	8 mm	25 mm (31/32")	11 mm (7/16")	50 mm (1-31/32")		30°	\$53.00 499800
	8	8 mm	26 mm (1-31/32")	7 mm (9/32")	48 mm (1-7/8")		45°	\$53.00 499799
<b>Radius Bits</b>								
	9 HW Replaceable Knife Radius Router Bit	8 mm	28 mm (1-3/32")	3 mm (1/8")	55 mm (2-5/32")	1 mm (1/32")		\$150.00 499811
	10 Replacement Knife, Radius: 1 mm, 2 pieces							\$105.00 500372
	11 HW Replaceable Knife Radius Router Bit	8 mm	28 mm (1-3/32")	3 mm (1/8")	55 mm (2-5/32")	1.5 mm (1/16")		\$150.00 499810
	12 Replacement Knife, Radius: 1.5 mm, 2 pieces							\$105.00 500371
	13 HW Replaceable Knife Radius Router Bit	8 mm	28 mm (1-3/32")	3 mm (1/8")	55 mm (2-5/32")	2 mm (3/32")		\$150.00 499809
	14 Replacement Knife, Radius: 2 mm, 2 pieces							\$105.00 500370
	15 HW Replaceable Knife Radius Router Bit	8 mm	28 mm (1-3/32")	3 mm (1/8")	55 mm (2-5/32")	3 mm (1/8")		\$150.00 499808
	16 Replacement Knife, Radius: 3 mm, 2 pieces							\$105.00 500369
<b>Planing Bits</b>								
	17 Plane Router Bit for Beveled Edging	8 mm	28 mm (1-3/32")	7 mm (9/32")	40 mm (1-9/16")		15°	\$105.00 500368

Due to the nature of the horizontal base design, there is a limit to the bit size for use in this configuration. Do not use a bit with a cutting length greater than 5/8" (16 mm) and a shank length of 1-13/16" (46 mm). For greatest range of adjustment, a 3/4" (19 mm) bit diameter is recommended. Metric dimensions binding. Fractional measurements provided to nearest 32nd of an inch for reference only.





**production. unmatched.**

Designed to work with the Festool OF 1400 and OF 1010 routers, our CMS System offers a smooth-as-glass sliding table, exacting miter gauge, plus featherboard and hold-down options. It all comes together for uncompromised accuracy and control in the workshop or on the jobsite.









**CMS-GE Router Table Set** | \$1,720.00  
203158  
**CMS-GE Router Table** | \$1,280.00  
203159

With the compact portability and footprint of a benchtop router table, you can carry workshop-level precision anywhere you need to go.



**CMS-VL Router Table Set** | \$1,490.00  
203156  
**CMS-VL Router Table** | \$1,135.00  
203157

Ideal for onsite work or at the shop, the CMS-VL attaches seamlessly in seconds to the MFT/3 Multifunction Table, combining for a large, stable work surface with integrated routing functionality.

MFT/3 Table sold separately.



## Features + Capabilities



### Better control = better results

Tall fences, integrated featherboards, micro-adjustability, and excellent stock support combine for unparalleled performance, delivering shop precision to the jobsite.



### Easy-access height adjustment

Integrated, no-fuss, above or below the table height adjustment is a standard feature for easier height control and precision routing every time.



### Two axis featherboard

Designed to provide stock pressure both horizontally and vertically for easier and more consistent routing results. Quickly pivots out of the way for large stock processing.



### Simplified pattern routing

Bearing-bit-assisted pattern routing is greatly simplified with an integrated starting pin—and nearly dust-free thanks to a heavy-duty extraction hood with chip catcher.

## More Details

### Near-total dust extraction


Above- and below-table dust extraction captures dust and chips for better visibility, cleaner air and less mess, keeping your shop or your customer's house clean.

### Incredibly portable

Only the Festool CMS Router Table System delivers this level of performance and precision wherever you work.

### MFT mounting

Optimize shop space and increase efficiency by attaching the CMS-VL to an existing MFT/3 Multifunction Table (see page 24 for more on MFT/3).

 system. unmatched.

## CT 48 E Dust Extractor

With tool-triggered activation, the CT 48 E extracts dust automatically when you start your planer. Plus, it offers the largest capacity in our lineup.

See more on page 9.



Router Tables



	CMS-GE Set	CMS-GE Table	CMS-VL Set	CMS-VL Table
	\$1,720.00 203158	\$1,280.00 203159	\$1,490.00 203156	\$1,135.00 203157
<b>Standard package includes</b>				
CMS-GE Base Unit	•	•		
CMS-VL MFT Base Unit			•	•
CMS OF Router Insert	•	•	•	•
CMS Router Table Fence	•	•	•	•
CMS Dust Hood w/ Starting Pin	•	•	•	•
CMS Miter Gauge	•		•	
CMS Sliding Table	•		•	
CMS Table Extension	•			
CMS Dust Extraction Hose Set	•		•	
Table Insert Ring Set	•	•	•	•
<b>Specifications</b>				
Table Height, Legs Unfolded	35-7/16" (900 mm)	35-7/16" (900 mm)	35-7/16" (900 mm)	35-7/16" (900 mm)
Table Height, Legs Folded	12-7/16" (316 mm)	12-7/16" (316 mm)		
Table Dimensions (L x W)	23-1/32" x 15-15/16" (585 x 400 mm)	23-1/32" x 15-15/16" (585 x 400 mm)	30-1/2" x 18-29/32" (775 x 480 mm)	30-1/2" x 18-29/32" (775 x 480 mm)
Max. Cutter Dia. OF 1010	2" (51 mm)	2" (51 mm)	2" (51 mm)	2" (51 mm)
Max. Cutter Dia. OF 1400	2-11/32" (60 mm)	2-11/32" (60 mm)	2-11/32" (60 mm)	2-11/32" (60 mm)
Dust Extraction Fence Connector Diameter	36 mm	36 mm	36 mm	36 mm
Dust Extraction Router Connector Diameter	27 mm	27 mm	27 mm	27 mm





Metric dimensions binding.



	CMS-GE/CMS-VL
<p><b>OF 1010 EQ Router</b></p> <p>The go-to router for most light routing applications, the OF 1010 features one-handed maneuverability, incredible dust extraction, and precision depth control for the most intricate routing tasks. An excellent choice for lighter-duty tasks on the CMS Router Table.</p>	<p>\$470.00 574691</p>
<p><b>OF 1400 EQ Router</b></p> <p>Precise to 1/256," the award-winning OF 1400 offers the best combination of power, precision, depth of cut, and dust extraction on the market. Paired with the CMS Router Table, the OF 1400 is ready for your most critical and demanding routing tasks.</p>	<p>\$600.00 574692</p>

## CMS Accessories


Maximize routing surface area and material support with Table Extension, Sliding Table and CMS Miter Gauge accessory options, improving control for precision-milled results. Achieve nearly dust-free routing thanks to above and below the table dust control. Or, complement the CMS with Festool OF 1010 and OF 1400 Routers.

		CMS-GE	CMS-VL
ACCESSORIES			
	<p><b>Angle Stop</b> For use with the CMS Sliding Table, the Miter Gauge delivers total control for repetitive applications, especially for end-grain routing.</p>	\$195.00 488451	\$195.00 488451
	<p><b>Sliding Table</b> Enhances the surface area of the CMS with a smooth-as-glass forward/backward motion, eliminating play so you get precision milled results.</p>	\$372.00 492100	\$372.00 492100
	<p><b>Extension table</b> Fits securely to the CMS-GE versions for use as an outfeed extension, increasing material support and enhancing safety when milling longer workpieces.</p>	\$276.00 492092	
	<p><b>Dust Extraction Hose Set</b> Attached to a CT Dust Extractor,<sup>1</sup> the split hose configuration captures virtually all the dust and debris above and below the table, so you spend less time on needless cleanup.</p>	\$120.00 488292	\$120.00 488292

<sup>1</sup> Fits CT Dust Extractor models CT 26, CT 36, and CT 48. Does not fit CT MINI, CT MIDI or CT SYS.







 portability. unmatched.



With the handheld CONTURO Edge Bander, you can apply edge banding in the shop or on the jobsite with unprecedented ease and efficiency. You can go at radii, rectangular shapes, or custom pieces with equal simplicity. Complemented by the complete Festool Edge Banding System, including an MFK Trim Router, CONTURO MFT/3 Table, Edge Banding Trimmer and more, you'll get fully finished results that are meticulous down to the last detail.





**CONTURO KA 65** | \$3,020.00  
574609

Edging straight surfaces, curves, radii, convex and concave shapes as well as internal corners is easy with the CONTURO. Even mitered edges can be cut to an outstanding quality with the stationary unit. Suitable for machining all types of wood, plastic or melamine edging with a height of 18–65 mm and thickness of 0.5–3.0 mm. The CONTURO is extremely mobile and delivers a perfect edge quality.



**CONTURO Edge  
Bander Set** | \$3,410.00  
574616

Edge Bander plus Edge Trimming Set  
KB-KA 65 SYS in a SYSTAINER SYS 4  
T-LOC.



## Features + Capabilities



### Perfect ergonomics

The horizontally mounted application system guarantees ideal weight distribution, while CONTURO is guided securely along the top of the workpiece.



### Versatile and accurate

Successfully band a wide range of sizes and types with a precise glue application, whether freehand or mounted in a table.



### Complete system

Create a perfect edge with a system approach, from banding to trimming without the footprint and hassles of other methods and machines.



### Mobile and flexible


Process large pieces, straight runs, convex and concave edges, as well as outside and inside corners with one machine.

 system. unmatched.

## MFK 700 EQ/B

The MFK 700 EQ/B Trim Router is specifically designed to trim edge banding flush, even on mitered edges, while protecting sensitive materials from burning and melting.

See more on page 90.



## More Details

### Integrated system

Engineered to provide a complete edge banding solution, the Festool Edge Banding System provides everything you need from precise glue application to finished product.

### Go where the work is

On a jobsite or in the shop—with a table insert for stationary applications, or easily moving from project-to-project—the Festool Edge Banding System offers flexibility and mobility like no other edge bander.

### Finishing

Carbide scrapers, abrasives, and polishing components complete the process with maximum abrasion, leaving a high-gloss finish in a single step.

## Edge Bander



	<b>CONTURO Edge Bander Set</b>	<b>CONTURO KA 65</b>
	\$3,410.00 574616	\$3,020.00 574609
<b>Standard package includes</b>		
Support Handle	•	•
Natural EVA Adhesive (4x)	•	•
Edge Banding Reel	•	
Additional Roller	•	
Edge Banding Trimmer	•	
Scraper	•	
StickFix® Base Kit w/Felt Pads (3x)	•	
Polishing Felt (5x)	•	
80 x 133 P320 Brilliant 2 Abrasive Sheets (20x)	•	
Hand-Sanding Block 3-5/32" x 5-15/64" (80 x 133 mm)	•	
StickFix Sanding Cloth S 800 (5x)	•	
SYSTAINER	SYS 4 TL (2x)	SYS 4 TL
<b>Specifications</b>		
Power consumption	1,200 watt	1,200 watt
Edge height	3/4" - 2-9/16" (18 - 65 mm)	3/4" - 2-9/16" (18 - 65 mm)
Max. edge thickness	1/64" - 1/8" (0,5 - 3,0 mm)	1/64" - 1/8" (0,5 - 3,0 mm)
Inner radius	> 2" (50 mm)	> 2" (50 mm)
Melting temperature	212 - 410 °F (100 - 210°C)	212 - 410 °F (100 - 210°C)
Feed speed	6.5/13.1 ft/min (2/4 m/min)	6.5/13.1 ft/min (2/4 m/min)
Heating time	8 min	8 min
Safety class	I	I
Weight	17.41 lbs (7.9 kg)	17.4 lbs (7.9 kg)

Metric dimensions binding.



















Quickly and easily mount the Conturo to this stationary table for improved surface area. Set (707 126 and 500 175) includes Table, Table Insert, Adapter Plate, Guide Plates (15x), and Cross Members. Perfect for small pieces that would otherwise be difficult to work on with the handheld CONTURO alone.

### MFT/3 CONTURO

\$805.00  
500869

## CONTURO Accessories

ACCESSORIES		
	<p><b>Edge Bander Trimming Set</b> Edge Banding Reel, Additional Roller, Edge Banding Trimmer, Scraper, StickFix® Base Kit with Felt Pads (3x), Polishing Felt (5x), Abrasive Sheets StickFix Brilliant 2 80 x 133 P320 (20x), Hand-Sanding Block 80 x 133 mm, StickFix Sanding Cloth S 800 (5x), in a SYSTAINER SYS 4 T-LOC.</p>	\$515.00 500177
	<p><b>Natural EVA Edge Banding Adhesive</b> Natural color adhesive (48 pieces).</p>	\$140.00 499812
	<p><b>White EVA Edge Banding Adhesive</b> White color adhesive (48 pieces).</p>	\$140.00 499813
	<p><b>Black EVA Edge Banding Adhesive</b> Black color adhesive (48 pieces).</p>	\$140.00 200060
	<p><b>Brown EVA Edge Banding Adhesive</b> Brown color adhesive (48 pieces).</p>	\$140.00 200059
	<p><b>Adapter Plate</b> Mount the CONTURO into the Table Insert (500 366) for stationary edge banding applications.</p>	\$460.00 500175
	<p><b>Perforated plate</b> Provides a work surface when coupled with Adapter Plate (500 175) for stationary edge banding applications.</p>	\$190.00 500366
	<p><b>Guide Plate</b> Guide Plates for KA 65 Table Insert (500 366). Provides low-friction surface area for stationary edge banding applications. (15 pieces)</p>	\$27.00 500367
	<p><b>Edge Banding Trimmer</b> Cuts edge banding for flawless seams up to 65 mm high and 2 mm thick. Cuts right and left sides as well as circular edging applications.</p>	\$210.00 499896
	<p><b>Edge Bander Magazine</b> Holds additional edge banding for longer runs up to 8 m long, 45 mm high and 2 mm thick.</p>	\$95.00 499479
	<p><b>Edge Bander StickFix Base</b> Includes a StickFix base, 4 screws, and 3 felt pads for scratch-free performance on delicate surfaces.</p>	\$44.00 499892
	<p><b>Replacement Felt</b> Replacement felt for KA 65 StickFix base kit. (10 pieces)</p>	\$40.00 499893
	<p><b>Auxiliary Roller</b> Offers additional pressure point for applying edge banding on tight curves and shaped parts.</p>	\$84.00 499480
	<p><b>Scraper</b> Radius scraper for edge banding with 1 mm, 1.5 mm, and 2 mm radius settings. 1-3/4" x 1-3/4" x 1/16" (45 x 45 x 1.2 mm).</p>	\$74.00 499749
	<p><b>Sanding Block</b> Ergonomic hand-sanding block utilizes rectangular (80 x 130 mm) abrasives and polishing felt for finishing edges.</p>	\$29.00 495967
	<p><b>Polishing felt</b> Polishing felt 80 x 133 mm. For polishing high-gloss edging. (5 pieces)</p>	\$21.00 499894







 **joinery. unmatched.**

Join the DOMINO® revolution. Make perfectly aligned, long-lasting, secure joints for furniture, doors, and casework. The DOMINO stands alone as the unmatched solution for repeatable mortise and tenon joinery. Remove the guesswork and maximize the accuracy, speed, and ease of your joinery. A range of tenon sizes, wood types, and accessories are part of the full DOMINO system.



**DOMINO® DF 500 Q** | \$960.00  
574332

Never again will joining be a slow, difficult process. The Domino joining system makes flawless mortises every single time, thanks to a revolutionary cutting method, simple indexing features and adjustable mortise sizing.



**DOMINO® DF 700 EQ** | \$1,400.00  
574422

Build solid and durable mortise and tenon joints in a fraction of the time it takes with traditional methods or stationary equipment. The DOMINO XL lets you bring the tool to the work, greatly reducing setup time while simply and effectively producing full-sized mortise and tenon joints.






## Features + Capabilities



### Patented routing principle

The spiral cutter rotates and oscillates to create perfect mortises, ensuring strong joints for years to come.



### Hole width adjustment

Adjusting the width of the mortise allows for easier alignment when joining panels.



### Positioning

With an adjustable fence angle, retractable stops and adjustable cutter height with step gauge, the Domino joiner enables mortise placement and spacing. (Optional Cross Stop shown for illustrative purposes.)



### Immensely portable

Domino machines let you take the tool to the work and perform mortise-and-tenon joinery in a fraction of the time of stationary machinery.



### Repeatable depth control

Minimize milling time and mistakes with the integrated depth-stop with repeat settings. Provides quick and easy, set-and-forget depth control on repeated operations. (DF 700 shown for clarity.)



### Pivoting fence

Fence helps to create angled mortises from 0–90° with positive stops at 0°, 22.5°, 45°, 67.5°, and 90°.

## More Details

### Lateral adjustment

Adjust mortise width with a flip of a lever to accommodate pinned or flexible joints for fast and easy alignment.

### Stepped height stop

Quickly and easily accommodate a range of material thicknesses with seven different presets, and infinite adjustability in between.

### Easy cutter changes

Effortlessly and quickly change out tooling faster than traditional machines and methods for greater efficiency.

### Multiple indexing stops

Indexing pin system offers quick mortise offsets without measuring, saving time. Quick, spring-loaded pin setting and release system. (DF 700 only.)



## Assorted Tenon SYSTEMAINER

The DF Assortment SYSTEMAINERS feature an assortment of tenons and cutters so you have everything you need right at hand.

See more on pages 112.

Joiners







	Domino DF 500 Q Set	Domino DF 500 Q	Domino DF 700 EQ Set	Domino DF 700 EQ
	\$1,040.00 574432	\$960.00 574332	\$1,500.00 574447	\$1,400.00 574422
<b>Standard package includes</b>				
Domino Cutter (1 piece)	5 mm included	5 mm included	12 mm included	12 mm included
Support Bracket	•	•	•	•
Wrench	•	•	•	•
Trim Stop	•		•	
Cross Stop	•		•	
plug it-Power Cord	•	•	•	•
SYSTAINER	SYS 2 TL	SYS 2 TL	SYS 5 TL	SYS 5 TL
<b>Specifications</b>				
Power consumption	420 watt	420 watt	720 watt	720 watt
Idle engine speed	24,300 RPM	25,500 RPM	21,000 RPM	21,000 RPM
Max. routing depth	1/16" (28 mm)	1-1/16" (28 mm)	2-3/4" (70 mm)	2-3/4" (70 mm)
DOMINO slot cutter dia.	3/16" (4 mm)/1/8" (5 mm)/1/4" (6 mm)/5/16" (8 mm)/3/8" (10 mm)	3/16" (4 mm)/1/8" (5 mm)/1/4" (6 mm)/5/16" (8 mm)/3/8" (10 mm)	5/16" (8 mm)/3/8" (10 mm)/1/2" (12 mm)/9/16" (14 mm)	5/16" (8 mm)/3/8" (10 mm)/1/2" (12 mm)/9/16" (14 mm)
Routing height adjustment	1/8" (5 mm) - 1-3/16" (30 mm)	1/8" (5 mm) - 1-3/16" (30 mm)	3/8" (10 mm) - 1-15/16" (50 mm)	3/8" (10 mm) - 1-15/16" (50 mm)
Mitre routing	0 - 90 °	0 - 90 °	0 - 90 °	0 - 90 °
Weight	7.05 lbs (3.2 kg)	7.05 lbs (3.2 kg)	11.46 lbs (5.2 kg)	11.46 lbs (5.2 kg)

Metric dimensions binding.



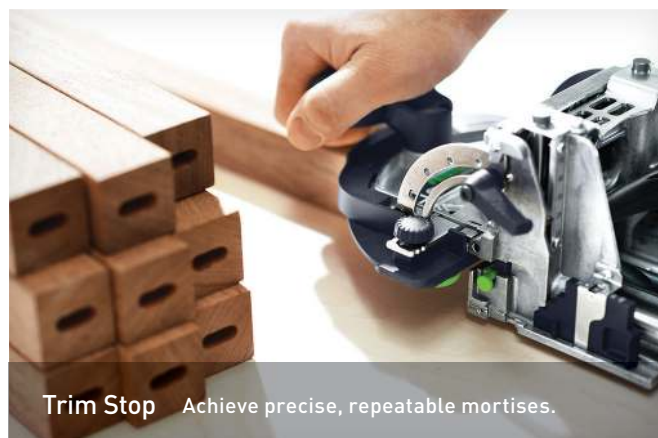



## Joiner Accessories

Extend the range of the Domino® joining system with attachments that deliver precise repeatability, consistent spacing, secure and accurate centering, and more. Since applications range from small to large, a full assortment of tenon types and sizes are also available, with color-coded cutters to match.

		DF 500 Q	DF 700 EQ
ACCESSORIES			
	<p><b>Cross Stop</b> For repeat hole spacing between 3-7/8" and 8-1/16" (100 mm and 205 mm). The Cross Stop enables precise and repeatable mortise placement across the surface or edge of a workpiece. Increase efficiency by eliminating the need for witness or scribe marks. Adjustable-spaced pins register against the starting edge of the material or in the previous mortise for accurate and consistent spacing of mortises.</p>	\$78.00 <small>498590</small>	\$78.00 <small>498590</small>
	<p><b>Trim Stop</b> For narrow material between 7/8" and 2-3/4" (22 mm and 70 mm) in width. The Domino Trim Stop enables precise and repeatable mortise placement in ends of narrow workpieces, such as rails or spindels. Sides adjust independently for centered or off-center mortising.</p>	\$78.00 <small>493487</small>	\$78.00 <small>493487</small>
	<p><b>Hand rail fence</b> For centering on round stock between 1-3/8" and 2-3/8" (35 mm and 60 mm) in diameter. The Domino Handrail Fence securely joins round workpieces, such as handrails. Attaches quickly and easily to the Domino Joiner without the need for tools.</p>	\$78.00 <small>494847</small>	\$78.00 <small>494847</small>
	<p><b>Support Bracket</b> Easily balance the fence of the Domino Joiner on narrow stock or when used in vertical plunging for increased accuracy in placement of mortises. Integrated flip stops provide reference points at 20mm from the edge.</p>	\$36.00 <small>495666</small>	

Metric dimensions binding.







## DF 700 EQ DOMINO XL Tenon Assortments

An indispensable complement to the DOMINO XL, the new Assortment SYSTAINER is available in both 8/10 mm and 12/14 mm configurations, so you take just what you need to the job at hand.



ASSORTMENT SYSTAINERS		
<b>Assortment SYSTAINER 8/10 mm</b>		
Includes:	Qty.	
Beech 8 x 22 x 50 mm;	48	
Beech 8 x 22 x 80 mm;	38	
Beech 8 x 22 x 100 mm;	36	
Beech 10 x 24 x 50 mm;	82	
Beech 10 x 24 x 80 mm;	52	
Beech 10 x 24 x 100 mm;	52	
Cutter 8 mm;	1	
Cutter 10 mm; SYS 2 SYSTAINER	1	
		<b>\$330.00</b> 498204
<b>Assortment SYSTAINER 12/14 mm</b>		
Includes:	Qty.	
Beech 12 x 26 x 100 mm;	48	
Beech 12 x 26 x 140 mm;	38	
Beech 14 x 28 x 100 mm;	36	
Beech 14 x 28 x 140 mm;	82	
Cutter 14 mm;	52	
SYS 2 SYSTAINER	1	
		<b>\$300.00</b> 498205



Description	Qty.	Price
<b>DF 700 EQ CUTTERS</b>		
Cutter 8 mm	1	<b>\$61.00</b> 497868
Cutter 10 mm	1	<b>\$63.00</b> 497869
Cutter 12 mm	1	<b>\$65.00</b> 497870
Cutter 14 mm	1	<b>\$67.00</b> 497871



## DF 700 EQ Domino XL Tenons

Description	Qty.	Price
<b>8 MM</b>		
Beech 8 x 22 x 40 mm	130	<b>\$25.00</b> 494940
Beech 8 x 22 x 40 mm	780	<b>\$99.00</b> 493298
Beech 8 x 22 x 50 mm	100	<b>\$25.00</b> 494941
Beech 8 x 22 x 50 mm	600	<b>\$99.00</b> 493299
Beech 8 x 22 x 80 mm	190	<b>\$61.00</b> 498212
Beech 8 x 22 x 100 mm	150	<b>\$61.00</b> 498213
Beech Stock 8 x 750 mm	36	<b>\$78.00</b> 498686
Sipo Stock 8 x 750 mm	36	<b>\$115.00</b> 498690
<b>10 MM</b>		
Beech 10 x 24 x 50 mm	85	<b>\$25.00</b> 494942
Beech 10 x 24 x 50 mm	510	<b>\$99.00</b> 493300
Beech 10 x 24 x 80 mm	150	<b>\$61.00</b> 498214
Beech 10 x 24 x 100 mm	120	<b>\$61.00</b> 498215
Beech Stock 10 x 750 mm	28	<b>\$78.00</b> 498687
Sipo Stock 10 x 750 mm	28	<b>\$115.00</b> 498691
<b>12 MM</b>		
Beech 12 x 26 x 100 mm	100	<b>\$61.00</b> 498216
Beech 12 x 26 x 140 mm	90	<b>\$61.00</b> 498217
Beech Stock 12 x 750 mm	22	<b>\$78.00</b> 498688
Sipo Stock 12 x 750 mm	22	<b>\$115.00</b> 498692
<b>14 MM</b>		
Beech 14 x 28 x 100 mm	80	<b>\$61.00</b> 498218
Beech 14 x 28 x 140 mm	70	<b>\$61.00</b> 498219
Beech Stock 14 x 750 mm	18	<b>\$78.00</b> 498689
Sipo Stock 14 x 750 mm	18	<b>\$115.00</b> 498693

# DOMINO Connectors



# joinery. unmatched.™

DOMINO CONNECTORS - Wood joining, simple, quick, stable and detachable.

Break through the limits of shop-built pieces and on-site construction with the use of knock-down hardware. Create, build, and finish full-sized constructed pieces, then quickly disassemble, move, and then reassemble with only a hex wrench.

DOMINO fasteners work with the DOMINO XL (DF 700) Joiner to create flat or corner joints. Corner and flat connectors provide simple and quick connections without the need for templates or complex measuring. Colored cover caps provide high-quality corner connection appearance. Available as a set and individual components. Requires 14mm cutter.





## Features + Capabilities



### Fast

Quick and simple machining processes with the Domino Joiner provide the basis for rapid assembly of flat and corner joints utilizing Domino fasteners for knock-down design. Allowing for rapid building, moving, and reassembling of large pieces.



### Stable

Based on the DOMINO mortise-and-tenon principle, joints made with the DOMINO joiner benefit from the design of the oblong mortise and mating tenon and the knockdown metal fastener is robust with high connection strength.



### Flexible

Connect frames, panels, tops, and other large joints and pieces and easily disconnect and reconstruct as needed.

### DOMINO Connectors and Accessories



#### DOMINO connector range

SV-SYS D14  
32 Anchor Bolts SV-AB D14, 16 Connector Double Bolts SV-DB D14, 128 Half-Shells for the Anchor Bolts and Connector Double Bolts, 32 Expansion Anchors SV-SA D14, 64 transverse anchors SV-QA D14 including studs, hex wrench 4 mm for tightening screws, 64 Half-Shells SV-V D14 for widening 32 cross anchors, 32 cover caps each in silver, dark brown and light brown (SV-AK D14 slr, SV-AK D14 brn1 and SV-AK D14 brn2), 32 DOMINO Tenons D14x75 beech.

\$270.00  
201353



#### Split anchor

SV-SA D14/32  
32 Expansion Anchors for permanent placement.

\$37.00  
201349



#### Anchor bolt

SV-AB D14/32  
32 Anchor Bolts for corner connections, including 64 Half-Shells

\$53.00  
201350



#### Cross anchor

SV-QA D14/32  
32 Cross Anchors including screws for locking Anchors or Double Bolts

\$37.00  
201351



#### Double-headed bolt

SV-DB D14/16  
16 double-headed bolts for flat connections, including 64 Half-Shells. The double-headed bolts can be clipped using 2 Half-Shells or (as shown) with 4 Half-Shells – depending on the required alignment

\$37.00  
201352



#### Cover cap

SV-AK D14 slr/32  
Cosmetic plastic cover cap for exposed mortise holes.

\$10.50  
201354



#### Cover cap

SV-AK D14 brn1/32  
Cosmetic plastic cover cap for exposed mortise holes.

\$6.25  
201355



#### Cover cap

SV-AK D14 brn2/32  
Cosmetic plastic cover cap for exposed mortise holes.

\$6.25  
201356



#### Beech DOMINO Tenons

D 14x75/104 BU  
104 DOMINO tenons, D14x75, exactly matched to the dimensions of the corner and flat connectors. Serves to provide alignment – in addition to the connectors.

\$47.00  
201499



#### Extension table

SV-V D14/32  
64 Half-Shells for widening 32 Cross Anchors. For widening and pressure distribution when using Cross Anchors (201351) in materials such as particleboard and MDF.

\$15.75  
201498



#### Domino Cutter

D 14-NL 70 HW-DF 700  
14 mm cutter for use with DOMINO fastener system features durable carbide-tipped design for quick and precise mortises.

\$67.00  
497871



 quality. unmatched.





Festool's HL 850 E planer features a single-knife head that cuts with a shearing action. What you get is cleaner glue- or finish-ready cuts, quieter operation and reduced vibration (meaning lower user fatigue). No matter if you're looking to go at your most frequent planing tasks with speed, or bring some architectural refinement to your work, the answer lies with Festool.





**HL 850 E Planer** | \$680.00  
574690

Using an electric planer right up to the edge or on rabbets can leave you with a lip that has to be removed by hand. That is, unless you have the Festool HL 850 Planer. The HL 850 lets you cut flush to an adjacent surface because it planes across the entire width of the rabbet, and the side-mounted cutterhead sits flush with the planer housing. Get the results you're looking for faster—and with less rework.

## Features + Capabilities



### Unlimited rabbeting depth

Side-mounted cutterhead allows you to work right up to the edge.



### Interchangeable heads

Add dimension to your work with a quick-change cutterhead system designed to produce distressed or hand-hewn effects.



### Side-mounted cutterhead

Spiral cutterhead with straight carbide knife for super-smooth, chatter-free cuts and seamless knife changes.



### Thumb-lock depth control

Makes depth setting a streamlined one-hand operation so you can easily adjust your depth settings to match the resistance of the material.

## More Details

### Near total chip extraction

Efficient chip extraction with left or right side mounting. For best performance, use with Festool CT 26, CT 36 or CT 48 Dust Extractors and the D 36 hose.

### Rotary handle depth adjustment

The front handle doubles as a depth control knob with a cut depth up to 1/8" (3.5 mm).

### MMC electronics

Equipped with soft-start for no-jolt starts, and constant speed under load, for consistent cutting speed and smooth results.

 system. unmatched.

## CT 48 E Dust Extractor

With tool-triggered activation, the CT 48 E extracts dust automatically when you start your planer. Plus, it offers the largest capacity in our lineup.

See more on page 9.



Planer


















	<b>HL 850 E</b>
	\$680.00 574690
<b>Standard package includes</b>	
Parallel Stop	•
Standard Planer Head	•
Solid Carbide Standard Blade	•
Rabbet Depth Guide	•
SYSTAINER	SYS 3 TL
<b>Specifications</b>	
Power consumption	850 watt
Planer shaft speed	11,000 RPM
Planing width	3-1/4" (82 mm)
Planing depth	0" (0) - 1/8" (3.5 mm)
Rabbeting Depth	Unlimited
Dust extraction connection dia.	1-1/2" (36 mm)
Weight	8.6 lbs (3.9 kg)

Metric dimensions binding.





## Planer Accessories

		HL 850 E
<b>PLANER HEADS &amp; BLADES</b>		
	<b>Planer Head</b> Standard planer head with solid carbide spiral blade HM 82 SD.	\$170.00 484520
	<b>Planer Head</b> Rustic fine planer head with HSS spiral blade HS 82 RF.	\$200.00 484521
	<b>Planer Head</b> Rustic coarse planer head with HSS spiral blade HS 82 RG.	\$200.00 484522
	<b>Planer Head</b> Rustic undulating planer head with HSS spiral blade HS 82 RW.	\$200.00 485331
	<b>Spiral Blade</b> For standard, smooth head.	\$44.00 484515
	<b>Spiral Blade</b> For rustic, fine head.	\$44.00 484518
	<b>Spiral Blade</b> For rustic, coarse head.	\$44.00 484519
	<b>Spiral Blade</b> For rustic, undulating.	\$44.00 485332
<b>ACCESSORIES</b>		
	<b>Angle Stop</b> Large fence for secure and precise planing at angles of 0°–45°. Stop area 13-3/4" x 3" (350 x 75 mm).	\$125.00 485018
	<b>Parallel Side Fence</b> For side guidance, adjustable from 0 to 3-15/64" (0–82 mm).	\$30.00 484513
	<b>Rabbit Depth Stop</b> For rabbit depths of 0 to 1-3/16" (0–30 mm).	\$21.00 484512
	<b>Suction Adapter</b> (not shown) Removable dust port adapter for chip collecting bag and connects to CT hose. Suction hose D 36 mm recommended (not included).	\$20.00 484507
	<b>Screw Clamps</b> For securing bench unit to the Festool MFT or workbench. Clamping width 4-1/4" (120 mm). (2 pieces)	\$46.00 489570
	<b>Antistatic Hose</b> With rotating connector and reducing sleeve. 36 mm hose is recommended for maximum dust extraction efficiency.	\$175.00 452882
	<b>SYSTEMAINER T-LOC</b> For storing, protecting, and transporting accessory planing heads and replacement blades with removable cubes to conform to different shapes.	\$99.00 497696





## endurance. unmatched.

Festool cordless drills and drivers do more than make holes and sink screws. Our FastFix chuck system and Centrotec bits combine to bring right-angle, offset, and depth-stop capabilities to one tool. Our high-RPM motors deliver speed, and our ergonomically well-balanced designs keep you working comfortably all day long.





## AIRSTREAM Batteries

**Cooling down while recharging – new cordless battery technology.**

Batteries for the toughest demands. Reduce downtime waiting for battery charging with the AIRSTREAM charging system with rapid battery cooling and charging. The new AIRSTREAM charging system – a combination of the AIRSTREAM SCA 8 rapid charger and the AIRSTREAM battery pack – reduces the cooling time of the battery and thus the entire charging process by up to 60 percent. This means that battery packs are ready to use again more quickly and you can continue working without interruptions. For professionals, this means unnecessary and expensive downtimes. The new AIRSTREAM Li-ion batteries fit all our current 18 V products.

### Features + Capabilities



#### Faster

Faster re-charge for less down time. AIRSTREAM batteries with the new SCA 8 charger re-charge 60% faster than previous charging technology (TCL 3 charger). And batteries equipped with AIRSTREAM design cool down 3X faster than non-equipped versions so the charging process can begin sooner getting you back to work faster.



#### Easier

Onboard electronics of the SCA 8 charger feature a countdown timer so you know when the batteries are ready to go to help plan your time better. LED battery level indicators on the batteries let you know remaining capacity with a quick push a button.



#### Smarter

Internal dedicated cooling duct helps to quickly evacuate hot air in exchange for cool air providing a faster cool-down time for less waiting and also faster charging without risk of cell damage.



**DWC 18-4500 Basic**

\$300.00  
201675

Magazine attachment, depth Stop, magnetic bit holder, 2x bit PH2, long PH 2 bit, belt clip  
SYSTAINER SYS 2 T-LOC

**DWC 18-4500 Set**

\$570.00  
574888

Magazine attachment, depth Stop, magnetic bit holder, 2x bit PH2, long PH 2 bit, belt clip, 5.2 Ah Li Battery (2x), SCA 8 Charger  
SYSTAINER SYS 2 T-LOC

**DWC 18-4500 18V Drywall Gun**

Hanging drywall is serious work and requires a serious drywall gun. Introducing the most refined and capable drywall gun yet – the DWC 18. Equipped with magazine attachment for using commonly available collated screws, on-demand push and drive system (no need to hold the trigger), electronic cut-off, precision depth control, user-serviceable magazine, and EC TEC brushless motor, the DWC is built to make hard work less hard on you. Quiet, efficient, and accurate, for faster installs with less fatigue.

**Features + Capabilities**



**Accuracy**

Sink screws consistently and precisely (to 1/256") with mechanical and electronic depth control with automatic cut-off to prevent overdriven fasteners saving material as well as time in re-work to achieve quality results.



**Efficiency**

With motor speed of 4,500 RPM, coupled with the auto-feed magazine using collated screws, makes fast work of hanging sheets while the impulse-drive functionality provides exceptional battery life.



**Durability**

EC TEC brushless motor technology, robust internal parts, and serviceable magazine, the DWC 18 is built for heavy-duty fastening work.





## T 18+3 18V Drill

Imagine a multifunction drill that does the thinking. It beeps when the desired torque setting is reached, tells you when it's time to charge the battery and more. You'll never again lose a favorite clutch setting thanks to the independent switch for drilling and driving modes.

### T 18 Basic

\$320.00  
574764

Centrotec Chuck, Centrotec Bit Holder, FastFix Keyless Chuck, T-Loc Systainer SYS 2 TL

### T 18 Set

\$660.00  
574761

Centrotec Chuck, Centrotec Bit Holder, FastFix Keyless Chuck, Eccentric Chuck, Right-Angle Chuck, 5.2 Ah Li Battery (2x), SCA 8 Charger, T-Loc Systainer sys 2 TL



## C 18 18V Drill

The revolutionary EC-TEC brushless motor, combined with all new 5.2 Ah battery packs, delivers ample power to tackle a million screws with minimal wear. The incomparable FastFix system is supported by keyless, eccentric, depth-stop, right-angle and Centrotec system chucks

### C 18 Basic

\$320.00  
574736

Centrotec Chuck, Centrotec Bit Holder, FastFix Keyless Chuck, T-Loc Systainer SYS 2 TL

### C 18 Set

\$660.00  
574735

Centrotec Chuck, Centrotec Bit Holder, FastFix Keyless Chuck, Eccentric Chuck, Right-Angle Chuck, 5.2 Ah Li Battery (2x), SCA 8 Charger, T-Loc Systainer sys 2 TL



## Features + Capabilities



### FastFix interchangeable chucks

FastFix tool-less chuck exchange system dramatically expands the range of the T-Drills, taking the place of five different tools.



### Brushless motor technology

Brushless motors deliver longer run times, more screws per charge and a significantly longer service life. Also equipped with thermal protection and low battery indicator.



### Durability

With German build quality and a virtually indestructible motor, you'll be hard-pressed to break this machine.



### Fuel gauge

With the integrated fuel gauge, there's no more guessing how much charge remains as you move on to your next task.

## More Details

### LED

Bright LED lamp increases visibility of the bit and the workpiece for more precise results, even in low-light conditions.

### Fully electronic clutch

Internal sensors immediately and completely disengage the drill motor once the desired torque setting has been achieved, preventing overdriving and stripping.

### Centrotec

Accelerate common drilling and driving tasks with this quick-change system that delivers a no-slip design for maximum power transfer.

## AIRSTREAM Chargers & Batteries



Quick Charger  
AIRSTREAM SCA 8

\$84.00  
200313



Quick Charger  
AIRSTREAM TCL 6

\$68.00  
201138



BP 18 Li  
6.2 AS

\$100.00  
201775




BP 18 Li  
5.2 AS

\$84.00  
201066



BP 18 Li  
3.1 C

\$74.00  
201790

 system. unmatched.

## Cordless CARVEX Family

Festool has perfected cordless power and freedom not just in drill form, but in jigsaws as well. Our CARVEX 420 cordless jigsaws offer a barrel-grip or D-handle option, as well as basic versions of each sold without a battery. No matter which you choose, the precision, technology and versatility of a CARVEX Jigsaw is unmatched.

See more on page 64.



## PDC 18/4 Li 18 V Drill

With the PDC 18, Festool set out to create the ultimate drilling machine. A four-speed gearbox provides loads of torque for hogging out material with large diameter drill bits, then quickly switches over to deliver 3,800 RPMs to blast through concrete with its hammer drill functionality.

### PDC Basic

\$350.00  
574700

Centrotec Chuck, Centrotec Bit Holder, FastFix Keyless Chuck, Side Handle, T-Loc Systainer SYS 2

### PDC Set

\$660.00  
574708

Centrotec Chuck, Centrotec Bit Holder, FastFix Keyless Chuck, Side Handle, Right-Angle Chuck, 5.2 Ah Li Battery (2x), SCA 8 Charger, T-Loc Systainer SYS 2



## Features + Capabilities



### Tremendous range

Driven by a four-speed gearbox, you can drop it down low to hog out material, switch to high-speed hammer function to plow through concrete, or just go mid-range for all your common drilling applications.



### The most versatile drill ever

Supported by its own set of FastFix interchangeable chucks and the complete Centrotec bit change system, it's easy to see how this might be the only drill you could possibly need.



### You won't beat this drill

Our unbeatable, industry-leading EC-TEC brushless motor—coupled with proven lithium-ion battery technology—provides long run times as well as jobsite-tough durability. This drill will stand up to anything you can possibly throw at it... or throw it at.



### Powerful compact batteries

An available compact 2.6 Ah 18 V battery provides a lighter alternative to the standard 5.2 Ah battery, making the drill lighter and overhead applications easier for less fatigue.

## More Details

### Tough Batteries

Festool batteries are made to last and are designed to perform and they are backed up by a three-year warranty. All this and the most competitive prices on the market for professional power tools.

### Four Speed

Driven by a four-speed gearbox, you can drop it down low to hog out material, switch to high-speed hammer function to plow through concrete, or just go mid-range for all your common drilling applications.

## AIRSTREAM Chargers & Batteries



Quick Charger  
AIRSTREAM SCA 8

\$84.00  
200313



Quick Charger  
TCL 6

\$68.00  
201138



BP 18 Li  
6.2 AS

\$100.00  
201775




BP 18 Li  
5.2 AS

\$84.00  
201066



BP 18 Li  
3.1 C

\$74.00  
201790

 system. unmatched.

## The SORTAINER SYS 4

The new SORTAINER SYS 4 boasts three large drawers with dividers in an all-new, lighter format than traditional SORTAINERS. Optional Storage Boxes can be used for even greater organization for greater onsite efficiency.

See more on page 36.





## BHC 18 Rotary Hammer 18V

The new BHC 18 Rotary Hammer has the best power-to-weight ratio in its class. Combined with a compact and ergonomic C-handle design, the BHC's light weight and low vibration makes for efficient and comfortable one-handed use, whether for extended periods or even overhead applications. And since a tool like this is going to be pushed to its limits day after day, we're backing it up with Festool's exclusive Service All-Inclusive.®

### BHC 18 Basic

\$420.00  
574724

Depth Stop, Side Handle, T-Loc  
Systainer SYS 2

### BHC 18 Set

\$670.00  
574887

Depth Stop, Side Handle, 5.2 Ah Li  
Battery (2x), SCA 8 Charger,  
T-Loc Systainer SYS 2



## Features + Capabilities



### Built for the toughest demands

We've designed the BHC to withstand the toughest abuse you can dish out, with a powerful motor that's built to last. You'll reach your limit before this drill does.



### Compact, yet packs a punch

The compact C-handle design delivers a streamlined pressure point, resulting in greater control and more comfortable handling, while maintaining power and capability, even for hard-to-reach applications.



### True system compatibility

Building on our existing 18V platform with 5.2 Ah battery packs, the BHC is further supported by a complete range of SDS bits, Centrotec accessories, plus an accessory drill dust nozzle that offers a cleaner workspace.



### Expanding the family

The BHC 18 joins an expanding range of cordless tools. If you already own 18V Festool batteries, those batteries will work flawlessly on the BHC.


## AIRSTREAM Chargers & Batteries



<b>Quick Charger AIR-STREAM SCA 8</b>	<b>Quick Charger TCL 6</b>
\$84.00 200313	\$68.00 201138



<b>BP 18 Li 6.2 AS</b>	<b>BP 18 Li 5.2 AS</b>	<b>BP 18 Li 3.1 C</b>
\$100.00 201775	\$84.00 201066	\$74.00 201790

 system. unmatched.

## Six Drawer SORTAINER

The BHC will have bits that you will not want to combine with your other drill bits. Here is the solution. The Six Drawer SORTAINER. It has plenty of room for those masonry bits.

See more on page 39.





## TXS & CXS Drill

These Compact cordless drills are the latest, and by far the smallest, extension of Festool's Li-Ion drill platform. As you would expect, these drills feature exceptional ergonomics, with a battery design that removes the bulk from the handle, ensuring maximum comfort over extended use.

### TXS Plus

\$250.00  
564513

MXC Charger, 10.8 V Battery Lithium Ion 2.6 Ah (2x), 3/8" Keyless Chuck, Centrotec Chuck, BH 60 Centrotec Bit Holder, PH 2 Bit, SYSTAINER SYS 1 T-LOC



### TXS Set

\$300.00  
564514

MXC Charger, 10.8 V Battery Lithium Ion 2.6 Ah (2x), FastFix Right Angle Chuck, 3/8" Keyless Chuck, Centrotec Chuck, BH 60 Centrotec Bit Holder, PH 2 Bit, SYSTAINER SYS 1 T-LOC

### CXS Plus

\$250.00  
564534

MXC Charger, 10.8 V Battery Lithium Ion 2.6 Ah (2x), 3/8" Keyless Chuck, Centrotec Chuck, BH 60 Centrotec Bit Holder, PH 2 Bit, SYSTAINER SYS 1 T-LOC



### CXS Set

\$300.00  
564535

MXC Charger, 10.8 V Battery Lithium Ion 2.6 Ah (2x), FastFix Right Angle Chuck, 3/8" Keyless Chuck, Centrotec Chuck, BH 60 Centrotec Bit Holder, PH 2 Bit, SYSTAINER SYS 1 T-LOC



TXS & CXS Batteries	MXC Charger
\$47.00 500243	\$58.00 497497
10.8 V [12 V max] 2.6 Ah Lithium Ion Battery	Charges 10.8 V Lithium Ion Batteries for CXS



## Features + Capabilities



### FastFix interchangeable chucks

3 tools in 1, the CXS can be deployed with a Keyless Chuck, Centrotec Chuck, and right-angle attachment.



### Compact and lightweight

Weighing in just under 2 pounds, these drills will not leave you feeling fatigued even after all day use.



### LED

Bright LED lamp increases visibility of the bit and the workpiece for more precise results, even in low-light conditions.



### Smart

Equipped with built-in fuel gauge, LED, magnetic bit storage, reversible belt clip, high & low speeds, multiple-position clutch, these drills stand alone drill or compliment heavier 18-volt drills.


## More Details

### Independent drill and drive mode

Switch easily from drilling to fastening without changing the torque setting, with a slip of the lever into independent drill and torque settings.

### Driver functionality

Centrotec system for quick bit-changes, or remove the chuck entirely to take advantage of the integrated 1/4" bit holder. A 12-position clutch delivers precise control, to prevent overdriving and stripping.

 system. unmatched.

## The SYS-Storage Box

Whether it's a drill that helps you get into tight spaces, or a container that keeps your work efficiently organized, we're always looking to bring you more. The easy-access design of our new SYS-Storage Box allows you to keep what you need within easy reach, so you'll spend less time searching for frequently used tools and accessories.

See more on pages 30-39.



Drills/Drivers



DWK	
Specifications	
Battery voltage	18 V
Idle engine speed	0 - 4 500 RPM
Max. machinable screw length (magazine attachment)	2" (55 mm)
Tool holder	1/4"
Li-ion battery capacity	5.2 Ah
Weight with depth stop	4.19 lbs (1.9 kg)
Weight with magazine attachment	5.07 lbs (2.3 kg)

















	TXS & CXS	T18	C18
Specifications			
Battery voltage	10.8 V	18 V	18 V
Li-ion battery capacity	2.6 Ah	5.2 Ah	5.2 Ah
Gears	2	2	2
Idling speed, 1st gear/2nd gear	0 - 430/0 - 1,300 RPM	0 - 450/0 - 1,500 RPM	0 - 450/0 - 1,500 RPM
Chuck range	1/32" - 3/8" (1 - 10 mm)	1/16" (1.5 mm) - 1/2" (13 mm)	1/16" (1.5 mm) - 1/2" (13 mm)
Drilling diameter, wood/steel	15/32" (12 mm)/5/16" (8 mm)	1-3/4" (45)/1/2" (13 mm)	1-3/4" (40 mm)/1/2" (13 mm)
Torque setting 1st gear	2.7 in-lb (0.3 Nm) - 30.1 in-lb (3.4 Nm)	7.1 in-lb (0.8 Nm) - 70.8 in-lb (8 Nm)	7.1 in-lb (0.8 Nm) - 70.8 in-lb (8 Nm)
Torque adjustment 1st/2nd gear	-	4.4 in-lb (0.5 Nm) - 53.1 in-lb (6 Nm)	4.4 in-lb (0.5) - 53.1 in-lb (6 Nm)
Max. torque, wood/steel	88.5 in-lb (10 Nm)/141.6 in-lb (16 Nm)	309.8 in-lb (35 Nm)/442.5 in-lb (50 Nm)	239.0 in-lb (27 Nm)/398.3 in-lb (45 Nm)
Weight with Li-ion	1.98 lbs (0.9 kg)	3.97 lbs (1.8 kg)	3.97 lbs (1.8 kg)

Metric dimensions binding.



	PDC 18/4	BHC 18
Specifications		
Battery voltage	18 V	18 V
Li-ion battery capacity	5.2 Ah	5.2 Ah
Max. number of strokes	76,000 RPM	4,895 RPM
Max. torque, wood/steel	354.0 in-lb (40 Nm)/531.0 in-lb(60 Nm)	88.5 in-lb (10 Nm)/221,3 in-lb (25 Nm)
Drilling diameter (wood/steel)	2" (50 mm)/1/16" (13 mm)	-
Drilling diameter in brickwork	3/8" (10 mm)	-
Drilling dia. (concrete)	-	11/16" (18 mm)
Chuck range	1/16" (1.5 mm) - 1/2 " (13 mm)	-
Weight with Li-ion	4.41 lbs (2 kg)	5.73 lbs (2.6 kg)












Metric dimensions binding.

















		PDC 18/4	BHC 18
<b>ACCESSORIES</b>			
	<p><b>Angle Attachment</b> Included with PDC Set, the Right Angle attachment connects directly to the output shaft of the PDC drill for right angle drilling and driving.</p>	\$135.00 769097	
	<p><b>Depth Stop Cheuck</b> Drive screws to a consistent depth using Socket Wrench or any 1/4" hex drive tip. Equipped with replaceable Guard Rings to provide protection for softer surfaces. FastFix interchange makes it compatible with PDC, C18, and T18 Drills. PH2 bit included.</p>	\$110.00 769126	
	<p><b>Socket</b> For use with Depth Stop Attachment 769126. Equipped with 1/4" hex shank and 8 mm socket end for use with self-drilling screws.</p>	\$16.75 768113	
	<p><b>Socket</b> For use with Depth Stop Attachment 769126. Equipped with 1/4" hex shank and 3/8" socket end for use with self-drilling screws.</p>	\$16.75 768165	
	<p><b>Guard Ring</b> Rubber ring to help to protect soft surfaces when driving fasteners with the Depth Stop Attachment 769126. Internal diameter of 17 mm (21/32"). Replaceable.</p>	\$4.25 768125	
	<p><b>Guard Ring</b> Rubber ring to help to protect soft surfaces when driving fasteners with the Depth Stop Attachment 769126. Internal diameter of 23 mm (29/32"). Replaceable.</p>	\$4.25 768127	
	<p><b>Adapter</b> FastFix Adapter for use with PDC, C, and T drills. Equipped with 3/8" socket post.</p>	\$69.00 769064	
	<p><b>Keyless Chuck</b> Standard replacement chuck for the PDC Drill. Compatible with C and T Drills. Up to 1/2" capacity. Ratcheting sleeve for increased retention.</p>	\$78.00 769067	
	<p><b>Keyless Chuck</b> Metal-sleeved chuck compatible with PDC, C and T Drills. Up to 1/2" capacity. Ratcheting sleeve for increased retention.</p>	\$69.00 769065	
	<p><b>Rubber Bumper</b> Attaches quickly and easily to any 18 volt batteries that are supplied with belt hooks. Provides an additional layer of protection especially for rough site usage.</p>	\$8.50 769240	\$8.50 769240
	<p><b>Drilling dust nozzle</b> Suction-assisted dust destruction nozzle is designed with dual suction ports. When paired with a Dust Extractor, the Drill Dust Nozzle is attached to the surface through suction while providing efficient extraction to capture dust particles as they are created for a cleaner worksite and cleaner air.</p>	\$23.00 500483	\$23.00 500483
	<p><b>Auxiliary handle</b> For use with the BHC and PDC Hammerdrills, the Side Handle provides ergonomic grip for greater control and comfort.</p>	\$13.75 768615	\$13.75 768615
	<p><b>Adapter</b> Allows SDS drive hammerdrills to adapt to Centrotec Chuck and accessories.</p>		\$22.00 769068
	<p><b>Centrotec Chuck</b> Lightweight, compact quick-release chuck provides two points of contact for bits and accessories. Using Centrotec accessories, precision-milled sleeve acts like bushing, prevents wobble.</p>	\$40.00 492135	\$40.00 492135










## Drill Accessories

No drill system comes close to the versatility of the Festool design. In seconds, FastFix chucks seamlessly change a Keyless Chuck drill into a right-angle drill, then into an offset driver and into a depth-stop driver. And, with the Centrotec Chuck system, switching between bit holders and drill bits is fast and easy.

		TXS & CXS	T 18 + C 18
<b>INTERCHANGEABLE CHUCKS</b>			
	<p><b>Keyless Chuck</b> Standard replacement chuck for the PDC Drill. Compatible with C and T Drills. Up to 1/2" capacity. Ratcheting sleeve for increased retention.</p>	\$78.00 769067	\$78.00 769067
	<p><b>Keyless Chuck</b> Keyless Chuck for CXS drill with FastFix interface. 1/32" (1 mm)–3/8" (10 mm).</p>	\$74.00 499949	\$74.00 499949
	<p><b>FastFix Depth Stop Chuck</b> Depth-stop for consistent, precise depth setting regardless of material. Integral clutch maintains depth independent of torque setting. Quick-out ring backs out screws without affecting depth setting.</p>		\$140.00 493539
	<p><b>FastFix Eccentric Chuck</b> Offset, Eccentric Chuck places bit flush to the side, allows drilling/driving right into corners. Chuck rotates 360° with 16 presets. Quick-release collar will not mar adjoining surfaces.</p>		\$130.00 490294
	<p><b>FastFix Angle Chuck</b> Right-Angle Chuck for close quarters. 1/4" Hex drive with wire detent, also accepts Centrotec or Keyless Chuck. Chuck rotates 360° with 16 presets.</p>		\$130.00 490293
	<p><b>Angle Attachment</b> Right-Angle Chuck for close quarters. 1/4" Hex drive with magnet accepts 1/4" driver tips. Also accepts Centrotec and FastFix Keyless Chuck.</p>	\$105.00 497951	
	<p><b>Centrotec Chuck</b> Lightweight, compact quick-release chuck provides two points of contact for bits and accessories. Using Centrotec accessories, precision-milled sleeve acts like bushing, prevents wobble.</p>	\$40.00 492135	\$40.00 492135
<b>CENTROTEC ACCESSORIES</b>			
	<p><b>Hand Driver</b> Expand the versatility of the entire Centrotec range of drill bits and drivers with this solution for all hand-driving tasks.</p>	\$24.00 200140	\$24.00 200140
	<p><b>Centrotec Adapter</b> Convert any non-Festool drill for use with the Centrotec System using this adapter which fits into a standard Keyless Chuck. Provides a simple way to make any drill compatible with the Centrotec system. Centrotec Chuck (492 135) sold separately.</p>	\$24.00 496450	\$24.00 496450
	<p><b>Adapter</b> Adapt any Centrotec-equipped drill for use with 1/4" sockets. Ball lock for positive connection and socket retention.</p>	\$24.00 495131	\$24.00 495131
	<p><b>Adapter</b> Adapt any Centrotec-equipped drill for use with 3/8" sockets. Ball lock for positive connection and socket retention.</p>	\$26.00 495133	\$26.00 495133

CENTROTEC ACCESSORIES		
	<b>Countersink</b> Precision-ground. Also compatible with FastFix Keyless Chuck.	
	Countersink, D2-8 mm	\$48.00 492520
	Countersink, D5-15 mm	\$48.00 492521
	<b>Drill bit</b> Precision-ground. Also compatible with FastFix Keyless Chuck.	
	5 mm Bit	\$67.00 492522
	Replacement Bit	\$25.00 491794
	<b>Drill countersink</b> Precision-ground. Also compatible with FastFix Keyless Chuck.	
	3.5 mm Bit	\$78.00 492523
	Replacement Bit (5 pieces)	\$25.00 494445
	4.5 mm Bit	\$78.00 492524
	Replacement Bit (5 pieces)	\$25.00 494446
	<b>Self-centering bit</b> Center Bit 5 mm	\$90.00 492525
	Replacement Bit (1 piece)	\$23.00 493572
	<b>Hook Driver</b> Drive screw hooks with your cordless drill. Also compatible with FastFix Keyless Chuck.	\$20.00 492526
	<b>Bit Holder</b> Magnetic bit holder with quick release collar. 2-9/16" length. Allows standard bits to be used with Centrotec Chuck. Also compatible with FastFix Keyless Chuck.	\$29.00 492648
	<b>Bit Holder</b> Magnetic bit holder, 2-3/8" length. Allows standard bits to be used with Centrotec Chuck. Heavy-wall construction for use with TI 15 Impact Driver. Also compatible with all other Festool Cordless Drills and FastFix Keyless Chuck.	\$26.00 498974
	<b>Bit Holder</b> Magnetic bit holder, 6" length. Allows standard bits to be used with Centrotec Chuck. Also compatible with FastFix Keyless Chuck.	\$25.00 492540
DWC 18 - 4500 ACCESSORIES		
	<b>PH bit PH 2-AF-55 3x DWC 18</b> Elongated Phillips driver bit for use with magazine attachment. Compatible with a majority of collated screws for drywall.	\$16.75 769124
	<b>Bit Holder BH-DWC</b> Bit holder equipped with 1/4" drive compatibility. For use with the depth stop cone.	\$11.50 769125
	<b>Drywall Screws C FT 3.9x25 1000x</b> Fine thread screws for fastening in metal studs and substructures. Collated strips. Available in 25 mm (1") and 35 mm (1-3/8") lengths. 1,000 per box.	\$34.00 769142
	<b>Drywall Screws C FT 3.9x35 1000x</b>	\$34.00 769143
	<b>Drywall Screws C CT 3.9x35 1000x</b> Coarse thread screws for fastening in wood studs and substructures. Collated strips. Available in 35 mm (1-3/8") and 45 mm (1-3/4") lengths. 1,000 per box.	\$34.00 769144
	<b>Drywall Screws C CT 3.9x45 1000x</b>	\$34.00 769145
	<b>Magazine attachment</b> (included in both Basic and Plus) Auto-feed magazine (included with DWC Basic and DWC Plus versions) features tool-free removal, precision depth control, quick-release button for removing collated screw strips, and field strip capability for easy maintenance and long-life.	\$210.00 202543





**DRIVER BITS**

		<b>PH bit</b>	
		Long-shaft Centrotec Phillips bits. Precision-milled shaft for near zero run-out. Also compatible with FastFix Keyless Chuck.	
 	Phillips 1-100 mm1 (2 pieces)	\$24.00 500844	
	Phillips 2-100 mm1 (2 pieces)	\$24.00 500845	
	Phillips 3-100 mm1 (2 pieces)	\$24.00 500846	
		<b>Bit</b>	
		Long-shaft Centrotec Pozidrive bits for Pozidrive fasteners used on European hardware. Precision-milled shaft for near zero run-out. Also compatible with FastFix Keyless Chuck.	
 	Pozidrive 1-100 mm1 (2 pieces)	\$24.00 500841	
	Pozidrive 2-100 mm1 (2 pieces)	\$24.00 500842	
	Pozidrive 3-100 mm1 (2 pieces)	\$24.00 500843	
		<b>Bit</b>	
		Long-shaft Centrotec Torx bits. Precision-milled shaft for near zero run-out. Also compatible with FastFix Keyless Chuck.	
 	Torx 15-100 mm1 (2 pieces)	\$24.00 500847	
	Torx 20-100 mm1 (2 pieces)	\$24.00 500848	
	Torx 25-100 mm1 (2 pieces)	\$24.00 500849	
	Torx 30-100 mm1 (2 pieces)	\$24.00 500850	
		<b>SZ bit</b>	
	Slot Bit 5.5-100 mm (7/32"-3-15/16") (2 pieces)	\$24.00 500851	
	Slot Bit 6.5-100 mm (1/4"-3-15/16") (2 pieces)	\$24.00 500852	

1 Centrotec bits are specially designed for the Centrotec Chuck. They have a longer shaft and when used with the Centrotec Chuck, which acts like a bushing, offer true-running precision. All Centrotec bits can also be used with standard bit holders and chucks.




**DRILL BITS**

	<p><b>Centrotec HSS Drill bit</b> HSS brad-point wood bits. Compatible with Centrotec Chuck and FastFix Keyless Chucks. Precision-ground to metric dimensions. Imperial measurements for reference only.</p>	
	3.0 mm (1/8")	\$14.75 492512
	4.0 mm (5/32")	\$15.75 492513
	5.0 mm (3/16")	\$17.75 492514
	6.0 mm (15/64")	\$20.00 492515
	7.0 mm (9/32")	\$21.00 492516
	8.0 mm (5/16")	\$22.00 492517
	10.0 mm (13/32")	\$23.00 492518
	<p><b>Centrotec HSS spiral Drill bits</b> Consists of 1 bit with shank, 2 replacement bits and wrench. Precision-ground to metric dimensions. Imperial measurements for reference only.</p>	
	3.0 mm (1/8")	\$11.50 493421
	3.5 mm (9/64")	\$12.50 493422
	4.0 mm (5/32")	\$13.75 493423
	4.5 mm (11/64")	\$14.75 493424
	5.0 mm (3/16")	\$15.75 493425
	5.5 mm (7/32")	\$17.75 493426
	6.0 mm (15/64")	\$17.75 493427
	6.5 mm (1/4")	\$21.00 493428
	<p><b>Centrotec HSS spiral Drill bit (replacement packs)</b> Precision-ground to metric dimensions. Imperial measurements for reference only.</p>	
	3.0 mm (1/8") (10 pieces)	\$15.75 493437
	3.5 mm (9/64") (10 pieces)	\$17.75 493438
	4.0 mm (5/32") (10 pieces)	\$20.00 493439
	4.5 mm (11/64") (10 pieces)	\$21.00 493440
	5.0 mm (3/16") (10 pieces)	\$22.00 493441
	5.5 mm (7/32") (10 pieces)	\$23.00 493442
	6.0 mm (15/64") (10 pieces)	\$24.00 493443
6.5 mm (1/4") (10 pieces)	\$25.00 493444	
	<p><b>Bit Set</b> Drill bits made from high-alloy steel with center point and 2 cutters for drilling quick, clean holes. Two chamfers instead of pre-cutting blades for an extended service life. For drilling in all types of wood, glued solid wood, MDF and acrylic glass. Includes five bits: 3 mm, 4 mm, 5 mm, 6 mm and 8 mm in diameter.</p>	\$46.00 495130

Metric dimensions binding.



 **lighting. unmatched.**

Wherever your work takes you it is important to see what you are working on. At Festool we believe in details. We offer several choices of lighting so you can see the details of your work no matter what the sun is doing outside. Seeing is believing.







**NEW**

**STL 450 Inspection light** | \$300.00  
201938

Never miss another flaw or defect with the STL 450 Surface Inspection Light. This purpose-built inspection light illuminates the surface to clearly show flaws and defects so you can perfect your work. With an impact-resistant, non-marring full body protection, there is little risk of surface damage further ensuring great results. With 1,200 lumen and a color temperature of 5,000K, the Surface Inspection Light brings great brightness and color to any surface. Whether sanding a wall or finishing a tabletop, the Surface Inspection Light provides perfect visibility for the best results.



**Surface Inspection Light Set** | \$510.00  
202912

Combined with our tool-free ST DUO Tripod and the new Adapter AD-ST DUO 200, this set gives you everything you need to see your work in detail. The STL 450 reveals surface flaws and defects unlike any other light source. Reduce callbacks and increase customer satisfaction by seeing the surface in a whole new light. Unique form factor allows close and even placement of light without marring delicate surfaces.

	STL 450
<b>Specifications</b>	
Lumen value	1,200 lm
Colour	5,000 kelvin
Housing protection class	IP 55
Cable length	16.4 ft (5m)
Weight	3.31 lb (1.5kg)

## Features + Capabilities



### Maintenance Free

With its all-round edge protection and robust, splash-proof plastic housing, the STL 450 light is ideal for any construction site condition.



### Adjustability

Available Tripod and adapter allow the height and angle of the Surface Inspection Light to be quickly and easily adjusted according to your individual needs.






### Unique Festool Optics

We have developed unique optics for the Surface Inspection Light. The light has such a powerful focus that it enables you to detect any unevenness or flaws immediately.



### STL 450 Accessories

 <p>1</p>	<p><b>Tripod ST DUO 200</b> Project light to the level you need with up to over 6.5' (2.0 m) of stand height with the robust and durable SYSLITE DUO Tripod. Features a tool-free, easy-on mounting fixture and adjustable cord management loop.</p>	<p>\$215.00 200038</p>
 <p>2</p>	<p><b>AD-ST DUO 200 adapter</b> Mounts to ST DUO Tripod stand for adjustable, hands-free operation.</p>	<p>\$100.00 201936</p>
 <p>3</p>	<p><b>AD-ST DUO 200 adapter SET</b> If you already own the Tripod this is the set to get. STL 450 Surface Inspection Light and the Adapter. Mounts to ST DUO Tripod stand for adjustable, hands-free operation.</p>	<p>\$390.00 204046</p>



## SYSLITE® DUO

- SysLite Duo | \$300.00  
769967
- SysLite Duo Set\* | \$460.00  
574657

Jobsite lighting is more than just putting light in a room; it is about truly seeing the surface you are working on in the correct color without hot spots in the center. The SYSLITE DUO is a hard-wired AC lighting solution with 8000 Lumens projecting an evenly diffused light over 180° with a color temperature of 5000 Kelvin. Designed for the jobsite, the SYSLITE DUO is impact and water resistant meeting IP 55 standards for dust and water intrusion. Optional tripod, ST DUO 200, provides a firm and stable base that is designed to withstand years of service in the field. Couple that with the LED service life of 10,000 hours, the SYSLITE DUO will provide unmatched lighting for many years to come.

\*Set includes SYSLITE DUO and ST DUO 200 Tripod.

	ST DUO
<b>Specifications</b>	
Lumen value	8,000 lm
Colour	5,000 kelvin
Light source	80 x 1.4 watt
LED service life (L70)	10,000 h
Colour rendering index, Ra	80
Housing protection class	IP 55
Cable length	16.7 ft (5.1 m)
Weight	7.5 lbs (3.4 kg)



## ST DUO 200 Tripod | \$215.00 574657

Project light to the level you need with up to over 6.5' (2.0 m) of stand height with the robust and durable SYSLITE DUO Tripod. Features a tool-free, easy-on mounting fixture and adjustable cord management loop.

SYSLITE DUO Set shown here



## Features + Capabilities



### Portability

Compact, light, and equipped with top handle for easy transport, the SYSLITE DUO can be used on the floor, nearly any horizontal surface, hung off a nail or screw or project light with the optional adjustable tripod.



### Durability

IP 55 rating against dust and water intrusion coupled with a robust and tough exterior shell and more than ample interior sealing and heat shielding helping to ensure a jobsite-ready and tough light for years to come. All backed by the Festool exclusive Service All-Inclusive warranty.



### Illumination

Even and wide diffusion (180 degrees) with a color temperature of 5,000 Kelvin brings the closest thing to natural light to the jobsite. 8,000 Lumens of dark-shattering light is provided by two 40 LED banks (80 LED total) rated for 10,000 hours (over 5 years of work (250 days @ 8 hours per day)).



### Storage

The SYSLITE DUO fits neatly into the included SYSTAINER 3 to integrate with other Festool products or to be transported alone with maximum protection.

 system. unmatched.

## MFT

Not only do you need to see your work using the SYSLITE DUO, but you also need to work on a solid platform. Our MFT will provide a stable platform for a variety of tasks.

See more on page 24.





**SYSLITE® II LED Work Lamp** | \$198.00  
500723

The SYSLITE's robust build and shock-resistant body is easy to carry and designed to perform when you need it most. Updated with higher-performing LEDs to emit 50% more light with the same power consumption. 20% longer runtimes with a higher capacity internal battery, improved color temperature (5,000 Kelvin), and integrated emergency lighting function. Can be used with external Festool batteries or plugged directly into a power source.

	SysLite II*	SysLite II Set*
	\$198.00 500723	\$250.00 500732
Specifications		
Light source	12 x 1.5 watt	
Lumen value 1st/2nd stage	310/769 lm	
Operating time (internal battery) 1st/2nd stage	90/240 min	
Li-ion battery capacity	2.9 Ah	
Operation with external Festool battery packs	10.8 - 18 V	
Permissible operating temperature range	23 - 131 °F (-5/+ 55 °C)	
Hook opening	1-1/2" (40 mm)	
Thread size stand	1/4 "	
Dimensions (L x W x H)	3" (80 mm) x 4" (100 mm) x 6" (150 mm)	
Weight (without battery pack)	1.540 lbs (0.7 kg)	

\* Each SYSLITE II comes with a Wall Charger, Car Charger and Carrying Bag. The SYSLITE II Set additionally includes a Magnetic SYSLITE Adapter.



**Magnetic SYSLITE® Adapter**

\$82.00  
499814




	SysLite Uni
Specifications	
Battery voltage	10.8/18 V
Light source	3 SMD LEDs
Lumen value	43 lm
Weight (without battery pack)	0.750 lbs (0.34 kg)

**SYSLITE® Uni** | \$61.00  
500639

A perfect partner to the SYSLITE and the Festool cordless system, the SYSLITE Uni delivers quality, durability, and performance in a spotlight platform. Equipped with three LED Lamps, pivoting head, high and low settings, and a battery fuel gauge, the SYSLITE Uni provides reliable lighting for nearly any setting or challenge. Battery not included.

## Features + Capabilities



### Portability

Designed to go where your work takes you whether under a cabinet or into an attic. A multi-angle body casts light where you need it most, while the tripod port and swiveling hook provide even more options to illuminate any task.



### Unbelievably bright

The SYSLITE delivers an even, balanced light source, casting a brilliant and consistent white light, so you can examine the smallest details in close quarters, or take a few steps back to look at the big picture.



### 170° super-wide light dispersion

Cast a broad and even light for the most natural lighting effect to examine a surface for imperfections, or illuminate a tight workspace without a harsh, blinding glare.



### Durability

With a rugged, shatterproof housing, impact resistant lens, and nearly indestructible LEDs, the SYSLITE is built for the toughest demands.

## More Details

### Multiple power options

The SYSLITE Work Lamp features a long-lasting internal battery as its main power source, but can be easily charged or run with the included wall and car chargers, or even on a Festool charger or battery.

### Exceptional runtime

Equipped with twelve high-efficiency, LED bulbs, the SYSLITE Work Lamp will provide even, consistent light for up to four hours on a single charge, longer when paired with a Festool battery—and without interruption when plugged directly into a power source.

### Cool running

Thanks to LED technology, the SYSLITE runs cool and won't heat up the work area or become too hot to handle. The lamps are nearly indestructible, so it is sure to keep working even after a drop.

 system. unmatched.

## T 18+3 18V Drill

Imagine a multifunction drill that does the thinking. It beeps when the desired torque setting is reached, tells you when it's time to charge the battery and more. You'll never again lose a favorite clutch setting thanks to the independent switch for drilling and driving modes.

See more on page 126.








 **system. unmatched.**

		
		
	Lifon 10,8-18V	DIGITAL SOUND PROCESSOR

## Features + Capabilities



### Sound

Big sound from a compact footprint thanks to the 2.5" 10 Watt 8 Ohm Neodymium speaker that can be cranked up all the way without distortion. Intuitive design, oversized buttons, and aux-in capability make it the perfect shop and jobsite companion keeping you connected to your music and your world.



### Functionality

FM reception coupled with Bluetooth (4.1) capability provides flexibility to either tune in your favorite local station or stream your own music from your mobile device. Additionally, the SYSROCK pairs with smartphones for hands free usage anytime of day.



### System

Use either the supplied power cord or use Festool flat pack batteries (10.8 - 18.0 volt). The 1/4" - 20 internal mount is compatible with Festool Magnetic SysLite adapter so you can attach the SYSROCK nearly anywhere.

## SYSROCK | \$120.00 200184

Light, compact, powerful: The SYSROCK construction site radio combines compact dimensions and unbelievable sound. The SYSROCK features a durable sturdy plastic housing, water-tight 2.5 inch neodymium speaker and flexible antenna. All this provides the perfect sound for your day even in extreme work conditions.



Specifications	
Radio reception	FM
FM frequency band (VHF)	87.5 - 108 MHz
Speaker	10 watt
Operation with Festool slide-in battery packs	18 V
Number of stored stations	4
Bluetooth standard	4.1
AUX-IN	3/16" (3.5 mm)
Length	3-3/4" (94 mm)
Height	6" (149 mm)
Width	4" (102 mm)
Weight	1.543 lbs (0.7 kg)

Standard package includes	
AC Adapter	•
Carry Bag	•
Aux-In Cable	•

## Magnetic SYSLITE® Adapter | \$82.00 499814



## AIRSTREAM Chargers & Batteries



Quick Charger AIRSTREAM SCA 8	Quick Charger TCL 6	
\$84.00 200313	\$68.00 201138	
BP 18 Li 6.2 AS	BP 18 Li 5.2 AS	BP 18 Li 3.1 C
\$100.00 201775	\$84.00 201066	\$74.00 201790









## perfection. unmatched.

The multifunctional ROTEX epitomizes the strength of the Festool system. Move from aggressive material removal to fine sanding to polishing with the push of a button. Characteristically, Festool has gone to great lengths to design sanders, accessories, and abrasives that work seamlessly as a system, resulting in nearly dust-free operation, low vibration, longer service life, and, of course, an immaculate surface.

**ROTEX RO 90 FEQ** | \$460.00  
571823

Take versatility to new levels with a compact, four-machines-in-one unit. The RO 90 excels as an aggressive rotary sander, a random orbit finish sander and even as a rotary polisher. With a twist of the dial and tool-less pad changeover, the RO 90 is the only ROTEX that also functions as a detail sander.



**ROTEX RO 125 FEQ** | \$510.00  
571782

This sander gives you everything ROTEX has to offer in a compact, lightweight, and powerful package. The RO 125 puts 500 watts of power, dual-mode sanding and triple-function performance into a comfortable, 4.4 pounds. It's a 5" sander that does it all—coarse and fine sanding, plus polishing.

**ROTEX RO 150 FEQ** | \$620.00  
575074

Never before has such a powerful sander been so refined. The ROTEX RO 150 changes effortlessly from coarse sanding, to fine sanding, to polishing. Changing pads is simple, requiring no extra tools. 720 watts of power means the RO 150 can take on any job.




## Features + Capabilities



### Tough

Made with the highest quality parts and demanding tolerances, ROTEX sanders are powerful by nature and so are all of their parts.



### Dual-mode

Gear-driven, aggressive mode for rapid stock removal or polishing, and random orbital mode for fine sanding.



### Ergonomics

Powerful yet controllable with multiple grip positions to make even the toughest work conditions manageable.



### Power

ROTEX sanders are some of the most powerful handheld sanders to power through the toughest tasks quickly and easily.

## More Details

### Dust extraction

Jetstream design delivers highly effective dust removal, resulting in cleaner air, better finishes and longer pad and abrasive life.

### FastFix pad change

Tool-free pad design allows quick transitions between pads, minimizing downtime.

### MMC electronics

Electronic controls deliver soft-start, stepless variable speed control, constant speed under load, and thermal overload protection.

### Edge protector

Protective bumper guard allows sanding right up to adjacent surfaces without concern for damage. Also prevents jolting when sanding close to walls or edges.

### 13' Plug-It power cord

Interchangeable, long cord design allows quick switches between tools and provides plenty of cord for movement.

 system. unmatched.

## CT 26 E Dust Extractor

It's sized for easy mobility, but the CT 26 E is fully equipped to handle large amounts of debris. When sanding, Festool's industry-leading CT Dust Extractors deliver smoother surfaces while extending the useful life of abrasives, saving cost and waste.

See more on page 9.





ROTEX Sanders



	RO 90 FEQ	RO 125 FEQ	RO 150 FEQ
	\$460.00 571823	\$510.00 571782	\$620.00 575074
<b>Standard package includes</b>			
FastFix soft sander backing pad	•	•	•
Sanding pad	•		
Edge Protector	•	•	•
Plug-It Power Cord	•	•	•
SYSTAINER	SYS 2 TL	SYS 2 TL	SYS 3 TL
<b>Specifications</b>			
Power consumption	400 watt	500 watt	720 watt
ROTEX rotary motion speed	260 - 520 RPM	300 - 600 RPM	320 - 660 RPM
Eccentric motion speed	3,500 - 7,000 RPM	3,000 - 6,000 RPM	3,300 - 6,800 RPM
Sanding stroke	1/8" (3 mm)	9/64" (3.6 mm)	3/16" (5 mm)
FastFix sanding pad dia.	3.5" (90 mm)	5" (125 mm)	6" (150 mm)
Dust extraction connection dia.	1-1/16" (27 mm)	1-1/16" (27 mm)	1-1/16" (27 mm)
Weight	3.31 lbs (1.5 kg)	4.19 lbs (1.9 kg)	5.07 lbs (2.3 kg)















Metric dimensions binding.

	RO 90 FEQ	RO 125 FEQ	RO 150 FEQ
<b>Abrasive Grits</b>			
Rubin 2	40 220	40 220	40 220
Granat	40 1500	Saphir 24 80	Saphir 24 80
Platin 2	500 4000	Granat 40 1500	Granat 40 1500
		Vlies 100 280	Vlies 100 800
		Platin 2 400 4000	Platin 2 400 4000



## ROTEX Accessories

ROTEX sanders are the most versatile sanders you will find. With a tool-less pad change, switch quickly and easily between soft, super-soft and hard pads to match your application. An efficient polishing machine as well, each ROTEX is supported with a full complement of polishing accessories, all of which can be found online at festoolusa.com

		RO 90 FEQ 3.5" (90 mm)	RO 125 FEQ 5" (125 mm)	RO 150 FEQ 6" (150 mm)
ACCESSORIES				
	<b>FastFix Sander Backing Pad</b> High-temp resistant for heavy-duty applications. (1 piece)	\$36.00 <small>496804</small>	\$40.00 <small>492125</small>	\$49.00 <small>496147</small>
	<b>FastFix Sander Backing Pad</b> For medium/fine sanding and finishing sanding. The extra softness allows the abrasive to float for smoother results. (1 piece)		\$40.00 <small>492126</small>	\$49.00 <small>496144</small>
	<b>FastFix Sander Backing Pad</b> Maintain a crisp and flat surface especially on edges. (1 piece)	\$36.00 <small>495623</small>	\$40.00 <small>492127</small>	\$49.00 <small>496149</small>
	<b>Interface Sander Backing Pad</b> For profiles and contours. The extreme softness and give allows the abrasive to float easier on the surface for smoother results. (1 piece)	\$23.00 <small>497481</small>	\$25.00 <small>492271</small>	\$28.00 <small>496647</small>
	<b>Interface Sander Backing Pad</b> Extremely soft foam pads, the interface pads allow the abrasive to float, producing smoother results on delicate profiles and contours. This set comes with two (2) 5 mm-thick pads. Use the interface pads separately or stacked together for additional softness. (2 pieces)			\$26.00 <small>499257</small>
	<b>Sanding pad</b> Triangular pad for detail sanding. (1 piece)	\$36.00 <small>496802</small>		
	<b>Sanding pad</b> For sanding in narrow places such as shutters and louvers. (1 piece)	\$36.00 <small>496803</small>		
	<b>Sanding pad</b> Replaceable wear element of Extended Delta Sanding pad.	\$23.00 <small>497483</small>		
	<b>Sander Backing Pad</b> Hard - Snap stud. (2 pieces)	\$25.00 <small>488716</small>		
	<b>Sander Backing Pad</b> Soft - Snap stud. (2 pieces)	\$25.00 <small>488715</small>		
	<b>Protector Set</b> Composed of small, medium, and large protectors for the RO 90, which offset the sander from an abutting surface such as sanding window frames. (3 pieces)	\$38.00 <small>497936</small>		
	<b>Protector</b> Prevents pad contact with adjacent surface for up-close sanding and longer pad life.	\$20.00 <small>496801</small>	\$21.00 <small>493912</small>	\$23.00 <small>493913</small>
	<b>Handle</b> Mounts on front of sander for applications like polishing.			\$23.00 <small>495188</small>
	<b>SYSTAINER T-LOC</b> SYSTAINER for storing, organizing, and transporting abrasives for the ROTEX sanders.	\$92.00 <small>497687</small>	\$92.00 <small>497685</small>	\$105.00 <small>497690</small>



**results. unmatched.**





Our ETS Random Orbital Sanders are superior tools. They're comfortable to grip and use, while Jetstream dust extraction keeps your surfaces clean and the pads around longer. From pre-sanding with a compact one-handed tool to achieving a super-fine finish in specialty applications, sanding becomes part of the job you can actually look forward to.

**ETS EC 125/3 EQ** | \$400.00  
571897

Equipped with the EC-TEC® Brushless Motor, these low-profile, long-life and low-vibration sanders can run all day with multiple shifts. With a fine sanding stroke of 1/8" (3mm) and a smaller 5" pad, the ETS EC 125/3 is great for vertical and overhead surfaces, as well as general purpose sanding. Featuring a compact design, ergonomic grip and an electronic vibration control system, this tool allows for less fatigue and makes it more comfortable to work.




**ETS EC 150/3 EQ** | \$510.00  
575039

**ETS EC 150/5 EQ** | \$510.00  
575051

Equipped with the EC-TEC® Brushless Motor, these low-profile, long-life and low-vibration sanders can run all day with multiple shifts. Available in a fine 1/8" (3mm) stroke or a broader 3/16" (5 mm stroke), these sanders use a larger 6" pad and offer the performance of an air sander without the bulk of an air system. Not to mention, their compact design and ergonomic grip save time and allow for less fatigue – making them the ultimate high-demand sanding tools.



## Features + Capabilities



### More Power

The EC-TEC® Brushless Motor delivers more power to the pad, with a higher degree of efficiency and long life with no downtime for brush replacement.



### Less Fatigue

Active electronic vibration control constantly monitors sanding activity to ensure easy operation and a smooth surface, while minimizing arm strain for less fatigue.



### Better Dust Control

Electronic hose detection sensor alerts the user if the dust extraction hose becomes disconnected, helping to ensure a better finish result and cleaner work environment.



### Increased Flexibility

Allowing for less fatigue and more control, these compact sanders have a lower design height and a rubberized top grip to fit any size hand.


## More Details

### Protects From Marring

The pad brake protects the surface from marring by quickly stopping the pad movement when starting or stopping. In addition, the pad brake saves time, improves safety and extends the life of the sander.

### Less Downtime

StickFix minimizes the downtime of changing abrasives and increases overall savings. Additionally, the resilient pad hooks and hard-wearing fabric backing lead to longer abrasive and pad life.

 system. unmatched.

## Suction Hose With Sleeve

Festool's Anti-Static Dust Extraction Hoses have an integrated plug-it-cable with a sleeve around them to protect surfaces from damage. Sleeved hoses help prevent tangling, while also allowing the hose to easily glide over surfaces and edges.

See page 14 for more information.





**NEW** Cordless 18V

**ETSC 125\*** | \$200.00  
575384

Effortlessly transition from corded to cordless without compromising performance. Balanced with a unique ergonomic battery for optimum performance and handling the ETSC 125 has the power and dust extraction for a fine sanding result. This dual power mode sander allows you the flexibility to sand whenever or wherever.



\*See Table on page 161 for ETSC 125 options

**NEW**

**ETS 125 REQ** | \$200.00  
574993

Perform near-flawless finishes with the new ETS 125 REQ random orbit sander. Equipped with a powerful 250 watt motor and MMC Electronics for optimum performance, the ETS 125 REQ provides smooth performance and solid results with a 5/64" (2.0 MM) sanding stroke. Reduce fatigue through improved ergonomics with a rubberized grip and over-sized power switch.



**ETS 150/3 EQ** | \$380.00  
575026

**ETS 150/5 EQ** | \$380.00  
575060

The ETS 150/3 is a favorite for fine and extra-fine sanding, producing an excellent surface finish with a short 1/8" (3.0 mm) stroke. The ETS 150/5, with a 3/16" (5.0 mm) stroke, is perfect for light or intermediate sanding. Both feature a rubberized top grip, ergonomic handle, fingertip switch and vibration-stop balancing to reduce discomfort. In short, they each perform on a level that most people are likely not to have experienced.

## Features + Capabilities



### Versatile

With the hybrid power system, ETSC 125 provides corded or cordless operation without compromise.



### Edge Protector

Removable edge protector provides protection to abutting surfaces as well as the pad for up close sanding applications.



### Dust extraction

Jetstream design delivers highly efficient dust removal, resulting in cleaner air, better finishes, and longer abrasive and pad life.



### Different strokes

The ETS 150 sanders are distinguished by their stroke size; one for intermediate, and the other for super-fine sanding.



### Ergonomics

Formed to fit comfortably in any size hand. Compact and lightweight enough for extended vertical and overhead use.



### Tight sanding stroke

With a 5/64" (2 mm) sanding stroke, the ETS 125 produces exceptional fine and super-fine sanding results.

## More Details

### Vibration-stop

Balanced design delivers better finish results, smooth operation and greater comfort.

### Pad brake

Stops the pad quickly when setting the tool down, for less worry of potentially damaging a freshly finished workpiece.

### StickFix® mechanical fastening design

Fast and easy abrasive removal with resilient pad hooks and hard-wearing fabric backing for longer abrasive and pad life.

### ETSC 125 Basic

\$200.00  
575384

StickFix Soft Sander Backing Pad for ETS 125 Sander, D125; Festool PROTECTOR; longlife dust bag

### ETSC 125 Plus

\$420.00  
201530

StickFix Soft Sander Backing Pad for ETS 125 Sander, D125; Festool PROTECTOR; longlife dust bag; 2 x BP 18 Li 3.1 ERGO battery pack; rapid charger TCL 6

### ETSC 125 Set

\$560.00  
201531

StickFix Soft Sander Backing Pad for ETS 125 Sander, D125; Festool PROTECTOR; longlife dust bag; 2 x BP 18 Li 3.1 ERGO battery pack; rapid charger TCL 6; ACA 18 V ERGO Power Adapter

# Random Orbital Sander



ETS EC 125/3 EQ	ETS EC 150/3 EQ	ETS EC 150/5 EQ
\$400.00 571897	\$510.00 575039	\$510.00 575051

Specifications			
Power consumption	400 watt	400 watt	400 watt
Eccentric motion speed	6,000 - 10,000 RPM	6,000 - 10,000 RPM	6,000 - 10,000 RPM
Sanding stroke	1/8" (3 mm)	1/8" (3 mm)	3/16" (5 mm)
Interchangeable sanding pad dia.	5" (125 mm)	6" (150 mm)	6" (150 mm)
Dust extraction connection dia.	1-1/16" (27 mm)	1-1/16" (27 mm)	1-1/16" (27 mm)
Weight	2.65 lbs (1.2 kg)	2.65 lbs (1.2 kg)	2.65 lbs (1.2 kg)

Metric dimensions binding.

ETS EC 125/3 EQ ETS 125 REQ & ETSC 125		ETS EC 150/3 EQ & ETS EC 150/5 EQ ETS 150/3 EQ & ETS 150/5 EQ	
Abrasive Grits		Abrasive Grits	
Rubin 2	40 220	Rubin 2	40 220
Saphir	24 80	Saphir	24 80
Granat	40 1500	Granat	40 1500
Vlies	100 320	Vlies	100 800
Platin 2	400 4000	Platin 2	400 4000

See festoolusa.com for a complete listing of abrasives



ETS 125 REQ	ETSC 125	ETS 150/3 EQ	ETS 150/5 EQ
\$200.00 574993	\$200.00 575384	\$380.00 575026	\$380.00 575060














Specifications			
Power consumption	250 watt	-	310 watt
Eccentric motion speed	6,000 - 12,000 RPM	-	4,000 - 10,000 RPM
Battery voltage	-	18 V	-
Li-ion battery capacity	-	3.1 Ah	-
Idle engine speed	-	6,000 - 10,000 RPM	-
Sanding stroke	0.079 (2 mm)	5/64" (2 mm)	1/8" (3 mm)
Interchangeable sanding pad dia.	5" (125 mm)	5" (125 mm)	6" (150 mm)
Dust extraction connection dia.	1-1/16" (27 mm)	1-1/16" (27 mm)	1-1/16" (27 mm)
Weight	2.65 lbs (1.2 kg)	-	3.97 lbs (1.8 kg)
Weight with Li-ion	-	3.08 lbs (1.4 kg)	-

Metric dimensions binding.



## ETS Accessories

Though matching the abrasive to the material is critical, choosing the right pad shouldn't be overlooked, since it can make a huge difference in the finished surface quality. For maintaining a crisp edge, Festool recommends hard pads. For contours and profiles, we suggest the super-soft pad. And for general-purpose sanding, the standard supplied soft pad is well-suited for most applications.

		ETS EC 125 <sup>1</sup> 5" dia.	ETSC 125 ETS 125 REQ <sup>1</sup> 5" dia.	ETS EC 150/3 <sup>2</sup> ETS EC 150/5 <sup>2</sup> 6" dia.	ETS 150/3 <sup>2</sup> ETS 150/5 <sup>2</sup> 6" dia.
<b>ACCESSORIES</b>					
	<b>Sander Backing Pad</b> (Replacement ETS 125 REQ, ETS 150/5); High-temp resistant for heavy-duty applications. White ring feature on pad face for easy abrasive change. (1 piece)	\$46.00 492286	\$42.00 492280	\$49.00 498987	\$49.00 498987
	<b>Sander Backing Pad</b> (Replacement ETS 125 REQ, ETS 150/3); For medium/fine sanding and finishing. The extra softness is more forgiving and allows the abrasive to float easier on the surface for smoother results. (1 piece)	\$46.00 492288	\$40.00 492282	\$46.00 498986	\$46.00 498986
	<b>Sander Backing Pad</b> Hard StickFix pad maintains a crisp and flat surface especially on edges. Great for surface leveling. (1 piece)	\$46.00 492284		\$46.00 498988	\$46.00 498988
	<b>Interface Sander Backing Pad</b> For profiles and contours. The extreme softness and give allows the abrasive to float easier on the surface for smoother results. (1 piece)	\$25.00 492271	\$25.00 492271	\$28.00 496647	\$28.00 496647
	<b>Interface Sander Backing Pad</b> Extremely soft foam pads, the interface pads allow the abrasive to float, producing smoother results on delicate profiles and contours. This set comes with two (2) 5 mm-thick pads. Use the interface pads separately or stacked together for additional softness. (2 pieces)			\$26.00 499257	\$26.00 499257
	<b>Protector</b> Removable wrap-around protection to protect the pad as well as the adjacent surfaces from inadvertent pad contact. Great for up-close sanding.		\$13.75 201690		
	<b>Long-life dust collection bag</b> Re-usable capture bag comprised of extra-durable nonwoven polyester for extra-long life. These bags are meant to capture sanding dust, be emptied, and then re-used many times.		\$32.00 201693		
	<b>Turbo Dust Bag</b> Paper dust bags for turbo dust extraction.				
	5 pieces		\$17.75 489128		\$17.75 487779
	25 pieces		\$46.00 489127		\$46.00 487871
	<b>Turbo Dust Bag Set</b> Paper dust bag for turbo dust extraction and one plastic holder.				
	Plastic holder and paper dust bag for turbo dust extraction. Includes one paper filter bag.		\$29.00 489129		\$29.00 489631
	<b>SYSTAINER T-LOC</b> SYSTAINER for storing, organizing, and transporting ETS abrasives and pads.	\$92.00 497685	\$92.00 497685	\$105.00 497690	\$105.00 497690
	<b>Hose with sleeve</b> 11.5' (3.5 m) Anti-Static Dust Extraction Hose with integrated sleeve protects the surface and edges of the material being sanded. In SYSTAINER SYS 3.	\$250.00 201751	\$250.00 201751	\$250.00 201751	\$250.00 201751
	<b>Adapter ACA 100-120 18V ERGO</b> Adapter snaps into the ETSC sander to provide uninterrupted power from AC power sources (110v AC) Compatible with 18 AWG Plug-It cords (included).		\$120.00 202502		
	<b>Battery pack BP 18V ERGO</b> 3.1 Ah, 18-volt Lithium Ion battery charges in 30 minutes on the TCL 6 charger. Integrated fuel gauge provides a quick push-button view of the battery level.		\$74.00 202500		

<sup>1</sup> All ETS 125 accessories can be used on the ES 125 - except 201690/201693. <sup>2</sup> All ETS 150 accessories can be used on the RO 150 E (not the RO 150 FEQ).



## finishing. unmatched.

With Festool orbital sanders, limitations in finishing have all but disappeared. Corners. Edges. Areas large and small. Even sanding right up against adjoining surfaces on a fully assembled piece. Nothing's out of the question. Each features integrated dust extraction, StickFix® pads for quick-change abrasives, and vibration-stopping balanced design.









**NEW** Cordless 18V  
**DTSC 400\*** | \$270.00  
 575383

Effortlessly transition from corded to cordless without compromising detailed performance. The DTSC 400 is balanced with a unique ergonomic battery for optimum performance and handling so you can achieve the best finished result.

\*See Table on page 167 for DTSC 400 options



**NEW** Cordless 18V  
**RTSC 400\*** | \$270.00  
 575382

The 18-volt Ergo battery on this RTSC 400 provides up to 30 minutes of runtime at full power. Work virtually dust-free with Jetstream® dust extraction technology to ensure a cleaner surface.

\*See Table on page 167 for RTSC 400 options

**DTS 400 REQ** | \$270.00  
 201228

A great all around sander, the DTS 400 REQ is designed for fine sanding small, angular surfaces that are difficult to reach. With a short 5/64" (2 mm) stroke, this sander gives you a super-fine finished surface.



**RTS 400 REQ** | \$270.00  
 201221

This sander is well-suited for a wide range of one-handed applications, the RTS 400 REQ is ideal for working on flat, vertical, and overhead surfaces because of its compact design and weight of only 2.6 lbs.



## Features + Capabilities



### Versatile

With the hybrid power system, both the DTSC 400 and RTSC 400 provide corded or cordless operation without compromise.



### Edge protector

Removable edge protector provides protection to abutting surfaces as well as the pad for up close sanding applications.



### Orbital sanding motion

Full pad contact with controlled and fine orbital sanding motion to minimize swirl marks and produce smoother surfaces.



### Vibration-stop

Balanced design delivers better finish results, smooth operation and greater comfort.



### All-around sanding

Compact design and low weight for working overhead or on vertical surfaces.



### Ergonomic grip

Conforms to your hand to help reduce fatigue during prolonged use.

## More Details

### StickFix® mechanical fastening design

Fast and easy abrasive removal with resilient pad hooks and hard-wearing fabric backing for longer abrasive and pad life.

### Variable speed

Stepless speed control allows you to adjust to the needs of the application.

DTSC 400 Basic	RTSC 400 Basic
\$270.00	\$270.00
575383	575382

StickFix Soft Sander Backing Pad, 100X150; Festool PROTECTOR; longlife dust bag

DTSC 400 Plus	RTSC 400 Plus
\$490.00	\$490.00
201523	201516

StickFix Soft Sander Backing Pad, 80X133; Festool PROTECTOR; longlife dust bag; 2 x BP 18 Li 3.1 ERGO battery pack; rapid charger TCL 6

DTSC 400 Set	RTSC 400 Set
\$630.00	\$630.00
201524	201517

StickFix Soft Sander Backing Pad, 80X133; Festool PROTECTOR; longlife dust bag; 2 x BP 18 Li 3.1 ERGO battery pack; rapid charger TCL 6; ACA 18 V ERGO Power Adapter



**RS 2 E** | \$430.00  
567696

With a large 4-1/2" x 9" (115 x 228 mm) surface and a 3/32" (2.5 mm) stroke, the RS 2 E is the ideal for fine-sanding on large surfaces. Use the broad coverage of the RS 2 E for intermediate sanding of varnished doors, leveling of large surfaces, fine sanding of delicate stock and tabletops.



## Features + Capabilities



### Large rectangular pad

With a 4-1/2" x 9" pad, the RS 2 handles large surfaces quickly and evenly.



### Comfortable grip options

For improved comfort and control.



### Works with sheet abrasives

Abrasive clamping lever allows for the use of non-StickFix and 1/2-sheet abrasives.



### Variable speed

Stepless speed control allows you to adjust to the needs of the application.

## More Details

### Orbital sanding motion


Full pad contact with controlled, fine orbital sanding motion minimizes swirl marks and produces smoother surfaces.

### Vibration-stop

Balanced design delivers better finish results, smooth operation and greater comfort.

### StickFix® mechanical fastening design

Fast and easy abrasive removal with resilient pad hooks and hard-wearing fabric backing for longer abrasive and pad life.

 **system. unmatched.**

## CT MIDI

Transform your sanding experience by connecting seamlessly to a Festool CT Dust Extractor. Lightweight and portable, the CT MIDI has the capacity for common sanding tasks, and carries Full Unit HEPA Certification.

See more on page 8.



Finish Orbital sanders



	DTS 400 REQ	RTS 400 REQ	RS 2 E
	\$270.00 201228	\$270.00 201221	\$430.00 567696
<b>Standard package includes</b>			
StickFix Sanding Pad	•	•	•
Filter Bag with Holder			•
Plug-It Power Cord	•	•	
SYSTAINER	SYS 2 TL	SYS 2 TL	SYS 2 TL
<b>Specifications</b>			
Power consumption	250 watt	250 watt	330 watt
Idle engine speed	6,000 - 12,000 RPM	6,000 - 12,000 RPM	-
Rotational speed	-	-	4,000 - 10,000 RPM
Sanding stroke	1/16" (2 mm)	1/16" (2 mm)	-
Interchangeable sanding pad	4" x 6" (100 x 150 mm)	3-5/32" x 5-1/4" (80 x 133 mm)	4-1/2" x 9" (115 x 228 mm)
Dust extraction connection dia.	1-1/16" (27 mm)	1-1/16" (27 mm)	1-1/16" (27 mm)
Weight	2.65 lbs (1.2 kg)	2.65 lbs (1.2 kg)	5.5 lbs (2.5 kg)

Metric dimensions binding.

DTS 400 REQ & DTSC 400		RTS 400 REQ & RTSC 400		RS 2 E	
Abrasive Grits		Abrasive Grits		Abrasive Grits	
Rubin 2	40 220	Rubin 2	40 220	Rubin 2	40 220
Granat	40 400	Granat	40 400		

See festoolusa.com for a complete listing of abrasives.



	DTSC 400
<b>Specifications</b>	
Battery voltage	18 V
Li-ion battery capacity	3.1 Ah
Idle engine speed	6,000 - 10,000 RPM
Sanding stroke	5/64" (2 mm)
Min. interchangeable sanding pad	4" (100 mm)
Max. interchangeable sanding pad	6" (150 mm)
Dust extraction connection dia.	1.06 (27 mm)
Weight	3.08 lbs (1.4 kg)



	RTSC 400
<b>Specifications</b>	
Battery voltage	18 V
Li-ion battery capacity	3.1 Ah
Idle engine speed	6,000 - 10,000 RPM
Sanding stroke	5/64" (2 mm)
Min. interchangeable sanding pad	3-5/32" (80 mm)
Max. interchangeable sanding pad	5-1/4" (130 mm)
Dust extraction connection dia.	1.06 (27 mm)
Weight	3.08 lbs (1.4 kg)

The DTS, RTS and RS 2 E sanding pads are designed as carefully as the tools for optimum performance and long life. The orbital family of sanders features turbo dust extraction, allowing the use of filter bags for times when using a CT Dust Extractor and hose arrangement may not be convenient.

		DTS 400 REQ <sup>1</sup> DTSC 400	RTS 400 REQ <sup>2</sup> RTSC 400	RS 2 E
<b>ACCESSORIES</b>				
	<b>Sanding pad</b> (replacement)	\$32.00 493723	\$32.00 489252	\$50.00 483679
	<b>Sander Backing Pad</b> (replacement) Pad with non-marring edge.			\$50.00 485648
	<b>Interface Sander Backing Pad</b> Foam pad conforms to different profiles for fine finishing. Also useful to enlarge convex profiles or reduce concave profiles for a custom fit. (2 pieces)		\$25.00 490160	
	<b>Protector</b> Removable wrap-around protection to protect the pad as well as the adjacent surfaces from inadvertent pad contact. Great for up-close sanding.	\$13.75 201692		
	<b>Protector</b> Removable wrap-around protection to protect the pad as well as the adjacent surfaces from inadvertent pad contact. Great for up-close sanding.		\$13.75 201691	
	<b>Sanding pad</b> (not shown) For use with clamped abrasives—with non-marring edge.			\$50.00 485647
	<b>Hole Punch</b> To perforate standard abrasives for dust extraction—10 holes. 115 x 225 mm.			\$42.00 481523
	<b>Long-life dust collection bag</b> Re-usable capture bag comprised of extra-durable nonwoven polyester for extra-long life. These bags are meant to capture sanding dust, be emptied, and then re-used many times.	\$32.00 201693	\$32.00 201693	
	<b>Turbo Dust Bag</b> Paper dust bags for turbo dust extraction.			
	5 pieces	\$17.75 489128	\$17.75 489128	\$17.75 487779
	25 pieces	\$46.00 489127	\$46.00 489127	\$46.00 487871
	<b>Turbo Dust Bag Set</b> Plastic holder and paper dust bag for turbo dust extraction. Includes one paper filter bag.	\$29.00 489129	\$29.00 489129	\$29.00 487780
	<b>SYSTAINER T-LOC</b> SYSTAINER for storing, organizing, and transporting abrasives.	\$92.00 497686	\$92.00 497684	
	<b>Adapter ACA 100-120 18V ERGO</b> Adapter snaps into the ETSC sander to provide uninterrupted power from AC power sources (110v AC) Compatible with 18 AWG Plug-It cords (included).	\$120.00 202502	\$120.00 202502	
	<b>Battery pack BP 18V ERGO</b> 3.1 Ah, 18-volt Lithium Ion battery charges in 30 minutes on the TCL 6 charger. Integrated fuel gauge provides a quick push-button view of the battery level.	\$74.00 202500	\$74.00 202500	

1 All DTS 400 accessories are correct for use on the DS 400.  
2 All RTS 400 accessories are correct for use on the RS 400.





 **originality. unmatched.**

If remodeling, painting, and drywall were always easy, you wouldn't need tools like these. In real-world work environments, most jobs have their share of unexpected challenges. Specialty sanders from Festool bring our system's efficiency and performance to the most difficult spaces and shapes. One look at the innovative PLANEX is enough to see how far our designs reach into new territory. The originality extends across a broad range of applications — from aggressive stripping to sanding corners to finishing linear profiles.





**NEW**

**PLANEX Easy  
LHS-E 225  
Drywall Sander**

\$750.00  
571935

Simplify the drywall sanding experience with the PLANEX Easy Drywall Sander. This single-piece machine features easy plug-in and go design that is both easy to set up and easy to use. Intuitive controls combined with exceptional balance and low weight make the task of drywall sanding easier than ever.

Abrasive Grits

Saphir  
Granat

24 36  
40 320

PLANEX Easy	
<b>Specifications</b>	
Power consumption	400 watt
Idle engine speed	400 - 920 RPM
Interchangeable sanding pad dia.	8-1/2" (215 mm)
Abrasive dia.	8.9" (225 mm)
Length	63 (1.60 m)
Max. dust extraction connection dia.	1-1/16" (27 mm)
Dust extraction connection dia.	1-7/16" (36 mm)
Weight	8.8 lbs (4 kg)

When paired with the available CT 36 AC Dust Extractor you will reduce jobsite clean-up while working in a cleaner environment thanks to the integrated dust extraction design that captures dust at the surface. This new PLANEX Easy is fully compatible with all existing Planex abrasives.





## Features + Capabilities



### Reduced costs

The PLANEX Easy has our tested and durable Granat abrasives that reduce operating costs and total cost of ownership.



### Near-edge sanding

Quick-release dust shroud allows for up-to-the-wall sanding which reduces surface prep time by minimizing hand-sanding tasks.



### Swiveling head

Move easily and sand into tight spots effortlessly guiding the PLANEX Easy where you need it most for an unparalleled surface finish.



### Extendable

Use the PLANEX Harness with Reach Extenders to reduce stress and strain over a long day's work—especially useful for ceiling work. Conveniently packed in a SYS MAXI.

## More Details

### Dust protection

Drywall dust is intrusive and abrasive. The PLANEX Easy is built to withstand the toughest demands with dust-sealed controls and gearbox.

### Direct drive motor

Enjoy greater freedom-of-movement and longevity with the direct-drive EC TEC brushless motor with its motor-over-pad design and flexible head joint.

 system. unmatched.

## **NEW** DTSC 400

Effortlessly transition from corded to cordless without compromising detailed performance. The DTSC 400 is balanced with a unique ergonomic battery for optimum performance and handling so you can achieve the best finished result.

See more on page 166.



## PLANEX LHS 225 Drywall Sander

\$1,210.00  
575219

### Abrasive Grits

Saphir	24	36
Granat	40	320



### LHS 225 EQ-Plus/SW USA

\$1,210.00  
575219

#### Specifications

Power consumption	550 watt
Idle engine speed	340 - 910 RPM
Interchangeable sanding pad dia.	8-1/2" (215 mm)
Dust extraction connection dia.	1-1/16"/1-7/16" (27/36 mm)
Weight (no extension)	8.38 lbs (3.80 kg)
Weight (one extension)	10.14 lbs (4.60 kg)

Metric dimensions binding.

## PLANEX LHS 225 + CT 36 AC Dust Extractor

\$1,210.00  
575219

\$915.00  
574933

With the PLANEX LHS 225 drywall sander, you can sand walls and ceilings in a fraction of the time it takes with other tools or methods. In addition, you'll save countless hours on prep work and cleanup, since the PLANEX and CT 36 AC Dust Extractor will capture and contain virtually all the dust and mess.



Shown with CT 36 AC and optional accessory Blast Gate and PLANEX CT Mount.

## Features + Capabilities



### Dust extraction

When paired with a CT 36 AC Dust Extractor, the PLANEX greatly reduces airborne dust, leading not only to the perfect finish, but to less cleanup time and satisfied customers.



### Extendable/collapsible design

Reach high or difficult spaces with ease and spend less time moving and setting up ladders, while achieving a more balanced finished surface.



### Reduced costs

Realize a quick return on investment in time and materials savings. The PLANEX's longer lasting, less expensive abrasives reduce operating costs and total cost of ownership.



### Near-edge sanding

Quick-release dust shroud allows for up-to-the-wall sanding which reduces surface prep time by minimizing hand-sanding tasks.



### Swiveling head

Traverse broad surfaces and tight spots effortlessly guiding the PLANEX where you need it most for an unparalleled surface finish.



### Variable suction force

On-board variable suction force provides convenient, user-accessible adjustment for increased control and maximum dust extraction.

## More Details

### Variable-speed control

Variable-speed controls at your fingertips allow you to adjust the machine to the needs of the surface for both rapid material removal or fine finishes.

### User-accessible controls

Maximum comfort and control are in your hands. Power switch, variable speed controls, and variable suction control are all easily accessed on the rubberized handles for ease-of-use and greater comfort with less fatigue.

### Dust protection

Drywall dust is intrusive and abrasive. The PLANEX is built to withstand the toughest demands with dust-sealed controls and gearbox.

### Direct drive motor

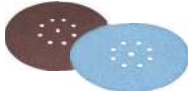
Efficient power transfer and robust build quality translate to faster sanding with less downtime. On-board motor sensors monitor motor health to protect the PLANEX for a long service life.



**ACCESSORIES**

**Grit Abrasives**

Granat offers the longest abrasive life for the toughest demands and can be used on nearly any surface while offering the widest grit range. Turn to Saphir for the toughest, most challenging surfaces.



<b>Granat D225 P40</b> (25x)	\$42.00 499634
<b>Granat D225 P60</b> (25x)	\$42.00 499635
<b>Granat D225 P80</b> (25x)	\$42.00 499636
<b>Granat D225 P100</b> (25x)	\$42.00 499637
<b>Granat D225 P120</b> (25x)	\$42.00 499638
<b>Granat D225 P150</b> (25x)	\$42.00 499639
<b>Granat D225 P180</b> (25x)	\$42.00 499640
<b>Granat D225 P220</b> (25x)	\$42.00 499641
<b>Granat D225 P240</b> (25x)	\$42.00 499642
<b>Granat D225 P320</b> (25x)	\$42.00 499643
<b>Saphir D225 P24</b> (25x)	\$80.00 495174
<b>Saphir D225 P36</b> (25x)	\$80.00 495175

**Sander Backing Pad**

Soft and Medium density pads cover all general applications, and an interface pad is perfect for delicate curves and contours.



**Sander Backing Pad**

**Interface Sander Backing Pad**

**Sander Backing Pad**

Includes Soft Pad, Interface Pads. (2 pieces)



**Support Harness**

Use the PLANEX Harness with Reach Extenders to reduce stress and strain over a long day's work—especially useful for ceiling work. Conveniently packed in a SYS MAXI.



**Guide Extension**

Use one or more Reach Extenders to tackle the hardest to reach areas or even high ceilings, so you get an even, balanced finish over the entire surface. Each section adds 19-3/4" (0.5 m) to the reach of the PLANEX.

**Wallpaper Perforator**

Armed with two wide rolls of gear-driven, razor-sharp teeth, the Wallpaper Perforator is the serious wallpaper removal tool for professionals. Easily form water pockets over broad surfaces quickly and easily. Adjustable depth for perfect control no matter the surface. And with its pivoting head and extendable handle, the Wallpaper Perforator reaches the toughest spots with ease for even coverage and easier removal.

**PLANEX EASY ACCESSORIES**



**Bag LHS-E 225**

Convenient storage and transport bag with reinforcement points to protect Planex Easy sander. Balanced design for ease-of-carry with center handles. Durable fabric withstands jobsite use.



**ST-STF D 2158-LHS-E**

Standard sanding pad for the Planex Easy. Optimized for use on various drywall surfaces - flat and contour. Resilient temperature-resistant hook features strong grip and durability.



**BS-LHS-E 225**

Detachable part of the brush strip of the PLANEX LHS 225 EQ sanding head. For PLANEX easy, LHS-E 225EQ in self-service display pack.



**BE-LHS-E 225**






As a replacement for used brush strip. For PLANEX Easy, LHS-E 225EQ in self-service display pack.



**CT 36 AC Dust Extractor** | \$915.00  
574933

Designed for the toughest, high-volume dust environments, the CT 36 AC is built to capture the mess before it becomes an issue, for you or your client. Built to accompany the PLANEX Drywall Sanders, it features automatic filter cleaning, automatic start, variable suction force, large casters and durable build quality. It's jobsite tough and jobsite smart.

Includes: Integrated Hose Garage, 36 mm x 3.5 m (1-7/16" x 11.5') Anti-Static Hose, Integrated Cord Wrap, Disposable Collection Bag.

ACCESSORIES		CT 36 AC
	<p><b>Disposable Dust Liners</b> Sanding drywall creates a lot of dust. These open-face, disposable collection bags provide an easy and convenient means to dispose of the mess. (5 pieces)</p>	<p><b>\$46.00</b> 496215</p>
	<p><b>Main Filter</b> AC High-Performance Filter that has One-micron filter designed specifically for use with CT 36 AC AutoClean system to maximize cleaning effectiveness.</p>	<p><b>\$59.00</b> 496172</p>
	<p><b>Tool Holder</b> Seamlessly connects to your Festool CT Dust Extractor, providing a convenient, secure resting spot for pad and abrasive changes or for when the PLANEX is not in use.</p>	<p><b>\$140.00</b> 495964</p>
	<p><b>Gate</b> Create a seal to assist with a manual "superclean" of the internal filter, or to prevent dust from escaping during transport.</p>	<p><b>\$65.00</b> 497926</p>
	<p><b>Antistatic Hose</b> Designed to lock into the PLANEX Drywall Sander for a secure fitting that won't come loose. Lightweight and robust for drywall sanding tasks.</p>	<p><b>\$190.00</b> 496972</p>

For a full list of compatible accessories for the CT 36 AC, see pages 12-17.



**The RAS 115.04 E** | \$360.00  
570789

Removing thick layers of varnish or paint on wood or metal requires either a great deal of patience or a machine with an impressive rate of material removal. The RAS rotary sander is the perfect choice for stripping and shaping. 500 watts of power concentrated in a 4.5" pad allows you to quickly power through just about any material.



## Features + Capabilities



### Comfortable handling

The motor housing on the RAS 115 is small enough in diameter to fit snugly in your hand for easy, effortless use.



### Variable speed control

Stepless speed control allows you to adjust to the needs of the application.



### Integrated dust extraction

Pads are designed to efficiently channel dust through the rear port.



### Gear-driven

High-torque, gear-driven sanding power for strong abrasion ability.


## More Details

### StickFix® mechanical fastening design

Fast and easy abrasive removal with resilient pad hooks and hard-wearing fabric backing for longer abrasive and pad life.

### Long cord

13' cord to help access those hard-to-reach areas.

 system. unmatched.

## CT MINI

It may be our smallest Dust Extractor, but even with its small footprint, the CT Mini will more than handle heavy-duty tasks. Loaded with features like those found in our full-size vacs, you don't compromise performance for size. Lightweight and portable, you can sand clean in your shop or on the jobsite.

See more on page 8.





<b>RAS 115.04 E</b>
\$360.00
570789

Specifications	
Power consumption	500 watt
Idle engine speed	1,500 RPM
Sanding pad dia.	4-1/2" (115 mm)
Spindle	M14
Dust extraction connection dia.	1-1/16" (27 mm)
Weight	3.53 lbs (1.6 kg)





Metric dimensions binding.

Abrasive Grits	
Rubin 2	40 220
Saphir	24 80

See festoolusa.com for a complete listing of abrasives



## RAS Accessories

The RAS 115 features StickFix® design for quick abrasive changeovers and reusing discs. Use grinding abrasives with a center hole by changing to the FiberFix sanding pad.



ACCESSORIES		
	<b>Sander Backing Pad</b> Hard - High-edge strength pad with mechanical fastening for flat surfaces and narrow edges. dia. 115 mm, connecting thread M14. (1 piece)	<b>\$34.00</b> 484172
	<b>Sander Backing Pad</b> Soft - Standard mechanical fastening replacement pad. Dia. 115 mm, connecting thread M14. (1 piece)	<b>\$34.00</b> 484173
	<b>Sander Backing Pad</b> With arbor for grinding discs. Dia. 115 mm, connecting thread M14. (1 piece)	<b>\$36.00</b> 485298
	<b>Auxiliary handle</b> For increased control with two-hand grip.	<b>\$21.00</b> 487865

## Sanding Blocks and Abrasives

Festool hand-sanding blocks are ideal for touch-ups, contours, delicate curves and tight spaces where a power sander would be overkill. All feature our StickFix® mechanical fastening system to make abrasive changes quick and easy.

Abrasives				
	<b>Pocket Hand Sanding</b> Hand-sanding block with StickFix mechanical fastening abrasive replacement. Convenient for quick abrading and touch-ups.	<b>\$19.00</b> 583129		
	<b>Grit Abrasives</b> StickFix mechanical fastening abrasives for Pocket StickFix sanding block.			
	P 40 (10 pieces)	<b>\$6.25</b> 492843	P 120 (10 pieces)	<b>\$6.25</b> 492845
	P 80 (10 pieces)	<b>\$6.25</b> 492844	P 180 (10 pieces)	<b>\$6.25</b> 492846

### HAND-SANDING BLOCKS

	<b>Sanding Block</b> Round - Ergonomic hand-sanding blocks utilize 6" (150 mm) abrasives common to Festool RO 150 and ETS 150 sanders. With StickFix design for quick and easy abrasive changes.	Hand-Sanding Block—Soft \$28.00 495965	Hand-Sanding Block—Hard \$28.00 495966
	<b>Sanding Block</b> Rectangular - Ergonomic hand-sanding block utilizes rectangular (80 x 130 mm) abrasive common to Festool RTS 400 and LS 130 sanders. With StickFix design for quick and easy abrasive changes.	<b>\$29.00</b> 495967	
	<b>Hand sanding block HSK-A-Set</b> Accomplish all your hand-sanding tasks with the full range of Festool HSK Sanding Blocks. Set includes soft, hard, and rectangular hand-sanding block in a SYS MINI.	<b>\$81.00</b> 203154	

### HAND-SANDING GRANAT SOFT ROLL

	<b>Abrasives Roll</b> Foam-backed, flexible, Granat abrasive for sanding curves, contours, and profiles. Good for general purpose sanding and surface preparation.	Grit	Qty.	Item	Price
		P120	1 Roll (208 pcs)	497091	\$66.00
		P150	1 Roll (208 pcs)	497092	\$66.00
		P180	1 Roll (208 pcs)	497093	\$66.00
		P240	1 Roll (208 pcs)	497094	\$66.00
		P320	1 Roll (208 pcs)	497095	\$66.00
		P400	1 Roll (208 pcs)	497096	\$66.00
		P500	1 Roll (208 pcs)	497097	\$66.00
		P600	1 Roll (208 pcs)	497098	\$66.00

### HAND-SANDING VLIES

	<b>Sanding vlies</b> Perforated 4-1/2" x 6" (115 x 152 mm) woven abrasive pads for surface prep for paint, fillers, wood, and metals. 30 pieces per box.	Grit	Size	Item	Price
		Abr Vli Fine 320	115 X 152	497088	\$38.00
		Abr Vli Ultrafine 800	115 x 152	497089	\$38.00
		Abr Vli Ultrafine 1000	115 x 152	497090	\$38.00





**Duplex LS 130 EQ** | \$430.00  
567852

Rabbets, edges and profiles are best sanded with a linear motion. Until now, the only tool that could do that was your hand, and there wasn't any dust extraction to go along. The LS 130 powers through detail sanding faster, cleaner and without the fatigue. As common as these jobs are, the LS 130 will save you major time and effort.

	<b>LS 130 EQ</b>
	\$430.00 567852
<b>Specifications</b>	
Power consumption	260 watt
Idle engine speed	4,000 - 6,000 RPM
No. of strokes	8,000 - 12,000 RPM
Sanding stroke	5/32" (4 mm)
Interchangeable sanding pad	5-15/64" (133 mm) x 3-5/32" (80 mm)
Dust extraction connection dia.	1-1/16" (27 mm)
Weight	3.75 lbs (1.7 kg)

Metric dimensions binding.

	<b>Abrasive Grits</b>	
Rubin 2	40	220
Granat	40	400

See festoolusa.com for a complete listing of abrasives

## Features + Capabilities



### Pre-formed and custom profiles

A wide selection of pads can be mounted for any application.



### True linear performance

Sanding motion imitates hand-sanding perfectly for sanding profiles, edges or rabbets.



### 3x faster

Powers through detail sanding 3x faster than hand-sanding, eliminating user fatigue for more consistent results.



### Integrated dust extraction

Pads are designed to efficiently channel dust through the rear port.


## More Details

### FastFix pad change

Tool-free pad design allows you to quickly transition between pads, minimizing downtime.

### StickFix® mechanical fastening design

Fast and easy abrasive removal with resilient pad hooks and hard-wearing fabric backing for longer abrasive and pad life.

 system. unmatched.

## Do-It-Yourself Kit

Grab this kit and get everything you need to create and match custom profiles for in-line sanding.

See more on page 187.





Product shown with custom Do-It-Yourself Kit (490 780).
























	<b>RAS 115.04 E</b>	<b>LS 130 EQ</b>	<b>Planex LHS 225</b>	<b>PLANEX Easy</b>
	\$360.00 570789	\$430.00 567852	\$1,210.00 575219	\$750.00 571935
<b>Standard package includes</b>				
StickFix Sanding Pad	•	•	•	•
Auxiliary Side Handle	•			
Plug-It Power Cord		•	•	•
SYSTAINER	SYS 2 TL	SYS 1 TL	SYS MAXI	-
<b>Specifications</b>				
Power consumption	500 watt	260 watt	550 watt	400 watt
Idle engine speed	1,500 RPM	4,000 - 6,000 RPM	340 - 910 RPM	400 - 920 RPM
Sanding stroke	-	5/32" (4 mm)	-	-
Interchangeable sanding pad	-	5-15/64" (133 mm) x 3-5/32" (80 mm)	-	-
Interchangeable sanding pad dia.	-	-	8-1/2" (215 mm)	8-1/2" (215 mm)
Sanding pad dia.	4-1/2" (115 mm)	-	-	-
Dust extraction connection dia	1-1/16" (27 mm)	1-1/16" (27 mm)	1-1/2" (36 mm)	1-1/2" (36 mm)
Weight	3.53 lbs (1.6 kg)	3.75 lbs (1.7 kg)	-	
Weight (one extension)	-	-	10.14 lbs (4.60 kg)	
Weight (no extension)	-	-	8.38 lbs (3.80 kg)	8.8 lbs (4 kg)

Metric dimensions binding.



## LS Accessories

The LS 130 can tackle a wide range of profiles and contours with ease by simply changing the sanding pad. Tool-free FastFix mounts make it a snap. Preformed pads offer common profiles, the do-it-yourself kit offers unlimited profile matching and StickFix® delivers rapid, no hassle abrasive changes.

ACCESSORIES			
		<b>Sander Backing Pad</b> For sanding flat surfaces.	\$36.00 490161
		<b>Sander Backing Pad</b> 90° Sanding Pad for sanding inside corners.	\$40.00 490162
		<b>Sanding Pad</b> Radius 6 Pad for sanding outside edges.	\$40.00 490163
		<b>Sanding Pad</b> Radius 10 Pad for sanding outside edges.	\$40.00 491197
		<b>Sanding Pad</b> Radius 18 Concave Pad for sanding curves.	\$40.00 490164
		<b>Sanding Pad</b> Radius 25 Concave Pad for sanding curves.	\$40.00 490165
		<b>Sanding Pad</b> Radius 10 Convex Pad for sanding V-grooves with inside radius of 25/64" (10 mm).	\$40.00 490166
		<b>Sander Backing Pad</b> Radius 25 Convex Pad for sanding inside radius of 1" (25 mm).	\$40.00 490167
		<b>Sander Backing Pad</b> 88° Pad for sanding inside corners with a radius of 25/64" (10 mm).	\$40.00 491198
		<b>Flat Sanding Pad Long</b> Extra reach for tight spaces/dimensions: 3-9/64" x 7-43/64" (80 x 195 mm).	\$30.00 491861
		<b>Do-It-Yourself Kit</b> For creating your own sanding pad to match custom profiles.	\$65.00 490780
		<b>Interface Sander Backing Pad</b> Foam pad conforms to different profiles for fine finishing. Also useful to enlarge convex profiles or reduce concave profiles for a custom fit. (2 pieces)	\$25.00 490160
		<b>Scraper</b> Bevel edged for stripping carpet, wallpaper, using the linear motion of the sander.	\$32.00 491199
		<b>SYSTAINER T-LOC</b> SYSTAINER for storing, organizing, and transporting abrasives for the LS 130 sander. (SYS-STF 80 x 133)	\$92.00 497684




 **quality. unmatched.**

It's not enough to use the most sophisticated sanders and dust extractors available. If something's lacking at the point where tool touches surface, the results are less than Festool perfect. That's why our system includes a complete line of advanced abrasives in eight different types, with grits ranging from 24 to 4,000. It's also why our abrasives feature high-tech coatings to provide maximum resistance to clogging and smearing. It's another instance where investing in the best cuts down on material waste, minimizes reworks, and leads to superior results at the end of the day.



## Granat Abrasives

Thanks to its amazing versatility and durability, Festool's Granat abrasive is gaining a reputation as the "ultimate abrasive" for both finished and bare wood surfaces. Originally designed for solvent-based high-VOC surfaces and paints, its anti-clogging properties are well-suited for a broad range of applications, including clear coats, composites, mineral and solid surfaces.



## Rubin 2 Abrasives

Building on the industry-leading performance of the original Rubin abrasive, Festool's Rubin 2 sets a new standard for efficiency—perfect for all wood-finishing applications. Rubin 2 is designed to minimize the time spent on each level with a 30% faster removal rate and a 30% longer sheet life.

For a complete listing of abrasives, including Saphir, Platin 2, and Vlies—plus additional pack quantities for Rubin 2 and Granat—please visit [festoolusa.com/abrasives](http://festoolusa.com/abrasives).

## Features + Capabilities



### Your best finish

Designed for rapid grit progression, you'll spend less time getting from 80 to 220, achieving the best possible finished surface in the least amount of time.



### Versatile

Exceptional anti-clogging properties make Granat an ideal solution for a wide range of painted and finished surfaces, in addition to virtually any wood application.



### Finish faster

Rubin 2 is designed to quickly shed wood fibers, eliminating clogging so the abrasive stays sharp, leading to a 30% faster removal rate.



### Save money

Since Rubin 2 is designed to prevent clogging due to the buildup of pitch and wood fibers, you'll get up to 30% longer life out of every sheet.

## More Details

### Dust extraction


Just like so many of our tools, our abrasives are designed with dust extraction as a primary consideration. It isn't enough to just put holes in the paper; they have to work together with the pad for optimum airflow while ensuring consistent finish results. All this with less mess and longer lasting abrasives.

### High quality

Quality is more than what goes into making an abrasive—it's what you get out of an abrasive. Festool abrasives are designed to match the performance of Festool sanders for the ultimate in finish quality; which is the quality that matters most.

### High performance

A high-performance abrasive is one that cuts quickly and efficiently with minimal loading, uniform scratch patterns, durability and a long, long life. Get more mileage out of your abrasives with Festool.





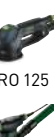





 system. unmatched.

## Sanding pads

Easily overlooked but essential to ultimate sanding performance, Festool Sanding Pads are designed and built for perfectly smooth sanding results while surviving the most demanding applications. Available in different densities and types, sanding pads are the secret to great finishes.



Abrasives

		Rubin 2				Granat				
		Grit	Qty.	Item	Price	Grit	Qty.	Item	Price	
 RO 90		P 40	50	499077	\$26.00	P 40	50	497363	\$29.00	
		P 60	50	499078	\$26.00	P 60	50	497364	\$29.00	
		P 80	50	499079	\$26.00	P 80	50	497365	\$29.00	
		P 100	50	499080	\$26.00	P 100	100	497366	\$44.00	
		P 120	50	499081	\$26.00	P 120	100	497367	\$44.00	
		P 150	50	499082	\$26.00	P 150	100	497368	\$44.00	
		P 180	50	499083	\$26.00	P 180	100	497369	\$44.00	
		P 220	50	499084	\$26.00	P 220	100	497370	\$44.00	
							P 240	100	497371	\$44.00
							P 320	100	497372	\$44.00
					P 400	100	497373	\$44.00		
					P 500	100	498326	\$44.00		
					P 800	50	498327	\$29.00		
					P 1000	50	498328	\$29.00		
					P 1200	50	498329	\$29.00		
					P 1500	50	498330	\$29.00		
 RO 90		P 40	50	499161	\$22.00	P 40	50	497390	\$24.00	
		P 60	50	499162	\$22.00	P 60	50	497391	\$24.00	
		P 80	50	499163	\$22.00	P 80	50	497392	\$24.00	
		P 100	50	499164	\$22.00	P 100	100	497393	\$38.00	
		P 120	50	499165	\$22.00	P 120	100	497394	\$38.00	
		P 150	50	499166	\$22.00	P 150	100	497395	\$38.00	
		P 180	50	499167	\$22.00	P 180	100	497396	\$38.00	
		P 220	50	499168	\$22.00	P 220	100	497397	\$38.00	
							P 240	100	497398	\$38.00
							P 320	100	497399	\$38.00
					P 400	100	497400	\$38.00		
 RO 125		P 40	50	499093	\$34.00	P 40	50	497165	\$40.00	
		P 60	50	499094	\$34.00	P 60	50	497166	\$40.00	
		P 80	50	499095	\$34.00	P 80	50	497167	\$40.00	
		P 100	50	499096	\$34.00	P 100	100	497168	\$63.00	
		P 120	50	499097	\$34.00	P 120	100	497169	\$63.00	
		P 150	50	499098	\$34.00	P 150	100	497170	\$63.00	
		P 180	50	499099	\$34.00	P 180	100	497171	\$63.00	
		P 220	50	499100	\$34.00	P 220	100	497172	\$63.00	
							P 240	100	497173	\$63.00
							P 280	100	497174	\$63.00
					P 320	100	497175	\$63.00		
					P 360	100	497176	\$63.00		
					P 400	100	497177	\$63.00		
					P 500	100	497178	\$63.00		
					P 800	50	497179	\$40.00		
					P 1000	50	497180	\$40.00		
					P 1200	50	497181	\$40.00		
					P 1500	50	497182	\$40.00		
 ETS 125		P 40	50	499117	\$38.00	P 40	50	496975	\$44.00	
		P 60	50	499118	\$38.00	P 60	50	496976	\$44.00	
		P 80	50	499119	\$38.00	P 80	50	496977	\$44.00	
		P 100	50	499120	\$38.00	P 100	100	496978	\$68.00	
		P 120	50	499121	\$38.00	P 120	100	496979	\$68.00	
		P 150	50	499122	\$38.00	P 150	100	496980	\$68.00	
		P 180	50	499123	\$38.00	P 180	100	496981	\$68.00	
		P 220	50	499124	\$38.00	P 220	100	496982	\$68.00	
							P 240	100	496983	\$68.00
							P 280	100	496984	\$68.00
					P 320	100	496985	\$68.00		
					P 360	100	496986	\$68.00		
					P 400	100	496987	\$68.00		
					P 500	100	496988	\$68.00		
					P 800	50	496989	\$44.00		
					P 1000	50	496990	\$44.00		
					P 1200	50	496991	\$44.00		
					P 1500	50	496992	\$44.00		
 ETS 150		P 40	50	499117	\$38.00	P 40	50	496975	\$44.00	
		P 60	50	499118	\$38.00	P 60	50	496976	\$44.00	
		P 80	50	499119	\$38.00	P 80	50	496977	\$44.00	
		P 100	50	499120	\$38.00	P 100	100	496978	\$68.00	
		P 120	50	499121	\$38.00	P 120	100	496979	\$68.00	
		P 150	50	499122	\$38.00	P 150	100	496980	\$68.00	
		P 180	50	499123	\$38.00	P 180	100	496981	\$68.00	
		P 220	50	499124	\$38.00	P 220	100	496982	\$68.00	
							P 240	100	496983	\$68.00
							P 280	100	496984	\$68.00
					P 320	100	496985	\$68.00		
					P 360	100	496986	\$68.00		
					P 400	100	496987	\$68.00		
					P 500	100	496988	\$68.00		
					P 800	50	496989	\$44.00		
					P 1000	50	496990	\$44.00		
					P 1200	50	496991	\$44.00		
					P 1500	50	496992	\$44.00		







		Rubin 2				Granat			
		Grit	Qty.	Item	Price	Grit	Qty.	Item	Price
 DTS 400		P 40	50	499133	\$28.00	P 40	50	497135	\$34.00
		P 60	50	499134	\$28.00	P 60	50	497136	\$34.00
		P 80	50	499135	\$28.00	P 80	50	497137	\$34.00
		P 100	50	499136	\$28.00	P 120	100	497138	\$50.00
		P 120	50	499137	\$28.00	P 150	100	497139	\$50.00
		P 150	50	499138	\$28.00	P 180	100	497140	\$50.00
		P 180	50	499139	\$28.00	P 220	100	497141	\$50.00
		P 220	50	499140	\$28.00	P 240	100	497142	\$50.00
 RTS 400   LS 130		P 40	50	499046	\$25.00	P 40	50	497117	\$28.00
		P 60	50	499047	\$25.00	P 60	50	497118	\$28.00
		P 80	50	499048	\$25.00	P 80	50	497119	\$28.00
		P 100	50	499049	\$25.00	P 120	100	497120	\$46.00
		P 120	50	499050	\$25.00	P 150	100	497121	\$46.00
		P 150	50	499051	\$25.00	P 180	100	497122	\$46.00
		P 180	50	499052	\$25.00	P 220	100	497123	\$46.00
		P 220	50	499053	\$25.00	P 240	100	497124	\$46.00
 RS 2		P 40	50	499030	\$36.00	P40	50	498944	\$42.00
		P 60	50	499031	\$36.00	P60	50	498945	\$42.00
		P 80	50	499032	\$36.00	P80	50	498946	\$42.00
		P 100	50	499033	\$36.00	P120	100	498947	\$69.00
		P 120	50	499034	\$36.00	P150	100	498948	\$69.00
		P 150	50	499035	\$36.00	P180	100	498949	\$69.00
		P 180	50	499036	\$36.00	P220	100	498950	\$69.00
		P 220	50	499037	\$36.00	P240	100	498951	\$69.00
 RAS 115		P 40	50	499085	\$28.00				
		P 60	50	499086	\$28.00				
		P 80	50	499087	\$28.00				
		P 100	50	499088	\$28.00				
		P 120	50	499089	\$28.00				
 Soft Roll						P120	1 Roll (208 pcs)	497091	\$66.00
						P150	1 Roll (208 pcs)	497092	\$66.00
						P180	1 Roll (208 pcs)	497093	\$66.00
						P240	1 Roll (208 pcs)	497094	\$66.00
						P320	1 Roll (208 pcs)	497095	\$66.00
						P400	1 Roll (208 pcs)	497096	\$66.00
						P500	1 Roll (208 pcs)	497097	\$66.00
						P600	1 Roll (208 pcs)	497098	\$66.00
				P800	1 Roll (208 pcs)	497964	\$68.00		

**For a complete listing of abrasives:**

Including Saphir, Platin 2, and Vlies—plus additional pack quantities for Rubin 2 and Granat.

Please visit [festoolusa.com/abrasives](http://festoolusa.com/abrasives)

Abrasives

Granat					Saphir				Platin 2			
	Grit	Qty.	Item	Price	Grit	Qty.	Item	Price	Grit	Qty.	Item	Price
	P40	50	497363	\$29.00					S500	15	498322	\$61.00
	P60	50	497364	\$29.00					S1000	15	498323	\$61.00
	P80	50	497365	\$29.00					S2000	15	498324	\$61.00
	P100	100	497366	\$44.00					S4000	15	498325	\$61.00
	P120	100	497367	\$44.00								
	P150	100	497368	\$44.00								
	P180	100	497369	\$44.00								
	P220	100	497370	\$44.00								
	P240	100	497371	\$44.00								
	P280	100	497850	\$44.00								
	P320	100	497372	\$44.00								
	P400	100	497373	\$44.00								
	P500	100	498326	\$44.00								
	P800	50	498327	\$29.00								
	P1000	50	498328	\$29.00								
	P1200	50	498329	\$29.00								
P1500	50	498330	\$29.00									
	P40	50	497165	\$40.00	P24	25	493124	\$38.00	S400	15	492373	\$65.00
	P60	50	497166	\$40.00	P36	25	493125	\$38.00	S500	15	492374	\$65.00
	P80	50	497167	\$40.00	P50	25	493126	\$38.00	S1000	15	492375	\$65.00
	P100	100	497168	\$63.00	P80	25	493127	\$38.00	S2000	15	492376	\$65.00
	P120	100	497169	\$63.00					S4000	15	492377	\$65.00
	P150	100	497170	\$63.00								
	P180	100	497171	\$63.00								
	P220	100	497172	\$63.00								
	P240	100	497173	\$63.00								
	P280	100	497174	\$63.00								
	P320	100	497175	\$63.00								
	P360	100	497176	\$63.00								
	P400	100	497177	\$63.00								
	P500	100	497178	\$63.00								
	P800	50	497179	\$40.00								
	P1000	50	497180	\$40.00								
P1200	50	497181	\$40.00									
P1500	50	497182	\$40.00									
	P40	50	496975	\$44.00	P24	25	496624	\$40.00	S400	15	492368	\$78.00
	P60	50	496976	\$44.00	P36	25	496625	\$40.00	S500	15	492369	\$78.00
	P80	50	496977	\$44.00	P50	25	496626	\$40.00	S1000	15	492370	\$78.00
	P100	100	496978	\$68.00	P80	25	496627	\$40.00	S2000	15	492371	\$78.00
	P120	100	496979	\$68.00					S4000	15	492372	\$78.00
	P150	100	496980	\$68.00								
	P180	100	496981	\$68.00								
	P220	100	496982	\$68.00								
	P240	100	496983	\$68.00								
	P280	100	496984	\$68.00								
	P320	100	496985	\$68.00								
	P360	100	496986	\$68.00								
	P400	100	496987	\$68.00								
	P500	100	496988	\$68.00								
	P800	50	496989	\$44.00								
	P1000	50	496990	\$44.00								
P1200	50	496991	\$44.00									
P1500	50	496992	\$44.00									
					Grit	Qty.	Item	Price	Grit	Qty.	Item	Price
					P24	25	484151	\$29.00				
					P36	25	484152	\$29.00				
					P50	25	485245	\$29.00				
				P80	25	485246	\$29.00					

Vlies				
	Grit	Qty.	Item	Price
	A100VL	10	201131	\$38.00
	A320VL	10	201132	\$38.00
				
RO 125				
				
ETS 125				
				
ETS EC 125				
	Grit	Qty.	Item	Price
	A100VL	10	201126	\$38.00
	A320VL	10	201127	\$38.00
	A800VL	10	201128	\$38.00
				
RO 150				
				
ETS 150				
				
ETS EC 150				



LHS 225 & PLANEX Easy

Saphir			
Grit	Qty.	Item	Price
P24	25	495174	\$80.00
P36	25	495175	\$80.00

Granat			
Grit	Qty.	Item	Price
P40	25	499634	\$42.00
P60	25	499635	\$42.00
P80	25	499636	\$42.00
P100	25	499637	\$42.00
P120	25	499638	\$42.00
P150	25	499639	\$42.00
P180	25	499640	\$42.00
P220	25	499641	\$42.00
P240	25	499642	\$42.00
P320	25	499643	\$42.00



RO 90

Saphir			
Grit	Qty.	Item	Price
P50	25	498298	\$21.00
P80	25	487518	\$21.00



## HAND SANDING



**quality. unmatched.**

Whether used for those difficult-to-reach spots or for carrying out minor corrections, the new GRANAT premium hand sanding abrasives ensure you will achieve the desired sanding results quickly and efficiently, even for hand sanding. Long lasting, high-performance abrasives are resistant to tearing and are both durable and washable. The synthetic resin bonding provides a tenacious grip for long lasting cutting power without grooves or scratches. Specially formed sponges provide unique profiles to tackle hard-to-solve hand sanding problems, sheets and rolls handle common sanding needs.

## Features + Capabilities



### Flexible

Specially developed and shaped abrasive sheets and sponges feature different profiles, formats, and grits to adapt to hand sanding tasks.



### Robust

Durable high quality abrasive components with bonded and fused grits provide long service life and high material removal rates. Built to withstand loading and tearing.



### System

An extension of the Festool abrasive line-up for machines featuring Granat and Vlies abrasives to match the material removal capacity and long service life that creates the perfect surface performance.



### Versatile

The combi block with its round side and 45 degree edge allows you to get into those hard to reach places.

## More Details

### Abrasive Block

This sanding block is 4-sided and the grit is dimensionally stable. You will experience exceptional longevity of the block due to the medium-hard foam core. The combi block has a round edge as well as a 45 degree edge allowing you to get into those hard to reach places.

### Abrasive Sheets and Rolls


Choose from the 9" x 11" sheet or 4-1/2" x 82" roll. Both options offer flexible and universal hand sanding abrasives for a variety of sanding tasks.

### Benefits

Longer service life and a high material removal rate due to special fused aluminum oxide.

Synthetic resin for entirely bonded grits delivering long lasting cutting power.

Due to the unmatched grit bonding you will have less grit break out when folding or conforming to your surface.

 system. unmatched.

## GRANAT

The new GRANAT premium hand sanding abrasive ensures to achieve your desired sanding results quickly and efficiently. Developed in accordance with the principles of machine abrasives – with enormous material removal capacity and a long service life. For a perfect surface, no matter the application.






Durable four-sided abrasive sponges. Perfect for sanding edges, rabbets, and profiles.



Specially formed sponge with convex, square, and beveled surfaces. Perfect for sanding concave profiles, bevels, edges, rabbets, and profiles.




Double -side sponge with unique grit coating on soft core foam compresses to conform to sensitive surface profiles providing even surface preparation with even pressure distribution.



Single-side sponge that is flexible and has elastic structure with grippy back for fine sanding as well as matting of paint surfaces and finishes.



Permeable structure abrasive matrix that resists clogging. Flexible structure is ideally suited to abrading profiles, convex and concave structures, as well as general-purpose scuff sanding.



9" x 11" Granat sheet stock abrasive. Durable abrasive resists loading. Durable bound resists separating even when folded. Available in grits P40 - P400.



Over 82' of 4-1/2"-wide continuous roll abrasive can be cut to length as needed. Available in grits P40 - P320. Can be used with 1/2 sheet sanders like the RS 2 E.

## Features + Capabilities

- Helps achieve an outstanding final finish
- Abrasives have excellent surface quality
- No wrinkles or kinking for optimal protection of the surface
- High material removal
- Less grit break-out
- Easy cleaning for a longer life time
- Outstanding adaptation due to foam backing material
- Manual hand sanding abrasives for any application









**GRANAT Sheet and Roll Abrasives**

Grit	Qty.	Item	Price
<b>230 x 280 mm:</b>			
P40	25	201085	\$19.00
P60	50	201087	\$38.00
P80	50	201088	\$38.00
P100	50	201089	\$38.00
P120	50	201090	\$38.00
P150	50	201091	\$38.00
P180	50	201093	\$38.00
P220	50	201094	\$38.00
P240	50	201095	\$38.00
P320	50	201096	\$38.00
P400	50	201097	\$38.00
P40	10	201256	\$9.50
P60	10	201257	\$9.50
P80	10	201258	\$9.50
P100	10	201259	\$9.50
P120	10	201260	\$9.50
P150	10	201261	\$9.50
P180	10	201262	\$9.50
P220	10	201263	\$9.50
P240	10	201264	\$9.50
P320	10	201265	\$9.50
P400	10	201266	\$9.50
<b>115 mm x 25 m:</b>			
P40	1	201103	\$48.00
P60	1	201104	\$48.00
P80	1	201105	\$48.00
P100	1	201106	\$48.00
P120	1	201107	\$48.00
P150	1	201108	\$48.00
P180	1	201109	\$48.00
P220	1	201110	\$48.00
P240	1	201111	\$48.00



**GRANAT Sponges and Vlies Abrasives**

Grit	Qty.	Item	Price
<b>69 x 98 x 26 mm:</b>			
36	6	201080	\$23.00
60	6	201081	\$23.00
120	6	201082	\$23.00
220	6	201083	\$23.00
120	6	201084	\$23.00
<b>98 x 120 x 13 mm:</b>			
60	6	201112	\$10.50
120	6	201113	\$10.50
220	6	201114	\$10.50
800	6	201507	\$10.50
<b>115 x 140 x 5 mm:</b>			
280	20	201769	\$38.00
500	20	201099	\$38.00
800	20	201100	\$38.00
1000	20	201101	\$38.00
1500	20	201102	\$38.00
<b>115 x 152 mm:</b>			
100	25	201115	\$38.00
320	30	497088	\$38.00
800	30	497089	\$38.00
1000	30	497090	\$38.00
<b>115 mm x 10 m:</b>			
100	1	201116	\$48.00
320	1	201117	\$48.00
800	1	201118	\$48.00
1000	1	201119	\$48.00



## StickFix® Finish Applicator Set |

Tackle your natural oil finishing tasks in just a few simple steps, and with significantly less mess. The complete set includes an Applicator, 0.3L of Heavy-Duty Oil, 0.3L of One-Step Oil, and 0.3L of Outdoor Oil, plus 5 Replacement Sponges, 20 assorted sheets of 150 mm wood-specific RubIn and Brilliant abrasives, and 10 more pieces of Vlies polishing abrasives, all packed in a SYSTEMER 2.



### Features + Capabilities



#### Clean and economical

With more even application and distribution of finishing oil, you'll achieve a more balanced finish while saving money on wasted oil and disposable applicators.



#### Quick and ergonomic

A super clean, easy-to-use oil dispenser and applicator, the SurFix allows you to achieve an even, balanced natural oil finish without all the mess, stickiness and rework.



#### Always the right oil


Festool offers three grades of natural linseed-based oil, including Heavy-Duty, One-Step and Outdoor formulas—suitable for light and dark wood for virtually any indoor or outdoor application.



One-Step Oil

Best option for indoor, lower-traffic surfaces, including furniture, shelving and cabinets. Oils and waxes at once, with excellent polishing properties.

One-Step Oil	
<b>0.3-Liter Applicator</b>	\$40.00 498061
<b>0.3-Liter Refill (2x)</b>	\$34.00 498065
<b>5-Liter Refill</b>	\$145.00 498068



Heavy-Duty Oil

Best solution for high-traffic indoor surfaces, including tables, work surfaces, and stairs. Penetrates and protects against premature wear and damage.

Heavy-Duty Oil	
<b>0.3-Liter Applicator</b>	\$40.00 498060
<b>0.3-Liter Refill (2x)</b>	\$34.00 498064
<b>5-Liter Refill</b>	\$145.00 498067



Outdoor Oil

Excellent for outdoor applications such as garden furniture, pergolas or even decking. Natural ingredients protect against fungus and UV damage.

Outdoor Oil	
<b>0.3-Liter Applicator</b>	\$40.00 498062
<b>0.3-Liter Refill (2x)</b>	\$34.00 498066
<b>5-Liter Refill</b>	\$145.00 498069

<sup>1</sup>Includes applicator bulb, base, sponge, and oil in a resealable tin.

## StickFix® Applicator Sponge | \$25.00 498070

Applicator Sponges ensure the even distribution of oil across your surface, leading to a better finish with less mess. Easily remove or replace thanks to the StickFix hook-and-loop design. Includes 5 sponges.



## Vlies Discs 150 mm

Use Vlies fibrous discs just before wiping off excess oil to help increase surface penetration for a more even finish. Use Vlies Green with initial coats, and Vlies White during final application.

VLIES ABRASIVES	
<b>D150 6" White (10x)</b>	\$26.00 496509
<b>D150 6" Green (10x)</b>	\$26.00 496508
<b>D125 5" White (10x)</b>	\$24.00 496511
<b>D125 5" Green (10x)</b>	\$24.00 496510



 system. unmatched.

### ETS EC 150/5 EQ Sander

The ETS EC 150/5 EQ is a favorite for fine and extra-fine sanding, producing an excellent surface finish. Plus, a rubberized top grip and ergonomic handle all help to reduce discomfort in the process.

See more on page 158.





## POLISHING System



 **quality. unmatched.**

Achieve unmatched surface quality with the simple and straightforward polishing system from Festool. Color-coded polishing compounds correlate with the appropriate sponge to deliver the perfect levels of finish. Polishing compounds come in easy-to-use squeeze bottles with resealable tops and corresponding color bands to indicate which sponge is to be used with the polish.





**RAP 150-14 FE** (1,400rpm) | \$510.00  
571000

**RAP 150-21 FE** (2,100rpm) | \$510.00  
571011

With 1200 watts of power, the SHINEX is capable to conquering the most demanding polishing applications with ease. Variable speed settings allow you to dial in the perfect speed for the application at hand between. At only 4.6 pounds, the light weight design prevents fatigue during extended use. A fluff filter screens contaminants from polishing pads, felts, sheepskins or other environmental debris and protects the motor for longer service life.

Available in low-torque and high-torque versions. The high speed, low torque machine spins up to 2,100 RPM for most common polishing applications and the low speed, high torque spins up to 1,400 RPM for more aggressive polishing. Both machines feature improved internal designs for longer life and cooler running.








	RAP 150-14 FE	RAP 150-21 FE
	\$510.00 571000	\$510.00 571011
<b>Standard package includes</b>		
StickFix Backing Pad	•	•
Auxiliary Side Handle	•	•
<b>Specifications</b>		
Power consumption	1,200 watt	1,200 watt
Idle engine speed	600 - 1,400 RPM	900 - 2,100 RPM
Max. polishing pad dia.	6" (150 mm)	6" (150 mm)
Weight	4.63 lbs (2.1 kg)	4.63 lbs (2.1 kg)

Metric dimensions binding.

	RO 90 FEQ	RO 125 FEQ	RO150 FEQ	RAP 150 FE
<b>POLISHING PADS</b>				
	<b>Polishing Sander Backing Pad</b> For RO 90, for attaching polishing accessories. Diameter 2-15/16" (75 mm).	\$36.00 495625		
	<b>Polishing Sander Backing Pad</b> For RO 125, for attaching polishing accessories. Diameter 4-1/2" (115 mm).		\$40.00 492128	
	<b>Polishing Sander Backing Pad</b> For RO 150, for attaching polishing accessories. Diameter 5-5/16" (135 mm).		\$50.00 496151	
	<b>Polishing pad</b> For RAP 150, for attaching polishing accessories. Diameter 5-5/16" (135 mm).			\$53.00 488342



Polishing Compounds		
	<p><b>Polishing Compound MPA 5010 OR/0,5L</b> Speed Cut abrasive polish. Silicone free formula. 500 ml bottle. Use with Festool orange sponges.</p>	<p>\$42.00 202048</p>
	<p><b>Polishing Compound MPA 9010 BL/0,5L</b> Fine polishing formula. Silicone free formula. 500 ml bottle. Use with Festool blue sponges.</p>	<p>\$36.00 202050</p>
	<p><b>Polishing Compound MPA 11010 WH/0,5L</b> High gloss polishing formula. Silicone free formula. 500 ml bottle. Use with Festool white sponges.</p>	<p>\$36.00 202051</p>

Polishing Compounds		
	<p><b>Finish-Cleaner MPA F+/0,5L</b> Finish cleaner helps to ensure brilliant results. 500 ml spray bottle.</p>	<p>\$24.00 202053</p>
	<p><b>Sealing spray MPA SV+/0,5L</b> Spray sealant preserves, protects, and maintains clear coat finishes. Provides a deep shine. 500 ml spray bottle.</p>	<p>\$30.00 202052</p>

## Features + Capabilities



### Simple

Color-coded bottles and sponges provide a matched abrasive and sponge system to deliver excellent results without frustration.



### Progressive

From coarse to extra-fine, in flat or waffle-face design, Festool sponges provide a consistent and uniform delivery system for consistent polishing performance.
















### Effective

Festool polishing system combined with high-performance polishing machines provide a complete system from the most abrasive tasks to the highest surface qualities.



# POLISHING System

		D80	D125	D150
<b>polishing accessories</b>				
	<b>Polishing sponge</b> Coarse polishing sponge for paint prep and applying abrasive compounds, polishes, and waxes. Yellow (5 pieces)	\$34.00 201989	\$63.00 201990	\$91.00 201991
	<b>Polishing sponge</b> Medium polishing sponge for paint prep and applying abrasive compounds, polishes, and waxes. Orange. (1 piece)		\$20.00 202367	\$26.00 202369
	(5 pieces)	\$37.00 201993	\$87.00 201995	\$120.00 201997
	<b>Polishing sponge</b> Medium polishing sponge for paint prep and applying abrasive compounds, polishes, and waxes. Orange. Waffle face. (1 piece)		\$21.00 202368	\$28.00 202370
	(5 pieces)	\$39.00 201994	\$88.00 201996	\$125.00 201998
	<b>Polishing sponge</b> Medium-Fine polishing sponge for paint prep and applying abrasive compounds, polishes, and waxes. Blue. (1 piece)		\$17.75 202371	\$21.00 202373
	(5 pieces)	\$34.00 202001	\$78.00 202003	\$91.00 202005
	<b>Polishing sponge</b> Medium-Fine polishing sponge for paint prep and applying abrasive compounds, polishes, and waxes. Blue. Waffle face. (1 piece)		\$19.00 202372	\$22.00 202374
	(5 pieces)	\$36.00 202002	\$79.00 202004	\$99.00 202006
	<b>Polishing sponge</b> Fine polishing sponge for preliminary polishing and finishing when removing dust inclusions. White. (1 piece)		\$17.75 202375	\$21.00 202377
	(5 pieces)	\$34.00 202009	\$78.00 202011	\$91.00 202013
	<b>Polishing sponge</b> Fine polishing sponge for preliminary polishing and finishing when removing dust inclusions. White. Waffle face. (1 piece)		\$19.00 202376	\$22.00 202378
	(5 pieces)	\$36.00 202010	\$79.00 202012	\$99.00 202014
	<b>Polishing sponge</b> Extra-Fine polishing sponge for applying a high-gloss polish and sealants as well as polishing out holograms. Black. Waffle face. (1 piece)		\$15.75 202379	\$21.00 202380
	(5 pieces)	\$34.00 202017	\$65.00 202018	\$90.00 202019
	<b>Premium sheepskin</b> For an even polishing finish. Low spattering characteristics due to pile height of 18 mm (1 piece)		\$32.00 202045	\$35.00 202046
	(5 pieces)	\$82.00 202044		
	<b>Polishing felt</b> Use for applying polishes, waxes, and finishes to hard flat surfaces. (1 piece)			\$13.75 485970
	(5 pieces)	\$40.00 488339	\$40.00 493078	\$42.00 488348
	<b>Polishing felt</b> Use to apply compounds and finishes to semi flat or slight contour surfaces. (1 piece)			\$13.75 485972
	(5 pieces)	\$40.00 488341	\$40.00 493077	\$42.00 488347

<b>Polishing Cloths</b>		
	<b>Microfiber Cloth</b> Excellent for removing polish residues and grease marks. Also for finish polishing and touch-ups. (2 pieces)	\$29.00 493068
	<b>Cleaning Cloth</b> 9.4" x 14.9" (240 x 380 mm) Premium cleaning cloths for finishing/polishing; 200 pieces.	\$29.00 498071



## SERVICE all-inclusive



### 36-Month Comprehensive Warranty

The most comprehensive warranty in the industry provides coverage for 36 months from the date of purchase.



### 30-Day Money Back Guarantee

Customers are provided with a no-risk, 30-day money back guarantee. If you are not completely satisfied, you can return the tool for a refund.



### 10-Year Parts Availability

Spare parts availability is guaranteed for 10 years, ensuring long-term support for your investment.



### 48-Hour Standard Repair

Most tools are repaired and ready to ship back to the customer within 48 hours of the tool being received by the service department.



### 3-Year Free Shipping

Festool will cover the cost of shipping tools to the service department and back to the customer for the first three years.



### Dedicated Service Hotline

Factory-trained service professionals are available for troubleshooting and questions about repairs.



### 24/7 Online Service Hub

Access spare part catalogs, product manuals, repair forms, and video content online anytime.



### Instructional Videos

A comprehensive library of troubleshooting and how-to videos are available online anytime.



For more information on Service All-Inclusive  
[festoolusa.com/sai](http://festoolusa.com/sai)

# Online Tool Registration

Join the Festool Family. [festoolusa.com/register](https://festoolusa.com/register)

Registering online is a fast, simple way to put additional advantages of Festool ownership to work.

- Create a record of your purchase in case tools are lost or stolen.
- Tool registration speeds up servicing and/or repair processing.
- Receive updates and sneak peeks of new tools and accessories.
- Access videos for demos and tips to help you get the most out of your investment.



Enjoy all the benefits of online tool registration by visiting [festoolusa.com/register](https://festoolusa.com/register)





## FESTOOL SERVICE ALL-INCLUSIVE® Limited Warranty

Festool USA warrants that all new Festool power tools<sup>1</sup> purchased from authorized dealers in the U.S. and Canada will be free from defects in materials and workmanship for a term of three years from the date of original retail purchase.

### Conditions of the SERVICE ALL-INCLUSIVE® Limited Warranty are as follows:

This warranty applies for three years from the date of original retail purchase. Proof of purchase is required. This warranty is void if the tool is not used, operated, repaired and maintained in accordance with the tool's instruction manual.

### Excluded from this warranty's coverage are:

1. Accessories and/or attachments, including, but not limited to, saw blades, drill bits, router bits, sanding discs and apparel.
2. Tools purchased from outside of the U.S. or Canada.
3. Repairs or replacements not performed by an authorized Festool Service Center, outside of routine maintenance as set forth in the instruction manual.
4. Parts or components not supplied by Festool or that have been modified.
5. Damage caused by misuse, abuse, accident, impact, abnormal wear and tear, improper storage and/or exposure to the elements, or neglect.
6. Damage caused by anything other than defects in materials and workmanship.
7. Normal adjustments and recommended maintenance as set forth in the tool's instruction manual.
8. Damage from the operation of the tool at a voltage or frequency different from the tool's rating, including the use of transformers.
9. Damage resulting from the use of any non-Festool accessories or attachments.
10. Tools used in high volume industrial applications<sup>2</sup>

Should any failure covered by this Limited Warranty occur, the purchaser must contact Festool through our website, [www.festoolusa.com/SAI](http://www.festoolusa.com/SAI), or call

800.554.8741 for authorization and shipping information. For purchases made in Canada, contact our website, [www.festoolcanada.com/SAI](http://www.festoolcanada.com/SAI) or call 613.697.3419. Festool, in its sole discretion, may elect to repair, replace or refund the purchase price of any tool covered by this Limited Warranty that is found to be defective, at no cost to the purchaser. Warranty returns will be processed by Festool according to normal work flow and availability of replacement parts and components. Festool will issue a prepaid shipping label for return of the tool to the Festool Service Center and will also return the repaired tool freight prepaid, if the repair or replacement is covered under this Limited Warranty.

FESTOOL SHALL NOT BE LIABLE FOR ANY CONSEQUENTIAL, INCIDENTAL OR SPECIAL DAMAGES REGARDLESS OF THE THEORY OF LAW ON WHICH THE CLAIM IS BASED. ALL WARRANTIES IMPLIED BY STATE LAW, INCLUDING THE IMPLIED WARRANTIES OF MERCHANTABILITY AND FITNESS FOR A PARTICULAR PURPOSE ARE HEREBY LIMITED TO THE DURATION OF THREE YEARS.

SOME STATES IN THE U.S. AND SOME CANADIAN PROVINCES DO NOT ALLOW EXCLUSIONS/LIMITATIONS OF INCIDENTAL OR CONSEQUENTIAL DAMAGES AND/OR LIMITATIONS ON HOW LONG AN IMPLIED WARRANTY LASTS, SO THE ABOVE LIMITATION MAY NOT APPLY TO YOU. THIS WARRANTY GIVES YOU SPECIFIC LEGAL RIGHTS, AND YOU MAY ALSO HAVE OTHER RIGHTS THAT VARY FROM STATE TO STATE IN THE U.S. AND FROM PROVINCE TO PROVINCE IN CANADA.

With the exception of any warranties implied by state or province law as limited above, the foregoing limited warranty is exclusive and in lieu of all other warranties, guarantees, agreements, and similar obligations of Festool. No agent, representative, distributor, dealer, or employee of Festool has the authority to increase or otherwise modify the obligations or limitations of this warranty.

**Warrantor:** Festool USA 888.337.8600  
Festool Canada 613.697.3419  
400 N. Enterprise Dr.  
Lebanon, IN 46052  
[festoolusa.com/SAI](http://festoolusa.com/SAI)  
[festoolcanada.com/SAI](http://festoolcanada.com/SAI)

## Instruction Manual

### Warning

To reduce the risk of personal injury and for best optimum tool performance, be sure to read, understand, and follow all the safety and operating instructions in the instruction manual before using the tool. An instruction manual is furnished with every tool. If yours is lost or if you have questions, please call 888.337.8600 for a replacement.

### Health Warning

Various dusts created by power sanding, sawing, grinding, drilling, and other construction activities contain chemicals known (to the State of California) to cause cancer, birth defects or other reproductive harm. Some examples of these chemicals are: lead from lead-based paints; crystalline silica from bricks and cement and other masonry products; arsenic and chromium from chemically treated lumber.

Your risk from these exposures varies, depending on how often you do this type of work. To reduce your exposure to these chemicals: always work in a well-ventilated area. Festool recommends to use Dust Extractors with every power tool. If the inhalation of dust nevertheless exceeds the ambient (background) level, wear a respirator approved by NIOSH/MSHA for the material at issue.

### Disclaimer

Festool reserves the right to make changes or improvements on its products without incurring an additional obligation to make corresponding changes or improvements to products previously manufactured or sold. Festool reserves the right to discontinue products at any time without notice. All illustrations and photographs displayed in this catalog are the property of Festool and shall not be duplicated or reproduced without the express written consent of Festool. Specifications and photographs are as of 3/01/18 and are subject to change without notice. Any unauthorized use of a trademark without express written consent is strictly prohibited.

**Festool is not responsible for typographical errors.**

# FESTOOL®

Tools for the toughest demands

Festool® is a registered trademark of FestoolUSA, LLC.

© Copyright 2018 FestoolUSA, Tooltechnic Systems, LLC.  
All rights reserved.

**Note:** The following is an exemplar Festool limited warranty. The actual warranty that comes with your power tool is controlling.

<sup>1</sup> For purposes of this warranty, power tools are defined as any Festool branded product that bears a serial number [S.Nr. or M.Nr.].

<sup>2</sup> To determine if your application is excluded from the warranty under this condition, please contact the Festool Service Center at 888.337.8600.

## Garantie limitée FESTOOL SERVICE ALL-INCLUSIVE®

Festool USA garantit que tous les outils électriques Festool neufs<sup>1</sup> achetés chez des détaillants agréés aux États-Unis et au Canada ne comporteront aucun défaut de matériau ou de fabrication pendant une durée de trois ans à compter de la date d'achat original au détail.

### Les conditions d'application de la Garantie limitée SERVICE ALL-INCLUSIVE® sont les suivantes :

La présente garantie s'applique pendant trois ans à compter de la date d'achat original au détail. Un justificatif d'achat est requis. Cette garantie est nulle et non avenue si l'outil n'est pas utilisé, employé, réparé et maintenu conformément au mode d'emploi de l'outil.

### Exclusions de l'application de la présente Garantie :

1. Accessoires et/ou porte-accessoires, y compris, sans toutefois s'y limiter, les lames de scie, les mèches, les fers à toupie, les disques de ponçage et les vêtements.
2. Les outils achetés à l'extérieur des É.-U. et du Canada.
3. Les réparations ou remplacements n'ayant pas été effectués par un Centre de service après-vente Festool agréé, en dehors de l'entretien de routine conformément à ce qui est indiqué dans le mode d'emploi.
4. Les pièces ou composants non fournis par Festool ou qui ont été modifiés.
5. Les dommages causés par une utilisation abusive ou inappropriée, un accident, un impact, une usure anormale, une conservation dans des conditions déconseillées et/ou l'exposition aux intempéries ou la négligence.
6. Les dommages causés par toute cause autre que des défauts de matériau ou de fabrication.
7. Les réglages normaux et l'entretien recommandé, conformément à ce qui est indiqué dans le mode d'emploi de l'outil.
8. Les dommages résultant de l'utilisation de l'outil à une fréquence différente de la fréquence nominale de l'outil, y compris l'utilisation de transformateurs.
9. Les dommages résultant de l'utilisation d'accessoires ou de porte-accessoires autres que de Festool.
10. Les outils utilisés dans des applications industrielles à grand volume?

En cas de survenance d'un problème non couvert par la présente Garantie limitée, l'acheteur doit contacter Festool en se rendant sur son site Web, [www.festoolusa.com/SAI](http://www.festoolusa.com/SAI), ou en appelant le 800.554.8741 Pour obtenir l'autorisation de

renvoyer le produit et toutes informations à ce sujet. Pour les achats effectués au Canada, contactez notre site Web, [www.festoolcanada.com/SAI](http://www.festoolcanada.com/SAI), ou appelez le 613.697.3419 Festool, à sa discrétion exclusive, pourra décider de réparer ou de remplacer le produit jugé défectueux couvert par la présente Garantie limitée sans aucun frais pour le consommateur, ou d'en rembourser le prix d'achat. Les produits sous garantie retournés seront traités par Festool en tenant compte des volumes de travail normaux et de la disponibilité des pièces et composants de rechange. Festool délivrera une étiquette d'expédition en port payé pour le retour de l'outil au Centre de service après-vente de Festool et renverra ensuite l'outil en port payé également, si la réparation ou le remplacement est couvert par la présente Garantie limitée.

FESTOOL N'ASSUMERA AUCUNE RESPONSABILITÉ POUR DES DOMMAGES INDIRECTS, SECONDAIRES OU ACCESSOIRES, QUEL QUE SOIT LE FONDEMENT JURIDIQUE SUR LEQUEL REPOSE LA RÉCLAMATION. TOUTES LES GARANTIES IMPLICITES PRÉVUES PAR LE DROIT D'ÉTATS OU DE PROVINCES, Y COMPRIS LES GARANTIES IMPLICITES DE QUALITÉ MARCHANDE ET DE CARACTÈRE ADÉQUAT À UN BUT PARTICULIER, SONT LIMITÉES PAR LES PRÉSENTES À UNE DURÉE DE TROIS ANS.

ÉTANT DONNÉ QUE CERTAINS ÉTATS DES ÉTATS-UNIS ET CERTAINES PROVINCES DU CANADA NE PERMETTENT PAS LES EXCLUSIONS/LIMITATIONS DE DOMMAGES INDIRECTS OU ACCESSOIRES, ET/OU LA DURÉE DE VALIDITÉ D'UNE GARANTIE IMPLICITE, IL EST POSSIBLE QUE LA LIMITATION CI-DESSUS NE S'APPLIQUE PAS À VOUS. LA PRÉSENTE GARANTIE VOUS CONFÈRE DES DROITS SPÉCIFIQUES, ET VOUS AVEZ PEUT-ÊTRE D'AUTRES DROITS, QUI VARIENT D'UN ÉTAT À L'AUTRE AUX ÉTATS-UNIS ET D'UNE PROVINCE À L'AUTRE AU CANADA.

À l'exception des garanties implicites en vertu du droit des États ou des provinces et en tenant compte de la limitation indiquée ci-dessus, la garantie limitée qui précède est exclusive et se substitue aux autres garanties, engagements, promesses et obligations similaires de Festool. Aucun agent, représentant, distributeur, revendeur ou employé de Festool n'a le droit d'augmenter ou de modifier par ailleurs les obligations ou limitations de la présente garantie.

### Société octroyant la garantie :

Festool É.-U. 888.337.8600  
Festool Canada 613.697.3419

400 N. Enterprise Dr.  
Lebanon, IN 46052 (États-Unis)

[festoolusa.com/SAI](http://festoolusa.com/SAI)  
[festoolcanada.com/SAI](http://festoolcanada.com/SAI)

## Guide d'utilisation

### Mise en garde

Afin de réduire le risque de blessures corporelles et pour obtenir une performance optimale de l'outil, assurez-vous de lire, comprendre et observer toutes les consignes de sécurité et d'utilisation dans le mode d'emploi avant d'utiliser l'outil. Un Guide d'utilisation est fourni avec chaque outil. Si vous avez égaré le vôtre ou si vous avez des questions, veuillez appeler au 1-800-337-8600 pour obtenir un remplacement.

### Message relatif à la santé

Les différentes poussières créées en ponçant, sciant, meulant, perçant du bois et au cours d'autres activités de construction à l'aide d'un outil électrique contiennent des produits chimiques connus (dans l'état de la Californie) pour causer le cancer, des anomalies congénitales ou autres dangers pour la reproduction. Parmi des exemples de ces produits chimiques, mentionnons : le plomb des peintures à base de plomb, la silice cristalline des briques et du ciment et autres produits de maçonnerie ; arsenic et chrome provenant du bois chimiquement traité.

Votre risque d'exposition à ces produits varie, selon la fréquence à laquelle vous faites ce genre de travail. Pour réduire votre exposition à ces produits chimiques : travaillez toujours dans un endroit bien aéré. Festool recommande l'utilisation de dépoussiéreurs avec chaque outil électrique. Si, néanmoins, l'inhalation de poussière dépasse le niveau ambiant, portez un respirateur approuvé NIOSH/ MSHA pour le matériel concerné.

## Avis de non-responsabilité

Festool se réserve le droit d'effectuer des changements ou des améliorations à ses produits sans encourir d'obligation additionnelle d'effectuer des modifications ou des améliorations correspondantes sur les produits fabriqués ou vendus auparavant. Festool se réserve le droit d'abandonner des lignes de produits en tout temps sans préavis. Toutes les illustrations et les photographies contenues dans le présent catalogue sont la propriété de Festool et ne peuvent être dupliquées ou reproduites sans le consentement explicite par écrit de Festool.

### Festool n'est pas responsable des erreurs typographiques.

**Remarque:** La garantie qui suit est un exemple de référence de la garantie restreinte de Festool. La garantie courante qui accompagne votre outil électrique est prépondérante.

<sup>1</sup> Aux fins de la présente garantie, les outils électriques sont définis comme tout produit de la marque Festool ayant un numéro de série (S.Nr. ou M.Nr.).

<sup>2</sup> Afin de déterminer si votre application est exclue de la garantie à ce titre, veuillez contacter le Centre de service après-vente Festool en appelant le 888.337.8600.

# FESTOOL®

Festool USA, LLC  
400 N. Enterprise Blvd.  
Lebanon, IN 46052

**Customer Service & Product Questions**  
Tel 888.337.8600

[festoolusa.com](http://festoolusa.com)



Festool USA Master Catalog 2018  
Replaces all previous catalogs  
5720 0000 EN

Festool is not responsible for typographical errors.  
Printed in the USA